

















# ITEM 6

Climate Change Commission – November 2007

Period: Latest for all Series: Default series

Element	Q2 Actual	Q2 Target			Q2 Year End Forecast	Year End Target	Actions
 BV199 (LAA SSC 3.1, CS, NR, CP1.2ai) % of land/highway with unacceptable levels of litter & detritus	Q2 07/08 13.00 %	Q2 07/08 12.00 %	<b>R</b>		Q2 07/08 12.00 %	Q2 07/08 12.00 %	<div>BV199</div> <input checked="" type="checkbox"/> There are only three BV199 surveys per year. No survey was conducted this quarter so the figures remain unchanged.
 BV82a (LAA SSC 3.6, NR, CP3.2ai) Percentage of total tonnage of household waste arisings recycled	Q2 07/08 20.46 %	Q2 07/08 20.50 %	<b>Y</b>		Q2 07/08 20.50 %	Q2 07/08 20.50 %	<div>BV82 a</div> <input checked="" type="checkbox"/> We remain on target to achieve 20.5% by the year end.
 BV82b (CP3.2aii) - % of total tonnage of household waste arisings which have been composted	Q2 07/08 22.93 %	Q2 07/08 17.50 %	<b>G</b>		Q2 07/08 17.50 %	Q2 07/08 17.50 %	<div>BV82b (i)</div> <input checked="" type="checkbox"/> We are currently composting ahead of our target rate. However this figure may fall during the autumn and winter months and therefore we would expect to come in close to our target.
 BV199b (LAA SSC 3.2) Percentage of land/highways where unacceptable levels of graffiti are visible	Q2 07/08 6.00 %	Q2 07/08 6.00 %	<b>G</b>		Q2 07/08 6.00 %	Q2 07/08 6.00 %	<div>BV199b.</div> <input checked="" type="checkbox"/> As BV199. No survey this quarter.
 BV199c (SSC 3.3) Percentage of land/highways where unacceptable levels of fly-posting are visible	Q2 07/08 1.00 %	Q2 07/08 1.00 %	<b>G</b>		Q2 07/08 1.00 %	Q2 07/08 1.00 %	<div>BV199c</div> <input checked="" type="checkbox"/> As BV199. No survey this quarter.
 BV199d (SSC 3.4) Reduction in the number of fly-tips and increase in enforcement action	Q2 07/08 4.00	Q2 07/08 3.00	<b>R</b>		Q2 07/08 4.00	Q2 07/08 3.00	<div>BV199d</div> <input checked="" type="checkbox"/> No significant change in this indicator.
 BV82a(ii) (new 05/06) - Total tonnage of household waste recycled	Q2 07/08 6,513.49	Q2 07/08 6,437.50	<b>G</b>		Q2 07/08 25,750.00	Q2 07/08 6,437.50	<div>BV82a (ii)</div> <input checked="" type="checkbox"/> As 82a (i)
 BV82b(ii) (new 05/06) - Total tonnage of household	Q2 07/08 7,301.89	Q2 07/08 5,495.50	<b>G</b>		Q2 07/08 21,982.00	Q2 07/08 5,495.50	<div>BV82b (ii)</div> <input checked="" type="checkbox"/> As 82b

waste composted/anaerobically digested							
 BV82d - % of the total tonnage of household waste arisings which has been landfilled	Q2 07/08 53.01 %	Q2 07/08			Q2 07/08 61.96 %	Q2 07/08	<input checked="" type="checkbox"/> BV82d We remain on target to achieve the landfill figure estimated for 07/8.
 BV82d(ii) (new 05/06) - Total tonnage of household waste landfilled	Q2 07/08 16,878.88	Q2 07/08 19,469.50	G		Q2 07/08 77,878.00	Q2 07/08 19,469.50	<input checked="" type="checkbox"/> BV82d (ii) As 82d.  <input checked="" type="checkbox"/> BV82d(ii) Performance Surgery Notes & Actions A Performance Surgery was held on 1 August 2007 - see attachment.
 BV84 - Number of kilograms of household waste collected per head	Q2 07/08 136.25	Q2 07/08			Q2 07/08 545.00	Q2 07/08	<input checked="" type="checkbox"/> BV84 We are currently on target to meet our 2007/8 estimate for the end of the year.  <input checked="" type="checkbox"/> BV84 Performance Surgery Minutes & Actions A Performance Surgery was held on 1 August 2007 - see attachment.
 SSC 7.1 Percentage of municipal waste landfilled	Q2 07/08	Q2 07/08 61.00 %			Q2 07/08	Q2 07/08 61.00 %	
 SSC 7.2 Percentage of municipal waste recycled	Q2 07/08	Q2 07/08			Q2 07/08	Q2 07/08	

Results: 1 - 13 of 13