

LOCAL AREA AGREEMENT REVIEW AND REFRESH

SUMMARY

- 1.1 In line with Government guidance an Annual Review of the Local Area Agreement, LAA, took place on 20 January 2010 with Government Office for the East Midlands, GOEM.
- 1.2 Though the Annual Review was the second to have taken place during the current LAA 2008-2011 it was the first review to link in with the findings from the recent 2009 Comprehensive Area Assessment, CAA.
- 1.3 Running alongside the LAA Annual Review is the LAA Refresh process. The LAA Refresh is looking at a small number of indicators to:
 - finalise targets where they have previously been unable to be set due to a lack of historical data
 - amend targets where the downturn in the economy has had a significant affect on performance.
- 1.4 The Refresh process is the final opportunity to amend targets in the 2008-2011 LAA. This final target setting process is critical to our success in the LAA and will influence the amount of Performance Reward Grant Derby is likely to receive.
- 1.5 Section 3 of the report outlines the approach taken for the 2010 LAA Annual Review.
- 1.6 Section 4 covers the 2010 LAA Refresh process and highlights which indicator targets are being considered and where negotiations with GOEM are complete what the amended targets are.

RECOMMENDATION

- 2.1 To note the areas reviewed as part of the 2010 LAA Annual Review.
- 2.2 To note that officers responsible for underperforming LAA indicators have been asked to produce action plans by 19 February 2010.
- 2.3 To note the indicator targets to be reviewed as part of the 2010 LAA Annual Refresh and in particular the revised targets where agreed.
- 2.4 To refer the report to Full Council on 1 March 2010.
- 2.5 To recommend to Full Council that delegated authority is given to the Chief Executive to sign off the LAA targets, in consultation with the Leader of the Council, by 12 March 2010.

LAA Review

- 3.1 Light touch reviews of Derby's 2008-2011 LAA take place with GOEM every quarter and generally look at progress across a broad range of issues such as delivery planning, communication of the LAA and engagement of members, officers and residents in the agreement.
- 3.2 A more fundamental review however only takes place annually with GOEM during the Autumn/Winter period. The 2010 Annual Review took place on 20 January 2010.
- 3.3 The review meeting focussed on three themed areas:
 - **Alcohol** – including the broad partnership approach to the evening economy
 - **Climate change** – including waste
 - **Narrowing the gap** – Key Stage 2 results and targeted youth support
- 3.4 The areas were selected at a meeting on 18 December between GOEM and Derby City Partnership, DCP. The areas were selected after national and local performance data for Derby had been considered together with areas highlighted through the 2009 Comprehensive Area Assessment, CAA, as 'potential future issues'.
- 3.5 At each themed meeting an overview of the current, forecasted and comparison performance data was presented. Each of the three themes was underperforming against at least one of these performance aspects.
- 3.6 Following the performance overview meeting attendees, who all had links to the themed areas, were asked to contribute to a discussion on the area giving particular thought to the following key questions:
 - What are the key issues and are the right people engaged?
 - What would it take to improve performance?
 - Your three best ideas – no cost, low cost and 'off the wall' actions
- 3.7 To address underperformance in each of the three themed areas discussed at the Review meeting area leads have been asked to produce action plans. This approach has been extended to cover all other areas of under performance, details can be found in **Appendix 2**. Action plans are to be produced by 19 February 2010 and will be reviewed by DCP Management Group and the Performance Support Group.
- 3.8 Progress in implementing the actions listed in the plans and the impact of the actions on LAA performance will then be monitored on a quarterly basis.

LAA Refresh Process

- 4.1 Whilst considering what further work is required in order to help achieve some of the LAA outcomes there will also be the opportunity to refresh some of the targets set within the LAA.
- 4.2 Last year's LAA Refresh process which ran from December 2008 to March 2009 was, according to national guidance, the last opportunity before the end of the LAA in March 2011 to set or amend targets. However Government has since issued guidance saying that a national 2010 LAA Refresh process will now take place.
- 4.3 The 2010 LAA Refresh process will however only look at a small number of indicators targets. An indicators targets can only be reconsidered during the 2010 Refresh if:
 - LAA targets have not been set because of a lack of baseline information
 - the definition for how an indicator is measured has changed
 - the targets set were based on estimated data
 - performance is impacted on severely by the economic downturn.
- 4.4 Like last year's LAA Refresh the process is taking the form of discussions between GOEM themed leads and the partnerships LAA Accountable Officers.
- 4.5 All the LAA indicators and targets are listed in **Appendix 3**. Those rows which are shaded are where targets are currently being negotiated with GOEM and revised targets are shown in italics. The exception to this is NI 54 which is a local measure and GOEM approval of the targets is not required. The document shown in Appendix 2 will constitute the final LAA submission to GOEM.
- 4.6 The target negotiations will continue through until March 2010, see **Appendix 4** for a timetable. Targets agreed by GOEM and Partnership indicator leads between now and March will be reported to both Council and Partnership meetings for final approval before the submission to GOEM is made on 12 March 2010.
- 4.7 Due to data and definition delays that some of the indicators are subject to during this refresh process not all baselines and targets will be confirmed by the meeting of Council Cabinet on 16 February or by Full Council on 1 March 2010. This report therefore seeks approval from Council Cabinet to allow for any LAA target revisions to be signed off by the Council's Chief Executive by 12 March 2010 and for Council Cabinet to recommend this course of action to Full Council on 1 March 2010.
- 4.8 Despite the targets potentially changing so close to the commencement of the final year of the LAA the final performance of these measures will still count towards the overall final performance of the LAA and thus the amount of Performance Reward Grant, PRG, we may receive. The total PRG available to Derby is approximately £1.6 million although current estimations show the amount Derby is likely to receive will be between £640 - £800k.

- 4.9 With respect to the overall LAA performance and the amount of PRG that Derby receives it has recently being confirmed that the indicator NI 112: Teenage conception rate and its performance will be excluded from the final LAA assessment. Though the indicator will still remain in the LAA and be a priority for the Partnership it was felt inappropriate to include the indicator in the final LAA appraisal given the extremely stretching national target Derby was to be measured against.

For more information contact:	Alison Eldam 01332 256297 e-mail alison.eldam@derby.gov.uk
Background papers:	None
List of appendices:	Appendix 1 – Implications Appendix 2 - LAA areas of underperformance Appendix 3 – Derby City Partnership Agreement 2008-2011 (LAA) Appendix 4 – Timetable for 2010 LAA Refresh

IMPLICATIONS

Financial

- 1.1 A performance reward grant of approximately £1.6 million is available if all final year - 2010-2011 - LAA performance targets are achieved in full. However our current forecast is that we will receive reward funding of between £640k and £800k.

Legal

- 2.1 None directly arising from this report.

Personnel

- 3.1 None directly arising from this report.

Equalities Impact

- 4.1 None directly arising from this report.







Corporate objectives and priorities for change









- 5.1 The Council's corporate priorities and related actions support the Local Area Agreement priorities.

LAA areas of underperformance – action plans required






Forecasts for all 50 LAA indicators are shown below and are grouped by the 'RAG' rating. The rows shaded in the table indicate measures which form part of the set of 35 priority LAA indicators. Italics indicates measures whose targets are to be considered during the up coming LAA refresh.

Red indicators, forecasting to miss the target by more than 5% - 32% (16)

Ref	Description	2010/11 LAA Forecast
NI 001	Percentage of people who believe people from different backgrounds get on well together in their local area	 77.1% against target of 81.2%
NI 004	Percentage of people who feel they can influence decisions in their locality	 29.20% against a target of 32.60%
NI 017	Perceptions of anti-social behaviour	 20.70% against a target of 18.80%
NI 018	Adult re-offending rates for those under probation supervision	 7.91% above the predicted rate of 7.57%
NI 035	Building resilience to violent extremism	 3.5 against a target of 4.6
NI 039	Rate of hospital admissions for alcohol related harm	 Target of 2,299 will not be achieved exact figure difficult to predict at this time.

Ref	Description	2010/11 LAA Forecast
NI 112	Under 18 conception rate	 -21.2% against a target of -55%
NI 152	<i>Working age people on out of work benefits</i>	 15.54% (23,000) against a target of 12.65% (18,560) - Able to re-negotiate targets during 2010 Refresh
NI 154	<i>Net additional homes provided</i>	 1053 against a target of 2921 - Able to re-negotiate targets during 2010 Refresh
NI 072	Achievement of at least 78 points across the Early years Foundation Stage with at least 6 in each of the scales in Personal Social and Emotional Development and Communication, Language and Literacy (MANDATORY)	 43.00% against a target of 56.00%
NI 092	Narrowing the gap between the lowest achieving 20% in the Early years Foundation Stage Profile and the rest (MANDATORY)	 33.40% against a target of 26.88%
NI 093	Progression by 2 levels in English between Key Stage 1 and Key Stage 2 (MANDATORY)	 78.00% against a target of 87.00%
NI 094	Progression by 2 levels in Maths between Key Stage 1 and Key Stage 2 (MANDATORY)	 74.50% against a target of 84.00%
NI 101	Children in care achieving 5 A*-C GCSEs or equivalent at Key Stage 4 (including English and Maths) (MANDATORY)	 8.00% against a target of 14.80%

Amber Indicators: will miss target by 5% or less – 10% (5)

Ref	Description	2010/11 LAA Forecast
NI 002	Percentage of people who feel that they belong to their neighbourhood	 55.00% against target of 57.70%
NI 049a	Total number of primary fires per 100,000 population	 404.4 against a target of 398.4 across 3 years (191.7 2010/11 target)
NI 111	First time entrants into the youth Justice System aged 10-17	 526.00 against a target of 525.00
NI 073	Achievement at level 4 or above in both English and Maths at Key Stage 2 (MANDATORY)	 74.00% against a target of 77.00%
NI 075	Achievement of 5 or more A*-C grades at GCSE or equivalent including English and Maths (MANDATORY)	 54.00% against a target of 54.50%

Derby's City Partnership Agreement: 2008 - 2011

Priority	Indicator(s), including those from national indicator set (shown with a *)	Baseline	LAA Improvement Target, including those to be designated (shown with a *), and including education and early years targets			Lead partners
			08/09	09/10	10/11	
Theme 1 - Raising aspiration						
Achieving independence and increasing confidence	* NI 65 - Children becoming the subject of a Child Protection Plan for a second or subsequent time	16.40%	15.00%	14.00%	11.50%	Derby City Council, Derbyshire Probation Service, Derby Hospitals NHS Foundation Trust, Derbyshire Mental Health Trust, Derby Homes, Derbyshire Building Society, University of Derby, Community and Voluntary Sector Organisations
	* NI 125 - Achieving independence for older people through rehabilitation / intermediate care	60.00%	75.00%	79.00%	80.00%	Derby City Council, Derby Hospitals NHS Foundation Trust, Derby Primary Care Trust, Community and Voluntary Sector Organisations
	* NI 135 - Carers receiving needs assessment or review and a specific service or advice and information	7.79%	10.0%	16.0%	25.0%	Derby City Council, Derby Primary Care Trust, Derby Hospitals NHS Foundation Trust, Community and Voluntary Sector Organisations
	* NI 141 - Number of vulnerable people who have achieved independent living	60.00%	62.00%	64.00%	66.00%	Derby City Council, Derby Community Safety Partnership, Derbyshire Probation Service, Derbyshire Fire and Rescue Service, Derbyshire Prison Service, Derby College, Community and Voluntary Sector Organisations, YMCA Derbyshire, Derbyshire Housing Aid, Highways Agency, Derby Homes, St James Centre,
	<i>Local (NI 54) - Services for disabled children</i>	63.00%	N/A	N/A		Derby City Council, Derby Homes
	Local (NI 62) - Stability of placements of looked after children (number of moves)	10.70%	9.00%	9.00%	9.00%	Derby City Council

Priority	Indicator(s), including those from national indicator set (shown with a *)	Baseline	LAA Improvement Target, including those to be designated (shown with a *), and including education and early years targets			Lead partners
			08/09	09/10	10/11	
Increasing skills and levels of achievement	* NI 117 - 16 – 18 yr olds who are not in education, training or employment - NEET	7.8%	7.10%	7.00%	6.90%	Connexions Derbyshire, Derby City Council, Derby City Schools, Derbyshire Fire and Rescue Service, Derby Community Safety Partnership, Derby Homes, Learning and Skills Council, University of Derby, Derby College, Jobcentre Plus, Community and Voluntary Sector Organisations, Rolls-Royce Ltd, YMCA Derbyshire
	* NI 164 - Working age population qualified to at least Level 3 or higher	3.7% of the East Midlands average (42.70%)	3% of the East Midlands average	2.4% of the East Midlands average	1.8% of the East Midlands average	Learning and Skills Council, Derby City Council, East Midlands Business Limited, Heath and Safety Executive, University of Derby, Smiths of Derby Ltd, Derby College, Derby Schools, Rolls-Royce Ltd.

Priority	Indicator(s), including those from national indicator set (shown with a *)	Baseline	LAA Improvement Target, including those to be designated (shown with a *), and including education and early years targets			Lead partners
			08/09	09/10	10/11	
Participating in cultural activity	* NI 8 - Adult participation in sport	21.0%	22.33%	23.66%	25.00%	Derby City Council, Derby College, University of Derby, Community and Voluntary Sector Organisations, Derbyshire Building Society, Derbyshire Sports Network, Highways Agency, YMCA Derbyshire, Sport England
	* NI 9 - Use of public libraries <i>No change to targets</i>	47.7%	48.7%	49.7%	50.7%	Derby City Council, Derby Community Safety Partnership, Derby Homes, East Midlands Business Ltd, Homestart, Community and Voluntary Sector Organisations, Learning and Skills Council, Connexions Derbyshire, Jobcentre Plus, Museum, Libraries and Archive Council, Highways Agency
	* NI 57 - Children and young people's participation in high-quality PE and sport	81.00%	83.00%	85.00%	88.00%	Derby City Council, Derby Dance Centre, Family Welfare Association, Derbyshire Sports Network, Community and Voluntary Organisations, Sport England, Youth Sport Trust
	* NI 110 - Young people's participation in positive activities	68.6%	N/A	73.00%	77.10%	Derby City Council, Arts Council, Connexions Derbyshire, Derby Homes, Derbyshire Wildlife Trust, Derbyshire Building Society, Natural England, Derby Dance Centre, Family Welfare Association, Smiths of Derby Ltd, Derbyshire Fire and Rescue Service, Derby Community Safety Partnership, Sport England, YMCA Derbyshire, Derby Racial Equalities Council, Voluntary and Community Organisations

Priority	Indicator(s), including those from national indicator set (shown with a *)	Baseline	LAA Improvement Target, including those to be designated (shown with a *), and including education and early years targets			Lead partners
			08/09	09/10	10/11	
Creating a sustainable and enjoyable environment	* NI 178 - Buses running on time	85.50%	86%	87%	88%	Derby City Council, Derbyshire Constabulary and Police Authority, Highways Agency, Local bus companies inc Arriva Ltd, Trent Barton
	* NI 186 - Per capita CO2 emissions in local authority area	6.5 tonnes per capita	A 2.8% reduction in 2008 on baseline (to 6.31 tonnes)	An additional 3.3% reduction in 2009 on baseline (to 6.10 tonnes)	An additional 3.3% reduction in 2010 on baseline giving a total 9.4% reduction against baseline (to 5.89 tonnes)	Derby City Council, Environment Agency, Derbyshire Constabulary and Police Authority, Derbyshire Fire and Rescue Service, Derby Homes, Derbyshire Probation Service, Derby Primary Care Trust, Derbyshire Building Society, Highways Agency, Natural England, emda, Learning and Skills Council, Derby Hospitals NHS Foundation Trust, Derby College, University of Derby, Bombardier Ltd, Derbyshire Building Society, Rolls-Royce Ltd, Egg Plc.
	* NI 189 – Flood risk management	0%	85%	77%	82%	Derby City Council, Derby Homes, Environment Agency, Highways Agency, Derbyshire Fire and Rescue Service, Natural England, Severn Trent Water, emda
	* NI 193 - Municipal waste land filled	66.00%	58.00%	55.00%	52.00%	Derby City Council, Derby Homes, Environment Agency, Derbyshire Wildlife Trust
	* NI 195 - Improved street and environmental cleanliness (levels of litter, detritus, fly posting and graffiti – target set only against detritus)	24	N/A	21	19	Derby City Council, Derby Homes, Environment Agency, Derbyshire Probation Service, Derby Community Safety Partnership, Derbyshire Constabulary and Police Authority, Derbyshire Building Society

Priority	Indicator(s), including those from national indicator set (shown with a *)	Baseline	LAA Improvement Target, including those to be designated (shown with a *), and including education and early years targets			Lead partners
			08/09	09/10	10/11	
Theme 2 - Improving and strengthening Derby's communities						
Increasing cohesion and community engagement	* NI 1 - Percentage of people who believe people from different backgrounds get on well together in their local area	77.4%	N/A	N/A	81.2%	Derby Community Safety Partnership, Derby City Council, Derby Homes, University of Derby, Derby College, Community and Voluntary Sector Organisations, Derbyshire Constabulary and Police Authority, Learning and Skills Council, Derbyshire Fire and Rescue Service, Derbyshire Probation Service, Derby Schools, Derby CVS, Derby Racial Equalities Council
	* NI 2 - Percentage of people who feel that they belong to their neighbourhood	53.9%	N/A	N/A	57.7%	Derby Community Safety Partnership, Derby City Council, Derby Homes, Derby Racial Equalities Council, Derby Council for the Voluntary Sector, Derbyshire Building Society, University of Derby, Derby College, Community and Voluntary Sector Organisations, Derbyshire Constabulary and Police Authority, Learning and Skills Council, Derbyshire Fire and Rescue Service, Derbyshire Probation Service, Derby Schools, Health and Safety Executive, Natural England

Priority	Indicator(s), including those from national indicator set (shown with a *)	Baseline	LAA Improvement Target, including those to be designated (shown with a *), and including education and early years targets			Lead partners
			08/09	09/10	10/11	
	* NI 4 - Percentage of people who feel they can influence decisions in their locality	28.9%	N/A	N/A	32.6%	Derby Community Safety Partnership, Derby City Council, Derby Homes, Derby Racial Equalities Council, Derby Council for the Voluntary Service, University of Derby, Derby College, Community and Voluntary Sector Organisations, Derbyshire Constabulary and Police Authority, Learning and Skills Council, Derbyshire Fire and Rescue Service, Derbyshire Probation Service, Derby Schools
	* NI 35 - Building resilience to violent extremism	2.4	3.25	3.75	4.6	Derby Community Safety Partnership, Derby City Council, Derbyshire Constabulary and Police Authority, Derbyshire Fire and Rescue Service, Derby College, Derbyshire Building Society, Community and Voluntary Sector Organisations, Derby Council for the Voluntary Service, Derby Racial Equalities Council
	Local (NI 6) - Participation in regular volunteering	22.2%	N/A	N/A	25.5%	Derby Community Safety Partnership, Derby City Council, Derby Homes, Jobcentre Plus, Connexions Derbyshire, Derbyshire Building Society, Community and Voluntary Sector Organisations, Rolls-Royce Plc, Derby Council for the Voluntary Service, English Heritage, Natural England, Sport England

Priority	Indicator(s), including those from national indicator set (shown with a *)	Baseline	LAA Improvement Target, including those to be designated (shown with a *), and including education and early years targets			Lead partners
			08/09	09/10	10/11	
Reducing crime and perceptions of crime	* NI 17 - Perceptions of anti-social behaviour	21.9%	N/A	N/A	18.8% (3.1% reduction over three years)	Derby Community Safety Partnership, Derby City Council, Derby Homes, Derbyshire Constabulary and Police Authority, Derbyshire Probation Service, Derbyshire Fire and Rescue Service, Arts Council, Derbyshire Building Society, Community and Voluntary Sector Organisations, Derby Racial Equalities Council, Health and Safety Executive
	* NI 18 - Adult re-offending rates for those under probation supervision	0% (7.57% predicted rate)	N/A	5.53% reduction on baseline	11.06% reduction on baseline	Derby Community Safety Partnership, Derby City Council, Derbyshire Constabulary and Police Authority, Derbyshire Probation Service, Derbyshire Fire and Rescue Service, Derby College, Community and Voluntary Sector Organisations
	* NI 20 – Assault with injury crime rate	A reduction in recorded assault with less serious injury from a rate of 11.3 crimes per 1,000 of the population (baseline) to a rate of 10.8 crimes per 1,000 of the population in 2010/11 based on the mid-year 2008 population estimates (Equates to 2584 actual offences)				Derby Community Safety Partnership, Derbyshire Constabulary and Police Authority, Derby City Council, Derbyshire Probation Service, Health and Safety Executive, Derby Racial Equalities Council
	* NI 32 - Repeat incidents of domestic violence	31%	N/A	29.00%	27.00% reduction on baseline	Derby Community Safety Partnership, Derby City Council, Derby Homes, Derbyshire Constabulary and Police Authority, Derbyshire Probation Service, University of Derby, Community and Voluntary Sector Organisations

Priority	Indicator(s), including those from national indicator set (shown with a *)	Baseline	LAA Improvement Target, including those to be designated (shown with a *), and including education and early years targets			Lead partners
			08/09	09/10	10/11	
	* NI 49 - Number of primary fires	248.0	224.6	206.7	191.7	Derbyshire Fire and Rescue Services, Derby City Council, Derby Homes, Health and Safety Executive, Derbyshire Primary Care Trust, Derby Foundation NHS Hospitals Trust, Derby Community Safety Partnership
	* NI 111 - First time entrants into the Youth Justice System aged 10-17	559	N/A	542	525	Derby Community Safety Partnership, Derby City Council, Derbyshire Constabulary and Police Authority, Connexions Derbyshire, Community and Voluntary Sector Organisations
Improving health	* NI 39 - Alcohol-harm related hospital admission rates	1877.00	2140.00	2226.00	2299.00	Derby Primary Care Trust, Derby City Council, Derby Hospitals NHS Foundation Trust, Derbyshire Constabulary and Police Authority, Derby Community Safety Partnership, Derbyshire Fire and Rescue Service, Community and Voluntary Sector Organisations
	* NI 47 - People killed or seriously injured in road traffic accidents	110	106	100	93	Derby City Council, Derby Hospitals NHS Foundation Trust, Derby Primary Care Trust, Derbyshire Constabulary and Police Authority, Derbyshire Fire and Rescue Services, Community and Voluntary Sector Organisations, Health and Safety Executive, Highways Agency
	* NI 51 - Effectiveness of child and adolescent mental health (CAMHs) services	14	14	15	16	Derby City Council, Derbyshire Mental Health Trust, Connexions Derbyshire, Derby Primary Care Trust, Community and Voluntary Sector Organisations

Priority	Indicator(s), including those from national indicator set (shown with a *)	Baseline	LAA Improvement Target, including those to be designated (shown with a *), and including education and early years targets			Lead partners
			08/09	09/10	10/11	
	* NI 112 - Under 18 conception rate	63.8 (1998)	37.4 -41.4%	33 -48%	28.7 -55%	Derby City Council, Derby Foundations NHS Hospitals Trust, Derby Primary care Trust, Derby Community Safety Partnership, Derby Schools, Derby College, Derbyshire Building Society, Community and Voluntary Sector Organisations , Derbyshire Constabulary and Police Authority, Connexions Derbyshire
	* NI 121 - Mortality rate from all circulatory diseases at ages under 75	90.00 97.00 per 100,000	86.00	81.00	77.00	Derby Primary Care Trust, Derby City Council, Derby foundations NHS Hospitals Trust, Derby Community Safety Partnership, Community and Voluntary Sector Organisations , Derbyshire Constabulary and Police Authority, Connexions Derbyshire, Health and Safety Executive
	* NI 123 – 16+ smoking prevalence rate	971.5 per 100,000	1,151 per 100,000	1,197 per 100,000	1,242 per 100,000	Derby Primary Care Trust, Derby City Council, Community Safety Partnership, Derby Homes, Derbyshire Probation Service, Derbyshire Constabulary, Connexions Derbyshire, Derby College, Derby Foundation NHS Hospital Trust, Derbyshire Building Society, Community and Voluntary Sector Organisations, Health and Safety Executive

Priority	Indicator(s), including those from national indicator set (shown with a *)	Baseline	LAA Improvement Target, including those to be designated (shown with a *), and including education and early years targets			Lead partners
			08/09	09/10	10/11	
Theme 3 - Creating wealth for all						
Creating wealth	* NI 152 - Working age people on out of work benefits	13.4% 19590.00	13.09% 19200.00	12.87% 18880.00	12.65% 18560.00	Jobcentre Plus, Derby City Council, Learning and Skills Council, Health and Safety Executive, Community and Voluntary Sector Organisations, Derbyshire Probation Service, Community Safety partnership, emda, Highways Agency, Primary Care Trust
	* NI 172 - VAT registered businesses in the area showing growth <i>No change to targets</i>	A 0.2% difference between Derby and the regional performance	A -0.2% difference between Derby and the region	A -0.2% difference between Derby and the region	A 0% difference between Derby and the region	Derby City Council, East Midlands Business Ltd, University of Derby, emda, Cityscape, Derbyshire Building Society, Highways Agency
	Local - New business starts	84	89	70	80	Derby City Council, East Midlands Business Ltd, University of Derby, emda, Derby Cityscape, Marketing Derby, Creative Industries Network, Derbyshire Building Society, Citi Bank, Health and Safety Executive
	Local - Public and private infrastructure investment levered	£13.97m	£8.683m	£15.29m	£25.76m	Derby City Council, Derby Cityscape, emda, Health and Safety Executive, Marketing Derby

Priority	Indicator(s), including those from national indicator set (shown with a *)	Baseline	LAA Improvement Target, including those to be designated (shown with a *), and including education and early years targets			Lead partners
			08/09	09/10	10/11	
Retaining and sharing wealth	* NI 116 - Proportion of children in poverty	22.0%	19.4%	18.1%	16.8%	Derby City Council, Derby Homes, Jobcentre Plus, Community Safety Partnership, Learning and Skills Council, Derby College, University of Derby, Derby Primary Care Trust, Community and Voluntary Sector Organisations, Health and Safety Executive
	* NI 154 - Net additional homes provided	2,715 Over 3 (2004/05 – 2006/07) years giving an average of 905 per annum	725	1,075	1,121	Derby City Council, Derby Cityscape, Derby Homes, emda, Environment Agency, Housing Associations; inc Derwent Living, Walbrook Housing Association, Highways Agency, Marketing Derby

Priority	Indicator(s), including those from national indicator set (shown with a *)	Baseline	LAA Improvement Target, including those to be designated (shown with a *), and including education and early years targets			Lead partners
			2008	2009	2010	
Mandatory						
NI 92	Early Year (EYFSP) - to narrow the achievement gap at age 5	35.00%	31.40%	28.60%	26.88%	Derby City Council
NI 72	Early Year (EYFSP) - to increase achievement for all children at age 5	45.90%	51.60%	55.20%	56.00%	Derby City Council
NI 73	Key Stage 2 - to increase proportion achieving Level 4+ in both English and Maths	65.00%	Not required	77.00%	77.00%	Derby City Council
NI 93	Key Stage 1-2 - to improve proportion progressing 2 national curriculum levels in English	76.50%	Not required	86.00%	87.00%	Derby City Council
NI 94	Key Stage 1-2 - to improve proportion progressing 2 national curriculum levels in Maths	70.50%	Not required	84.00%	84.00%	Derby City Council
NI 75	Key Stage 4 - to increase proportion achieving 5 A*-C grades at GCSE and equivalent including GCSE English and Maths	40.0%	Not required	48.50%	54.50%	Derby City Council
NI 87	Attendance - to reduce persistent absentee pupils in secondary schools	7.8%	Not required	6.50%	6.00%	Derby City Council, Derbyshire Building Society
NI 99	Children in care - to increase proportion achieving Level 4+ in English at Key Stage 2	72.2%	Not required	45.00%	52.00%	Derby City Council
NI 100	Children in care - to increase proportion achieving Level 4+ in Maths at Key Stage 2	61.1%	Not required	45.00%	52.00%	Derby City Council
NI 101	Children in care - to increase proportion achieving 5 A*-C grades at GCSE and equiv including English and Maths	3.6%	Not required	14.00%	14.80%	Derby City Council

Timetable for 2010 LAA Refresh

Date	Action
2 February 2010	Scrutiny Management Commission – report outlining target changes from LAA Refresh process.
16 February 2010	Council Cabinet meeting Update on the LAA Annual Review and Refresh. Notification of LAA Refresh sign off process - delegate sign off to Chief Executive.
25 February 2010	<i>DCP Management Group</i> To sign off by the Partnership of the LAA review and refresh.
1 March 2010	<i>Full Council meeting</i> Report outlining the LAA Annual Review and Refresh process and progress made. Notification of LAA Refresh sign off process - delegate sign off to Chief Executive.
12 March 2010	<i>LAA sign off by Chief Executive.</i>
15 March 2010	Final submission on refreshed LAA to CLG.
15 March 2010	DCP Board meeting Review and refresh to Board for information (already signed off).
By 31 March 2010	Ministerial approval.