






















ITEM 12



Scrutiny Management Commission – February 2009.

Period: Default Series: Default series

Element ↕	07/08 Actual ↕	Q3 Actual ↕	Q3 Target ↕	↕	↕	Year End Forecast ↕	Year End Target ↕	Actions
 NI 197 Improved local Biodiversity	50.00 %	55.60 %	53.00 %	G		55.60 %	53.00 %	 Q3 2008/09 NI 197 Commentary No new wildlife sites were brought into management during this quarter, however the target for the year of two additional sites has already been surpassed.
 CP1.4ai (CP1.4bi) Workstation - Number of people assisted into employment	635.00	66.00	85.00	G		180.00	130.00	 CP1.4ai Q3 Commentary During a recent monitoring visit by EMDA it was confirmed by Rachel Jones (EMDA) that all clients that have been counted for KPI3 (No. of clients given assistance over 45 years of age) can also be included in T2 (No. of clients given assistance) output. Previously T2 had excluded KPI3. Output figures have been adjusted and are reflected in this quarter's total. Despite being in its final phase, the project is still attracting new referrals. Work is being done to ensure a smooth handover from workstation to Working Links Flexible Routeways programme.
 CP1.4aii (CP1.4bii) Workstation - Number of people completing training	198.00	10.00	15.00	G		20.00	20.00	 CP1.4aii Q3 Commentary The workstation project expects to achieve its target of 20 people completing training. The project has been more successful referring people onto ESOL or more job specific training such as Fork Lift Truck Licence than Basic Skills training.
 CP6.1ki Number of self assessments complete for new national indicators		35.00	35.00	G		51.00	51.00	 Q3 2008/09 Work continues on gathering self assessment forms for the Local Area Agreement Indicators. It is anticipated that the annual target of 51 will be met.
 NI 019 Rate of proven re-offending by young offenders			64.35 %				85.80 %	 NI 019 Q3 2008/09 Q3 data applies to January to March 2009. Available early April  NI 019 Definition Form

 NI 033a Arson Incidents - primary fires	10.50	1.95	6.00	G		7.70	8.00	<p>Q3 2008/09 Commentary</p> <p>South Area have identified that deliberate vehicle fires are a factor for an increase in the number of deliberate primary fires. Only Kingsway station area not seeing a significant increase. The figures arent as large as pre mid to late 90's, which resulted in a number of joint initiatives with City and South Derbyshire District Council and the Police coupled with the increase price of scrap metal leading to significant drops in vehicle fires 2002 – early 08. South Area would like to gather other geographic Areas / CSD thoughts as to whether the current increase may be linked to; (1) an increase in fuel prices, which has led to a sharp drop in the resale value of larger less economical cars. (2) The credit crunch that has led to people unable to afford 'Hire Purchase' repayments on cars. Insurance payouts</p> <p><input checked="" type="checkbox"/> for a fire writing off a car, covering the costs of both of the above. Or (3) A number of individuals have taken to deliberate fire setting of vehicles, as part of their criminality, or prolific offenders are now operating back in the Derby Area. South Area, have tasked the Vehicle Crime Tasking Group (CSP) to be re-established and for their statistician Dan Howitt to profile the vehicle arson stats against police data. South Area whilst looking to give further guidance and direction to Watch Officers who attend these incidents would welcome assistance from CSD regarding 'Tell-Tale' signs suggesting arson and for the Police to raise the profile of deliberate by own or others vehicle crime/ insurance fraud. South Area would welcome guidance from the centre on contacts with the British Motor Vehicles Insurance Association and any joint initiative that can be produced. Station Managers / Community Safety Assistants that sit on Neighbourhood Boards/Tasking meetings are to be directed to raise the issue as an agenda item at their next meeting.</p> <p><input checked="" type="checkbox"/> NI 033a Definition Form</p>
 NI 033b Arson Incidents - secondary fires	24.10	3.72	14.90	Y		18.49	19.70	<p><input checked="" type="checkbox"/> Q3 2008/09 Commentary</p> <p>Work continues with Waste Management Teams to reduce deliberate secondary rubbish fires.</p> <p><input checked="" type="checkbox"/> NI 033b Definition Form</p>
 NI 049i (LAA 24) Number of primary fires	220.00	50.78	171.80	G		210.75	224.60	<p>Q3 2008/09 Commentary</p> <p>Campaigns have been run in Area around the use of candles in the home in this last quarter that covers a number of different religious festivals. With no candle related fires being reported. Cooking related fires (including chip pans) are still a problem and the South seek advice and guidance from the centre on inovative campaigns that they may be aware of that are used by other Services or that they</p> <p><input checked="" type="checkbox"/> are developing to help tackle the problem. This does not mean that the South Area will not look to their own people for inovative ideas or campaigns. But we are aware that there could be duplication of work and inconsistency of message. We recognise the benefits of efficiency, economy and effectiveness of a campaign that is designed and developed to be used by all geographic areas. Any campaign will be taken to Neighbourhood Teams and the other appropriate partners; e.g. First Contact, Social Landlords, Disability Direct, Social Services, etc for their assistance to communicate the subject matter.</p>

								<input checked="" type="checkbox"/> NI 049 Definition form
 NI 049iii Number of non-fatal casualties due to primary fires	25.00	5.07	15.80	G			22.40	<input checked="" type="checkbox"/> Q3 2008/09 Commentary <input checked="" type="checkbox"/> Prevention teams in the South Area continue keep refreshing the fire safety message through press releases, CLG campaigns and fire hot strikes. Incidents where some injuries have occurred have had no smoke alarms fitted.
 NI 015 Serious violent crime rate		0.05				0.60		<input checked="" type="checkbox"/> NI 015 Definition Form <input checked="" type="checkbox"/> NI015 Q3 2008/09 This indicator was impacted upon by a change in recording practices in April 2008. October saw a notable decrease in recorded incidents as a result of data cleansing.
 NI 016 Serious acquisitive crime rate		5.27				19.28		<input checked="" type="checkbox"/> NI 016 Definition Form <input checked="" type="checkbox"/> NI016 Q3 2008/09 Serious acquisitive crimes have seen a 10.5% increase on last quarter. This indicator will be monitored for a 12 month period before a trend can be established.
 NI 018 (LAA 21, CP1.1av) Adult re-offending rates for those under probation supervision								<input checked="" type="checkbox"/> NI 018 Definition Form
 NI 020 (LAA 22, CP1.1ai) Assault with injury crime rate		2.95	11.65	G		12.23	14.05	<input checked="" type="checkbox"/> NI020 Q3 2008/09 Assault with injury has been falling since November 2007. Currently exceeding March 2011 target by 6.1% and current quarterly target by 13.7%. <input checked="" type="checkbox"/> NI 020 Definition Form

 NI 028 Serious knife crime rate		0.84						<div>  NI028 Q3 2008/09 No significant change this quarter </div> <div>  NI 028 Definition Form </div>
 NI 029 Gun crime rate		0.08				0.35		<div>  NI029 - Q3 2008/09 Data up until end of 2008. Slight increase on last quarter's rolling 12 month figure. </div> <div>  NI 029 Definition Form </div>
 NI 030 Re-offending rate of prolific and other priority offenders								<div>  NI 030 - Q3 2008/09 The PPO APACs cohort was revised in January 2009. Revised recidivism measure will be available 30 January. </div> <div>  NI 030 Definition Form </div>
 NI 040 Number of drug users recorded as being in effective treatment								<div>  NI 040 Number of drug users recorded as being in effective treatment </div> <div>  NI040 Q3 2008/09 This is a new target. We will not get quarterly information on this and there is no quarterly target. Data unavailable until March 2009 </div>
 NI 043 Young People within Youth Justice System receiving a conviction in court who are sentenced		8.80 %	29.90 %	G				<div>  NI 043 Definition form </div> <div>  NI043 - Q3 2008/09 This shows a 12% reduction on Q2 figures </div>
 NI 049ii Number of fatalities to primary fires	0.40	0.42	0.40	R		0.42	0.40	<div>  Q3 2008/09 Commentary There has been 1 fatality this year in the Derby City Area. This was an accidental fire death. </div>

 NI 182 Satisfaction of business with local authority regulation services			50.00 %				50.00 %	<input checked="" type="checkbox"/> Satisfaction of business with LA Regulatory Services This indicator measures the experience of businesses who have dealt with Environmental Health and Trading Standards. It reflects whether or not businesses consider they have been treated fairly and/or the contact is helpful. Improving the quality of regulation is important to enable businesses and individuals to respond to new opportunities and incentives. This is a new indicator with a complex calculation method and no pre-existing benchmark. Therefore improved satisfaction with services will be demonstrated by an increase in the percentage score over time
 NI 183 Impact of local authority trading standards services on the fair trading environment								<input checked="" type="checkbox"/> Impact of LA Trading Standards on the Fair Trading Environment Awaiting data from Consumer Direct before Q1, Q2 and Q3 performance can be calculated. Annual target cannot be set until performance for these quarters is known. (NB Lack of data from Consumer Direct is currently preventing all LAs in the East Midlands region from reporting on this indicator and setting appropriate targets).
 NI 184 Food establishments in the area which are broadly compliant with food hygiene law	89.00 %	91.70 %	93.50 %	Y			95.00 %	<input checked="" type="checkbox"/> Food establishments in the area which are broadly compliant with food hygiene law Improved compliance with food legislation protects public health by ensuring food is safe and fit to eat. Food hygiene in food establishments has been recognised by government as a national priority for LA regulatory services. Improved inspection procedures coupled with the impact of the 'Scores on the Doors' scheme in Derby have brought about a general improvement in standards of food safety in the city

Results: 1 - 22 of 22