
































Scrutiny Management Commission Q2 Quarterly data – January 2009



Period: Default Series: Default series

Element ↕	07/08 Actual ↕	Q2 Actual ↕	Q2 Target ↕	↕	↕	Year End Forecast ↕	Year End Target ↕	Actions
 CP1.4ai (CP1.4bi) Workstation - Number of people assisted into employment	635.00	37.00	85.00	G		130.00	130.00	<p>CP1.4ai Q2 Commentary</p> <p>Workstation approached the funding body to re-negotiate the current target allocation. DDEP agreed with the proposal and the workstation board approved the decision. This has resulted in the targets for the current operational year being amended. The revised end of year target is 130 as opposed to 40.</p> <p><input checked="" type="checkbox"/> The target definition on the corporate plan states people assisted into employment. The definition from DDEP is number of people assisted to get a job, so the figures supplied are for assistance given as the project does not have to evidence job starts. The project is progressing well towards its year end target and should comfortably exceed the target allocation. This is due to delivering the service from the neighbourhoods of Derby and through effective networking with partners across the city. New initiatives are being tried to improve engagement, one of which is a Job Club in the Mackworth area of Derby.</p>
 CP1.4aii (CP1.4bii) Workstation - Number of people completing training	198.00		5.00				20.00	<p>CP1.4aii Q2 Commentary</p> <p>Twenty four clients have been referred to training provision during quarter 2. Unfortunately, the project has been unable to obtain data back from the organisations that proves these people have completed the provision. The performance is currently being tracked and the results will be available for quarter 3. DDEP the current funding body have been approached to change the target allocation for workstation for the current operational year. This they agreed to and the board approved the decision. Therefore the end of year target will be adjusted from 100 to 25.</p> <p><input checked="" type="checkbox"/></p>
 CP6.1ki Number of self assessments complete for new national indicators		15.00	0.00	G		51.00	51.00	<p>CP6.1ki Data quality self assessments Q2 update</p> <p><input checked="" type="checkbox"/> DQ self assessments have been requested from all accountable officers for LAA indicators. As of 24 October, we have received 15 out of 51 assessment forms, which is ahead of our quarter two target. We are confident of achieving all 51 by March 2009.</p>
 NI 019 Rate of proven re- offending by young		12.90 %	12.90 %	G				<p><input checked="" type="checkbox"/> NI019 Q2 2008/09</p> <p>This is the first return this year and not comparable to any other figures. This indicator will be monitored for a 12 month period before a trend can be established.</p>

offenders								<input checked="" type="checkbox"/> NI019 Q2 2008/09 Data available 31/10/2008
 NI 033a Arson Incidents - primary fires	10.50	2.07	4.00	G		7.92	8.00	NI 33a Q2 Commentary Deliberate vehicle fires continue to impact on this area. Working with police to identify suspects. Neighbourhood teams are embedded in Derby City Partnership and work with FRS to reduce deliberate incidents. Neighbourhood tasking teams continue to support station personnel in delivering effective Risk Reduction Strategies. Supervisory managers have now completed Level 1 Fire Investigation Training in order to support Arson Reduction Strategy. Two incidents in Spondon area crime related one revenge attack and the other believed to be cover up of theft. <input checked="" type="checkbox"/>
 NI 033b Arson Incidents - secondary fires	24.10	5.08	10.10	R		19.74	19.70	<input checked="" type="checkbox"/> NI33b Q2 Commentary Well within target number of City Wide and local initiatives including YES project and work with neighbourhood teams are having a positive impact on this indicator now being on target.
 NI 049i (LAA 24) Number of primary fires	220.00	50.36	116.20	G		224.48	224.60	NI 49a Q2 Commentary Using intelligence and our new mosaic software we will use social marketing to target 'at risk' homes in both areas of deprivation and affluent areas. This targeting of home fire safety checks will ensure we meet the needs of the most vulnerable. This is a change from our previous 'blanket' approach to home fire safety checks. In order to reach more members of the community with our Fire Safety Check service, we have taken a partnership approach within the city with the Royal British Legion, who will now deliver the check as part of their service to vulnerable elders. The Derby Homes partnership has been extended to include a secondment post from Derby Homes to DFRS, conducting Safety Checks within Derby Homes properties, in addition to those already conducted by DFRS. We are currently exploring an opportunity to run a Handy Van scheme within the Rosehill Area as part of the Rosehill Renewal Scheme, to build on the good work of the Phoenix Project. This scheme seeks to expand out Home Fire Safety Check service whilst providing additional security checks and completing minor repairs. We continue to work with the Police and the Crime Prevention Team to provide additional fire safety equipment such as fire proof mail guards, to identified at risk individuals, especially those at risk of arson. <input checked="" type="checkbox"/>
 NI 049iii Number of non- fatal casualties due to primary fires	25.00	2.96	9.90	G			22.40	NI 49bc Q2 Commentary Using intelligence and our new mosaic software we will use social marketing to target 'at risk' homes in both areas of deprivation and affluent areas. This targeting of home fire safety checks will ensure we meet the needs of the most vulnerable. This is a change from our previous 'blanket' approach to home fire safety checks. In order to reach more members of the community with our Fire Safety Check service, we have taken a partnership approach within the city with the Royal British Legion, who will now deliver the check as part of their service to vulnerable elders. The Derby Homes partnership has been extended to include a secondment post from Derby Homes to DFRS, conducting Safety Checks within Derby Homes properties, in addition to those already conducted by DFRS. We are currently exploring an opportunity to run a Handy Van scheme within the Rosehill Area as part of the Rosehill <input checked="" type="checkbox"/>

								Renewal Scheme, to build on the good work of the Phoenix Project. This scheme seeks to expand out Home Fire Safety Check service whilst providing additional security checks and completing minor repairs. We continue to work with the Police and the Crime Prevention Team to provide additional fire safety equipment such as fire proof mail guards, to identified at risk individuals, especially those at risk of arson.
 NI 015 Serious violent crime rate		0.17				1.04		<input checked="" type="checkbox"/> NI015 Q2 2008/09 Serious violent crime rate has more than halved this quarter. This indicator will be monitored for a 12 month period before a trend can be established.
 NI 016 Serious acquisitive crime rate		4.77				18.40		<input checked="" type="checkbox"/> NI016 Q2 2008/09 Serious acquisitive crimes have seen a 7.7% increase on last quarter. This indicator will be monitored for a 12 month period before a trend can be established.
 NI 018 (LAA 21, CP1.1av) Adult re-offending rates for those under probation supervision								
 NI 020 (LAA 22, CP1.1ai) Assault with injury crime rate		2.98	11.58	G				<input checked="" type="checkbox"/> NI020 Q2 2008/09 Assault with injury has seen a 6.0% increase on the previous quarter. This indicator will be monitored for a 12 month period before a trend can be established.
 NI 028 Serious knife crime rate								
 NI 029 Gun crime rate								
 NI 030 Re-offending rate of prolific and other priority offenders								<input checked="" type="checkbox"/> NI030 Q2 2008/09 This indicator is currently under development. Data to be available January 2009

 NI 040 Number of drug users recorded as being in effective treatment							<input checked="" type="checkbox"/> NI040 Q2 2008/09 Data available January 2009
 NI 043 Young People within Youth Justice System receiving a conviction in court who are sentenced		10.00 %	10.00 %	G			<input checked="" type="checkbox"/> NI043 - Q2 2008/09 This shows an almost 10% reduction on Q1 figures <input checked="" type="checkbox"/> NI043 Q2 2008/09 Data available 31/10/2008
 NI 049ii Number of fatalities to primary fires	0.40	0.00	0.40	G		0.40	<p>NI 49b Q2 Commentary Using intelligence and our new mosaic software we will use social marketing to target 'at risk' homes in both areas of deprivation and affluent areas. This targeting of home fire safety checks will ensure we meet the needs of the most vulnerable. This is a change from our previous 'blanket' approach to home fire safety checks. In order to reach more members of the community with our Fire Safety Check service, we have taken a partnership approach within the city with the Royal British Legion, who will now deliver the check as part of their service to vulnerable elders. The Derby Homes partnership has been extended to include a secondment post from Derby Homes to DFRS, conducting Safety Checks within Derby Homes properties, in addition to those already conducted by DFRS. We are currently exploring an opportunity to run a Handy Van scheme within the Rosehill Area as part of the Rosehill Renewal Scheme, to build on the good work of the Phoenix Project. This scheme seeks to expand out Home Fire Safety Check service whilst providing additional security checks and completing minor repairs. We continue to work with the Police and the Crime Prevention Team to provide additional fire safety equipment such as fire proof mail guards, to identified at risk individuals, especially those at risk of arson.</p> <input checked="" type="checkbox"/>
 NI 182 Satisfaction of business with local authority regulation services			50.00 %			50.00 %	<p>Satisfaction of business with LA regulatory services This indicator measures the experience of businesses who have dealt with Environmental Health and Trading Standards. It reflects whether or not businesses consider they have been treated fairly and/or the contact is helpful. Improving the quality of regulation is important to enable businesses and individuals to respond to new opportunities and incentives. This is a new indicator with a complex calculation method and no pre-existing benchmark. Therefore improved satisfaction with services will be demonstrated by an increase in the percentage score over time</p> <input checked="" type="checkbox"/>
 NI 183 Impact of local							<input checked="" type="checkbox"/> Impact of LA Trading Standards Services on the Fair Trading Environment Awaiting data from Consumer Direct before Q1 and Q2 performance can be calculated. Annual target

authority trading standards services on the fair trading environment								cannot be set until performance for these quarters is known. (NB Lack of data from Consumer Direct is currently preventing all LAs in the East Midlands region from reporting on this indicator and setting appropriate targets).
 NI 184 Food establishments in the area which are broadly compliant with food hygiene law	89.00 %	90.70 %	92.00 %	Y	↓	95.00 %	95.00 %	<p>Food establishments in the area which are broadly compliant with food hygiene law Improved compliance with food legislation protects public health by ensuring food is safe and fit to eat.</p> <p><input checked="" type="checkbox"/> Food hygiene in food establishments has been recognised by government as a national priority for LA regulatory services. Improved inspection procedures coupled with the impact of the 'Scores on the Doors' scheme in Derby have brought about a general improvement in standards of food safety in the city.</p>
 NI 197 Improved local Biodiversity	50.00 %	55.60 %	53.00 %	G	→	55.60 %	53.00 %	<p><input checked="" type="checkbox"/> Q3 2008/09 NI 197 Commentary No new wildlife sites were brought into management during this quarter, however the target for the year of two additional sites has already been surpassed.</p> <p>Q2 Commentary</p> <p><input checked="" type="checkbox"/> In the first quarter, (with the designation of Sinfin Moor as an LNR and the bringing into management of Elm Wood), four wildlife areas were additionally brought into active management. In this quarter there were no areas brought into management so the figure remains the same.</p>