














## Children and Young People – August 2009.

Period: Default Series: Default series





Hierarchy				Action headers	Add action
Children and Young People	FY 08/09				[ Add ]
Learning (Learning)	Q2 09/10 Good	G			[ Add ]
Locality Services (Locality Services)	Q2 09/10 Good	G			[ Add ]
Performance and Commissioning (Performance and Commissioning)	Q1 09/10 Poor	<b>R</b>			[ Add ]
Specialist Services (Specialist Services)	Q1 09/10 Fair	<b>O</b>			[ Add ]
Strategic Support (Strategic Support)	Q1 09/10				[ Add ]














## Performance and Commissioning

Type	Name	Value	Color	Trend
	BV197 (CYP 3.1, CYPP1.6i, CP5.2fii) Change in number of conceptions to females aged under 18 (BVPI Set 04/05)	(Q1 09/10)		
	BV43a - Statement of special educational needs prepared within 18 weeks excl 'exceptions' (BVPI Set 04/05)	79.20 % (Q1 09/10)	<b>R</b>	
	BV43b - Statements of special educational needs prepared within 18 weeks incl 'exceptions' (BVPI Set 04/05)	77.60 % (Q1 09/10)	<b>R</b>	
	NI 051 (LAA 28) (BH8a) Effectiveness of child and adolescent mental health (CA	(Q1 09/10)		

	MHS) Services (National Indicator Set)			
	NI 064 Child Protection Plans lasting 2 years or more (National Indicator Set)	19.00 % (Q1 09/10)	<b>R</b>	
	NI 065 (LAA 1,CP5.3bi, CYPP SS3a)% children becoming subject of Child Protection Plan for 2nd/subseq (National Indicator Set)	16.70 % (Q1 09/10)	<b>R</b>	
	NI 066 Looked after children cases which were reviewed within required timescales (National Indicator Set)	98.95 % (Q1 09/10)	Y	
	NI 067 (CP5.3bii) Percentage of child protection cases which were reviewed within required timescale (National Indicator Set)	100.00 % (Q1 09/10)	G	
	NI 103a Special Educational Needs - statements issued within 26 weeks - excl exception cases (National Indicator Set)	88.20 % (Q1 09/10)	<b>R</b>	
	NI 103b Special Educational Needs - statements issued within 26 weeks - all (National Indicator Set)	88.20 % (Q1 09/10)	<b>R</b>	
	NI 112 (LAA 29, CP5.2bii, CYPP BH2a) Under 18 conception rate (National Indicator Set)	(Q1 09/10)		

## Specialist Services

Type	Name	Value	Color	Trend
	CF/A2 (BV50, CP2.2ai) % of young people leaving care with at least 1 GCSE or a G NVQ (BVPI Set 04/05)	33.30 % (Q1 09/10)	<b>R</b>	
	CF/C23 (BV163) % of looked after children adopted (BVPI Set 04/05)	2.20 % (Q1 09/10)	<b>R</b>	

	CYP 7.4 (LPSA2, 2.5) The number of confirmed permanent exclusions for all schools (LPSA 2)	(Q1 09/10)		
	NI 054 (LAA 52 Local) Services for disabled children for introduction in 2009/10 (National Indicator Set)	(Q1 09/10)		
	NI 058 Emotional and behavioural health of looked after children (National Indicator Set)	16.12 (Q1 09/10)	Y	
	NI 061 Timeliness of placements of looked after children for adoption following an agency decision (National Indicator Set)	62.50 % (Q1 09/10)	G	
	NI 062 (LAA 53 Local) Stability of placements of looked after children: number of placements (National Indicator Set)	7.70 % (Q1 09/10)	G	
	NI 063 Stability of placements of looked after children: length of placement (National Indicator Set)	68.50 % (Q1 09/10)	<b>R</b>	
	NI 147 Care leavers in suitable accommodation (National Indicator Set)	100.00 % (Q1 09/10)	G	
	NI 148 Care leavers in education, employment or training (National Indicator Set)	0.89 Ratio (Q1 09/10)	<b>R</b>	