













ITEM 8b

Climate Change							Period: Default Series: Default series	
Element	07/08 Actual	Q2 Actual	Q2 Target	* %	* %	Year Forecast	End Year Target	End Actions
 NI 196 Improved street and environmental cleanliness - fly tipping	4.00	3.00	3.00	G	→	3.00		<input checked="" type="checkbox"/> N196 No survey in second quarter. NI 196 Q1 commentary The reporting of this indicator has changed from previous years and is now reported using the terms 'very effective/effective/Not effective/Poor'. At quarter one the data return was 'Effective' meaning that the target had been met.  NI196 2008/09 Target Setting Form
 CP3.1bii Increase the number of low emission vehicles within the Council's own fleet	102.00		97.00				97.00	<input checked="" type="checkbox"/> CP3.1bii Target Form 2008/09 Q1 2008/09 Q1 increased to 105 vehicles due to 8 Ground Maintenance tractors now using B5 Biodiesel. <input checked="" type="checkbox"/>

 NI 192 (CP1.2ci) Percentage of household waste sent for reuse, recycling and composting	40.53 %		42.00 %				42.00 %	<input checked="" type="checkbox"/> NI192 Q1 Update Indicator performance is reported a quarter in arrears. Q1 data will be available at Q2.  NI192 2008/09 Target Setting Form
 NI 193 (LAA 14, CP1.2ciii) Percentage of municipal waste land filled	59.54 %		58.00 %				58.00 %	<input checked="" type="checkbox"/> NI193 Q1 Update Indicator performance is reported a quarter in arrears. Q1 data will be available at Q2.
 NI 195a (LAA 15, CP1.2bi) Improved street and environmental cleanliness - litter levels		5.00 %				→		<input checked="" type="checkbox"/> N 195a No survey in second quarter. <input checked="" type="checkbox"/> N195a No survey in second quarter. <input checked="" type="checkbox"/> N196a The sampling methodology has changed which may make direct comparisons between this indicator and BVPI199a unreliable. In addition following discussions with GOEM it has been decided that 08/9 is to be a BASELINE year for this indicator.

 NI 195b (LAA 15, CP1.2bi) Improved street and environmental cleanliness - detritus levels								
 NI 195c (LAA 15, CP1.2bi) Improved street and environmental cleanliness - graffiti levels								
 NI 195d (LAA 15, CP1.2bi) Improved street and environmental cleanliness - fly posting levels								

 NI 197 Improved local Biodiversity	50.00 %	55.60 %	53.00 %	G	➡	55.60 %	53.00 %	<p>Q2 Commentary In the last quarter, (with the designation of Sinfin Moor as an LNR and the bringing into management of Elm Wood), four wildlife areas were additionally brought into active management. In this quarter there were no areas brought into management so the figure remains the same.</p> <p>Q1 2008/09 NI197 Commentary Sinfin Moor area designated as Local Nature Reserve with management plan. Covers 3 wildlife sites which may now be classed as being in active management. Also Elm Wood wildlife site now being in active management by BTCV. So 4 new sites in total in active management.</p> <p> NI197 2008/09 Target Setting Form</p>
---	---------	---------	---------	---	---	---------	---------	---

Results: 1 - 9 of 9