

## **Chellaston – Maple Drive Open Space Consultation**

### **Background**

Maple Drive Open Space in Chellaston is situated in a densely populated residential area to the south of the city centre. The boundary to the Open Space is surrounded by housing to the north and east of the site. To the south of the site are Chellaston Infant and Junior Schools. The Open Space can be accessed from Maple Drive to the west and from Diseworth Close to the north.

Points of access onto Maple Drive Open Space are from Maple Drive where the boundary borders the pavement, and a footpath from Diseworth Close.

Residents from Diseworth Close have been in contact with local Councillor's in respect of this access point and have raised their concerns about anti social behaviour and increased traffic.

### **Aims of the Consultation**

The aims of the consultations have been to ascertain the following:

- how many people would be in support of a closure to the access from Diseworth Close
- how many people would object to a closure of the access from Diseworth Close
- how many people would not be affected by a closure to the access from Diseworth Close

### **Method of Consultations**

The consultations were undertaken in the following ways:

1. Public consultation via questionnaire to residents
2. Public consultation via questionnaire to parents of local school children

### **Public Consultation via questionnaire to residents**

The public consultation via questionnaire was undertaken in November 2006 through the distribution of 139 questionnaires posted to residents. The questionnaires were distributed to residences within the locality of Diseworth Close as highlighted below:

- 16 houses on Diseworth Close
- 40 houses on Redmires Drive
- 31 houses on Maple Drive
- 15 houses on Newbold Close
- 37 houses on Simcoe Leys

Pre-paid addressed envelopes were attached to all questionnaires to enable ease of completion and encourage greater return rates. The closing date for completed questionnaires from residents was 8 December 2006.

## Public Consultation via questionnaire to parents of local school children

As the Open Space has two local schools in close proximity, consultation was also undertaken with parents or guardians of pupils at Chellaston Infant School and Chellaston Junior School. The questionnaires were distributed by class teachers for the pupils to take home and parents/guardians to complete. Pre-paid addressed envelopes were attached to all questionnaires to enable ease of completion and encourage greater return rates. The closing date for completed questionnaires from parents and guardians was 12 December 2006.

The questionnaires were distributed to parents/guardians as detailed below:

- 360 questionnaires delivered to Chellaston Infant School
- 487 questionnaires delivered to Chellaston Junior School

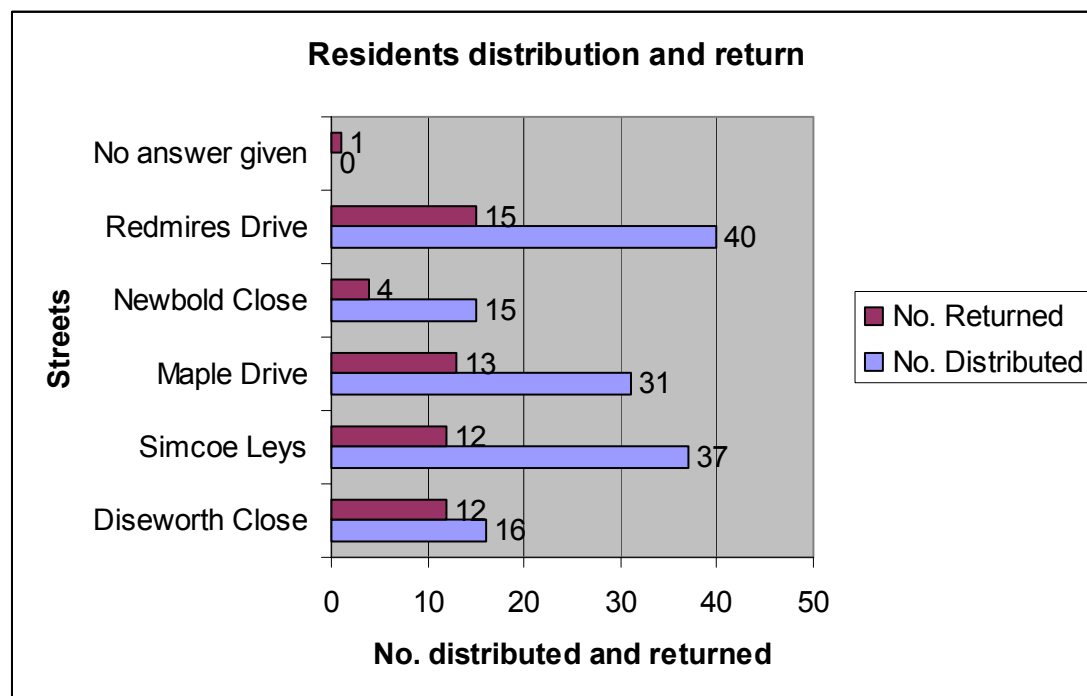
## Results of the Consultation

### Public Consultation via questionnaire to residents

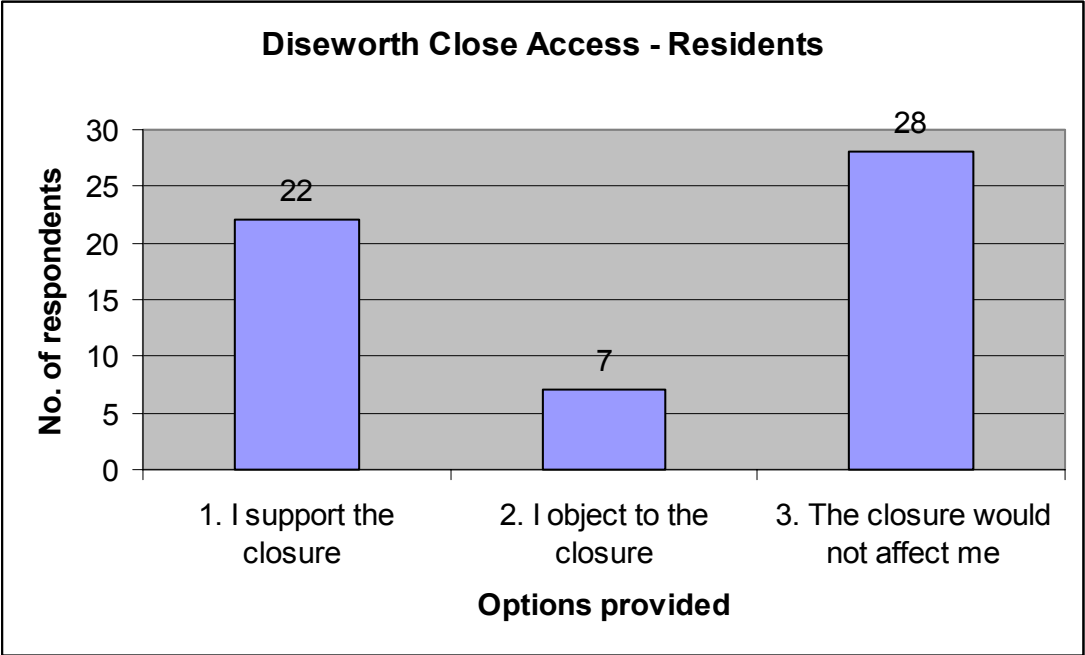
A total of 57 resident questionnaires were returned from the 139 distributed, giving a response rate of 41%.

The respondents represented by street are as follows:

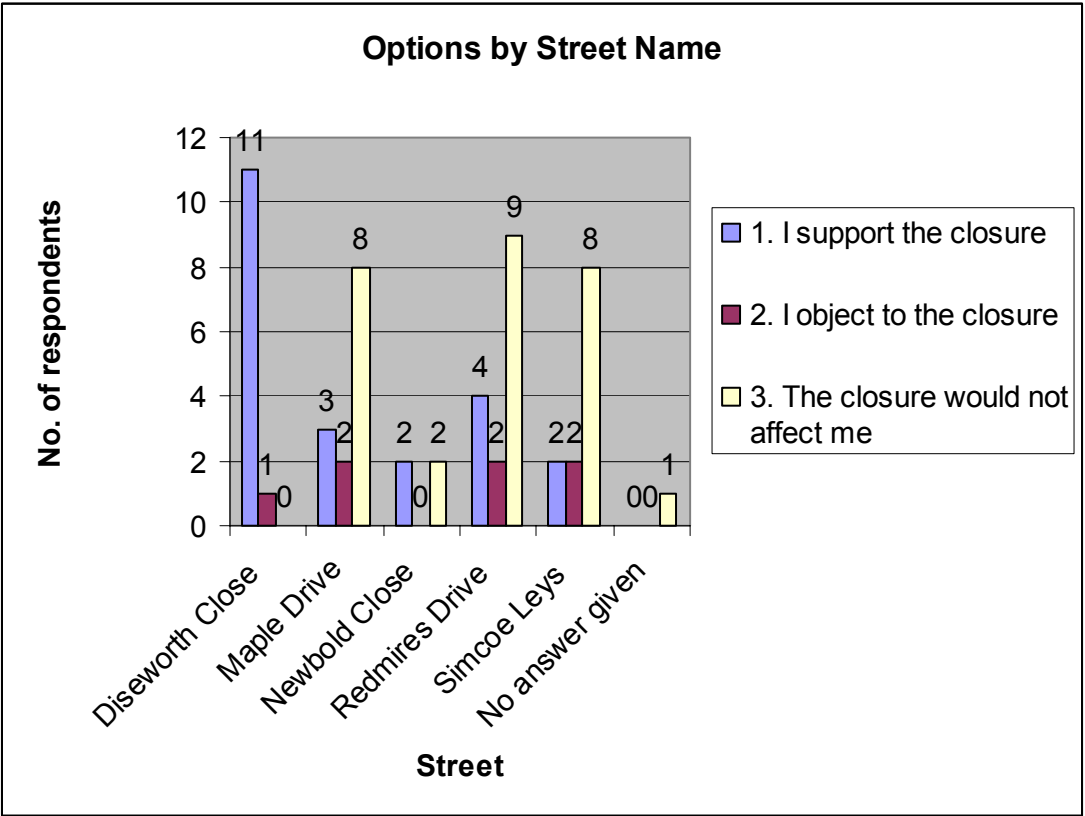
- 12 respondents from Diseworth Close
- 13 respondents from Redmires Drive
- 4 respondents from Maple Drive
- 15 respondents from Newbold Close
- 12 respondents from Simcoe Leys
- 1 respondent gave no answer



The results from the resident respondents showed that the greatest number (28) would not be affected by a closure to the Diseworth Close access to the Open Space. This was followed by 22 respondents that were in support of a closure to the Diseworth Close access. 7 respondents objected to a closure to the Diseworth Close access.



This can be further broken down into option according to where the respondents live. It is evident using the chart below to see that the majority of residents of Diseworth Close for example are in support of a closure, whereas the majority of residents from Redmires Drive would not be affected by a closure.



The chart also shows that one resident of Diseworth Close objected to a closure of the access to the Open Space. Comments from respondents who were either in support of, or objected to a closure were also taken. These can be seen in full in Appendix 1.

From the reasons provided by respondents, the main reasons stated by residents in support of a closure were:

- anti social behaviour – litter, vandalism, abusive youths, property and cars damaged (10)
- cars/traffic - numbers of cars, parents park in the Close to take children to school, use Close as a car park (7)
- noise/nuisance(3)


The main reasons stated by residents in objection to a closure were:

- use access – son frequently uses this to avoid congested section of Maple Drive, use access to maintain rear of property, easy access to all (4)
- security – keeps the open space safe for users, safe route for schoolchildren, closing the access would create a trap with no means of escape (1)
- other – should create access to open spaces not close them, easy access for all, residents are not inconvenienced, new residents know that the access is there (3)

### Public Consultation via questionnaire to parents of local school children

A total of 127 parent/guardian questionnaires were returned from the 847 distributed, giving a response rate of 15%.

The majority of parent/guardian respondents (111) as illustrated in the chart below would not be affected by a closure to the Diseworth Close access on to the Open Space. An equal number of parent/guardian respondents (8) supported a closure and objected to a closure.



The parent/guardian respondents in support of a closure to the Diseworth Close access lived in the following streets:

- 2 respondents were from Foxdell Way
- 1 respondent was from Ridgeway
- 1 respondent was from Woodgate Drive
- 1 respondent was from Sandyhill Close
- 1 respondent was from Maple Drive
- 1 respondent was from Fernhill Court
- 1 respondent did not provide a street name but supported a closure

The parent/guardian respondents in objection to a closure to the Diseworth Close access lived in the following streets:

- 1 respondent was from Woodminton Drive
- 2 respondents were from Acrefield Way
- 1 respondent was from Derby Road
- 2 respondents were from Fellowlands Way
- 1 respondent was from Kidrummy Close
- 1 respondent was from Hillsway

Comments from parent/guardian respondents who were either in support of, or objected to a closure were also taken. These are detailed in full in Appendix 2.

From the reasons provided by respondents, the main reasons stated by parents/guardians in support of a closure were:

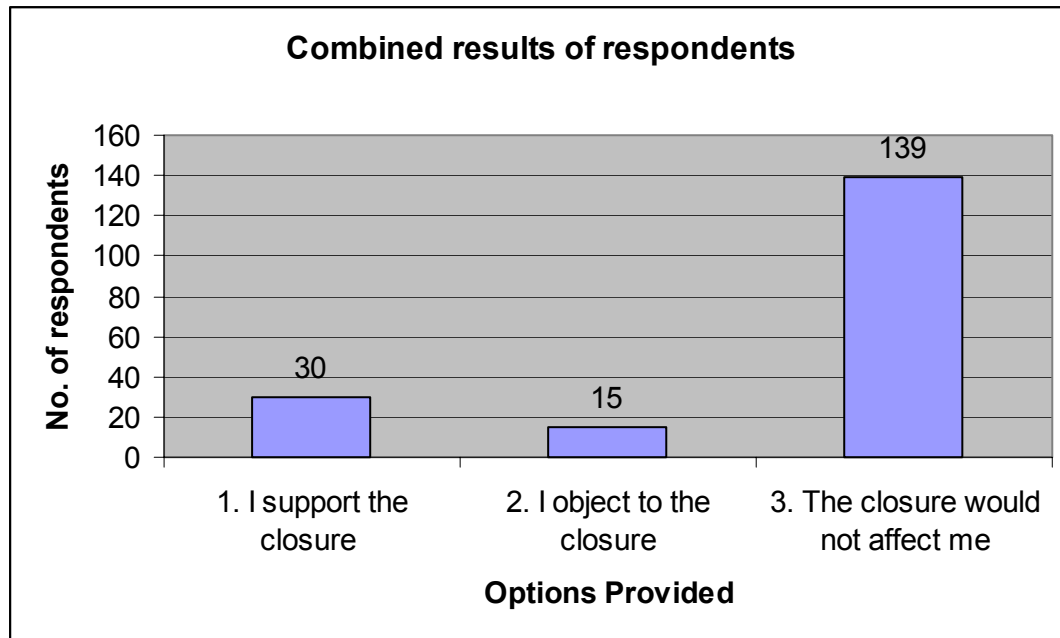
- land should be given to Chellaston Infants School (2)
- considering a house purchase (2)
- anti social behaviour/nuisance – crowds of youths, parking issues, vandalism, dog fouling (4)

The main reasons stated by residents in objection to a closure were:

- use access – use everyday, avoid congested section of Maple Drive, well used access if closed would cause mayhem (5)
- safety/security – safe route for schoolchildren, safe way to cycle path with school children, closing the access would create an area where crime much more likely (2)
- other – the people in those houses knew that the access was there when they bought them (1)

## Overall findings

The majority of respondents to the combined consultations via questionnaire would not be affected by a closure (139). This was followed by those who were in support of a closure (30) and by those objecting to a closure (15).



Expressed as a percentage the combined results are as follows:

- 16.3% of respondents were in support of a closure
- 8.1% of respondents objected to a closure
- 75.5% of respondents would not be affected by a closure

An additional four questionnaires were received after the closing date. All respondents selected the same option: '*the closure would not affect me*'. The four returns received after the deadline came from respondents living at:

- Woodminton Drive
- Foxdell Way
- Parkland Drive
- Maple Drive

## Appendix 1

### 1.1 Resident comments in support of a closure

1. I support the closure	2. I object to the closure	3. The closure would not affect me	If you have selected option 1 or 2 please say why	What road/street do you live on?
1	0	0	Will reduce (hopefully) trouble makers going down Diseworth to get to high street. They do at the moment	Maple Drive
1	0	0	Councillors Mark Tittley, Phil Ingall, also Steve Medlock, are fully aware of the residents of Diseworth Close reasons for wanting closure of this gap	Diseworth Close
1	0	0	0	Simcoe Leys
1	0	0	Safety reasons. Stop 'gangs' congregating in Diseworth Close and dropping rubbish everywhere and dog muck on fields	Newbold Close
1	0	0	As residents of Diseworth Close, we have had enough of abusive youths using the gap as a shortcut' and vandalising our property, dropping litter everywhere and even throwing stones at our window. Also we see youths driving through the close and on to the field at great speed endangering our children - how can it be a close if it can be used as a thoroughfare?	Diseworth Close
1	0	0	We're supporting the people who live on Diseworth Close, who have to put up with the through traffic	Redmires Drive
1	0	0	Less Vandalism	Diseworth Close
1	0	0	Safety reasons also the close should be free from sweets and crisp bags etc, which we as residents pick up. It will also be safe to walk without watching cars reversing etc.	Diseworth Close
1	0	0	Because it would stop school children walking through after school & dropping their litter on our gardens. Also would give extra security as no one other than residents / visitors would need to be on the Close as a lot of people use it as a cut through from Maple Drive over to the High Street shops etc.	Diseworth Close
1	0	0	Will stop young people driving through on to the playing field, dangerous to the young kids playing on the field.	Diseworth Close
1	0	0	Access has no benefit, of a positive nature	Newbold Close
1	0	0	After living in Diseworth Close 24 years, the advent of footpaths to schools negates the access via the close, to the flats. Instead of this, we have excessive, vehicle & foot traffic of people not associated with Diseworth, this activity continues to all hours, varies but intolerable. Added nuisance / litter dropping from senior school (mid years!) some of which, when offered receptacle, were anything but civil. PS Dog fouler's have only 5 minutes to walk if closed.	Diseworth Close
1	0	0	See attached letter <a href="#">Appendix 1.2</a>	Diseworth Close
1	0	0	Anything to halt vandalism and in Chellaston we have plenty of that.	Simcoe Leys
1	0	0	Restrict access to Maple Drive by groups of youths from other areas. Stop parents parking in Diseworth & taking children to schools across field.	Maple Drive

1	0	0	Closure would discourage parents from parking their cars in Diseworth Close near the access. There would be less litter dropped by children. There would be less likelihood of residents cars being damaged	Diseworth Close
1	0	0	Any access from parks etc invariably cause inhabitants of the road annoyance	Redmires Drive
1	0	0	Late night drunks using it as a shortcut to Maple Drive	Redmires Drive
1	0	0	I support this closure on the understanding that this will remain open space - if the intention is to change the status of this open space then I strongly disagree and would oppose any attempts for closure.	Redmires Drive
1	0	0	Due to anti social behaviour, people using the Close as a car park to cut across to school when it is no further to use Maple Drive. Noise - nuisance & damage caused to our car probably by youths & people using it as a short cut... There is no distance gained by using the close the public footpath if from Maple Drive. We have had enough of this issue.	Diseworth Close
1	0	0	School kids use this as a shortcut and walk through dropping litter as they go. Kids also use it at night running over gardens and there has also been cars damaged as well. This gap serves no reason as there are public footpaths leading to this open space it only causes a nuisance to residents of the Close.	Diseworth Close
1	0	0	To stop the unruly youths taking a shortcut onto Maple Drive	Maple Drive



## 1.2 Letter from resident attached in support of a closure

Hannah Chapman  
Parks Consultation Officer  
Derby City Council  
Derby  
DE21 8BR.

27<sup>th</sup> November 2006.

Dear Ms Chapman,

I support the closure of the access from Diseworth Close on to the Maple Drive open space.

I have lived at Diseworth Close and the total disregard for the safety and feelings of the residents of Diseworth Close have never been more evident.

Parents bring their children to school and park in front of the resident's properties thus denying rights of access and children trawl through the Close on access and exit to the field dropping litter and vandalising property with little regard for the residents. I have had my fence broken down on numerous occasions and often having to confront youths who play football in close proximity to my property, again damaging my property.

I have had eggs and stones thrown at my property and although I have reported incidents to the police, the perpetrators have disappeared by the time the police arrive. With access denied from the Close to the field, there would be no reason for non-residents to enter the Close and would also deny them the opportunity to cause trouble.

There is no justifiable reason why the general public should have access to the field, through the Close. There is total access from Maple Drive for the public and any service vehicles. I have grandchildren living in the Close and their safety is of paramount importance. Some owners of vehicles seem to think they can totally disregard the residents and drive at speeds well in excess of those deemed safe for a small Close.

I have been requesting our local Councillor, Mark Titley, to have the access closed for over 18 months. I have kept e-mails that we have exchanged and I will obviously keep records of any future communications to you or him. Should there be any serious incidents which could have been avoided by closing the access, then evidence will be available to show that you failed in your duty to the Council Tax paying residents of the Close.

I have no political leanings in Local Government as I support a local candidate who appears to work for the local community.

I feel the residents of Diseworth Close deserve better consideration than that you have shown so far. Why should non-residents, who contribute nothing to my environment, other than grief, be given any consideration? Access is still available for everyone from Maple Drive.

I am extremely disappointed with the Council's response as are the Residents of Diseworth Close. Possibly, there discontent may be shown in any forthcoming elections?

I look forward to receiving the results of your consultations.

Diseworth Close  
Chellaston  
Derby  
DE73 6XE

### 1.3 Resident comments in objection to a closure

1. I support the closure	2. I object to the closure	3. The closure would not affect me	If you have selected option 1 or 2 please say why	What road/street do you live on?
0	1	0	Council policy should be to create access to 'open spaces', not close any access points. Diseworth close residents are not inconvenienced	Maple Drive
0	1	0	I think this would be the first step to the land being taken over the school. It would deprive the children of the Diseworth Close are of a quick access to it. This is the only piece of land left of the original flats (field) with its unique corrugated form. It should be kept as a play area with easy access to all.	Simcoe Leys
0	1	0	I use this access gate about 3 times a year to cut the hedge at the rear of my property	Redmires Drive
0	1	0	My son frequently uses this shortcut from the school pathway to Redmires Drive in order to avoid the more congested section of Maple Drive	Redmires Drive
0	1	0	See attached letter <a href="#">Appendix 1.4</a>	Maple Drive
0	1	0	The path to the flats as been there since the estate went up. If this is closed, the pavements on Maple Drive will be more congested I use this short cut as you can't move during school times on the pavement. The path that should be closed is between Back Lane & Linacres Drive, because all the trouble with yobs is coming from that estate. The path to the flats, closing it after 26/27 years seems pointless , new people moving in knew it was there. Perhaps if the council had not over built in Chellaston we would not have this problem. I was born here 48 years ago and my family have been residents in this village since 1800's. You have spoilt it.	Simcoe Leys
0	1	0	Helps with car parking space in the cul-de-sac and visitors. Access to playing fields and school makes a safe route for children to walk to school and play.	Diseworth Close

## 1.4 Letter from resident attached in objection to a closure

### Proposal to close public access to Maple Drive open space

Dear Hanna

I have lived on Maple Drive for the past 10 years  
we regularly use the public open space and strongly object to your proposed plans for the following reasons:

The safety and well-being of the young children who use the public open space will be put in serious jeopardy by your proposal to block off the escape route from the top end of the site. The football goal posts are located at the top end of the site and for this reason it is the area most widely used by the local children. The main footpath runs along the opposite bottom end of the site and many people use this path to gain access from Maple Drive to the High Street.

Your plans to block off access route would basically create a trap meaning that children playing at the top end of the site could be observed, targeted and cornered by undesirables approaching from the main footpath. It is important to note that a large area of the site is relatively secluded and is not overlooked by any houses. Due to this fact it would be relatively easy for any potential predators including paedophiles, muggers or bullies to approach children from the footpath, safe in the knowledge that their targets have no means of escape and little chance of being seen by anyone.

In these times of growing childhood obesity it should surely be a high priority of the local council to encourage children to participate in outdoor leisure activities. This requires that you provide convenient, accessible and safe areas in order to encourage children to actively participate in activities such as football and cricket etc. By closing off the top end access route your plan most certainly makes the site less accessible and convenient for the vast majority of local residents. In addition to this and for reasons already mentioned I believe that your plan also reduces the safety of the site and therefore it appears seriously flawed on all counts.

Considering the above listed points it appears that your plan will greatly disadvantage the vast majority of local children and will actively discourage them from using the site for leisure pursuits. Given these factors I am totally mystified as to why you have proposed this plan and your letter provides no indication as to the motivation or logic behind your thinking. I can imagine that a handful of residents living on Diesworth Close will gain some marginal benefit from a reduction in pedestrian traffic, however the vast majority of local residents will be disadvantaged and therefore I strongly believe that the proposal should be declined without further consideration.

## Appendix 2

### 2.1 Parent/guardian comments in support of a closure

1. I support the closure	2. I object to the closure	3. The closure would not affect me	If you have selected option 1 or 2 please say why	What road/street do you live on?
1	0	0	I think the land should be given to Chellaston Infant School so that it could properly be put to use.	Foxdell Way
1	0	0	I think the land should be donated to Chellaston Infants School	Foxdell Way
1	0	0	I am looking to buy a house on the Close and would like to think there were no problems.	Ridgeway
1	0	0	As considering house purchase on Diseworth Close	Woodgate Drive
1	0	0	I don't blame people wanting it closed, if I lived there. I would be fed up of people parking outside my house and cutting through to the schools.	Sandyhill Close
1	0	0	To stop people cutting through	0
1	0	0	It is attracting crowds of youth on M/C and cars pulling onto the field to congregate in the evenings through the Summer to play late football. We overlook it at the rear of our properties and know they cause a nuisance to our neighbours at the rear on leaving at night both with noise & damage & blocking their access.	Maple Drive
1	0	0	My parents & sister live in houses on Diseworth Close, I grew up there. This access causes vehicle obstruction, attracts vandalism to the properties & cars, attracts teenagers to drink alcohol & leave litter & broken glass. Cars park up & people let their dogs foul on the green & do not pick it up. School children kick their footballs through the access off the field, which hits cars. Cars have been scratched, fences getting broken. Other parents with school children speed around the Close when they are late to drop them off at school and block residents' vehicles in. I do not feel this questionnaire addresses the residents concerns. If the residents concerns were highlighted as a reason for circulating this questionnaire, I feel you would then get a fair response as other Chellaston residents would emphasise with the Diseworth Close residents' issues. My personal concerns that a small child will get ran over or badly cut on broken glass or that residents will take matters into their own hands.	Fernhill Court - Chellaston

## 2.2 Parent/guardian comments in objection to a closure

1. I support the closure	2. I object to the closure	3. The closure would not affect me	If you have selected option 1 or 2 please say why	What road/street do you live on?
0	1	0	Due to how busy Maple Drive is, my children use this route as a safety measure. Even with the new "no parking" on Maple Drive parents pull up on the "red" and watch their children going into the school, it is therefore difficult to cross the road.	Woodminton Drive
0	1	0	We like to walk this way	Acrefield Way
0	1	0	I use the access everyday. Many children also use the access. You have no legal authority to close a footpath.	Derby Road
0	1	0	I regularly use the opening as a safe way to get to the cycle path with my children - will you be offering a safe alternative?	Fellowlands Way
0	1	0	What harm does it do with it open you should really be asking the people who live on Diseworth Close I find this to be such a waste of paper, time and resources; is this, what my Council tax is paying for?	Kildrummy Close
0	1	0	If the entrance was closed off it would mean walking all the way around. The people in them houses knew it was there when they bought them.	Hillsway
0	1	0	I use this entrance regularly as High Street gets extremely congested. It is a busy entrance as junior pupils gather there as well as infant pupils - to close this entrance would cause utter mayhem.	Fellowlands Way
0	1	0	Closing off this road will create an area where crime is much more likely and will reduce the benefit provided to the community by the open area.	Acrefield Way