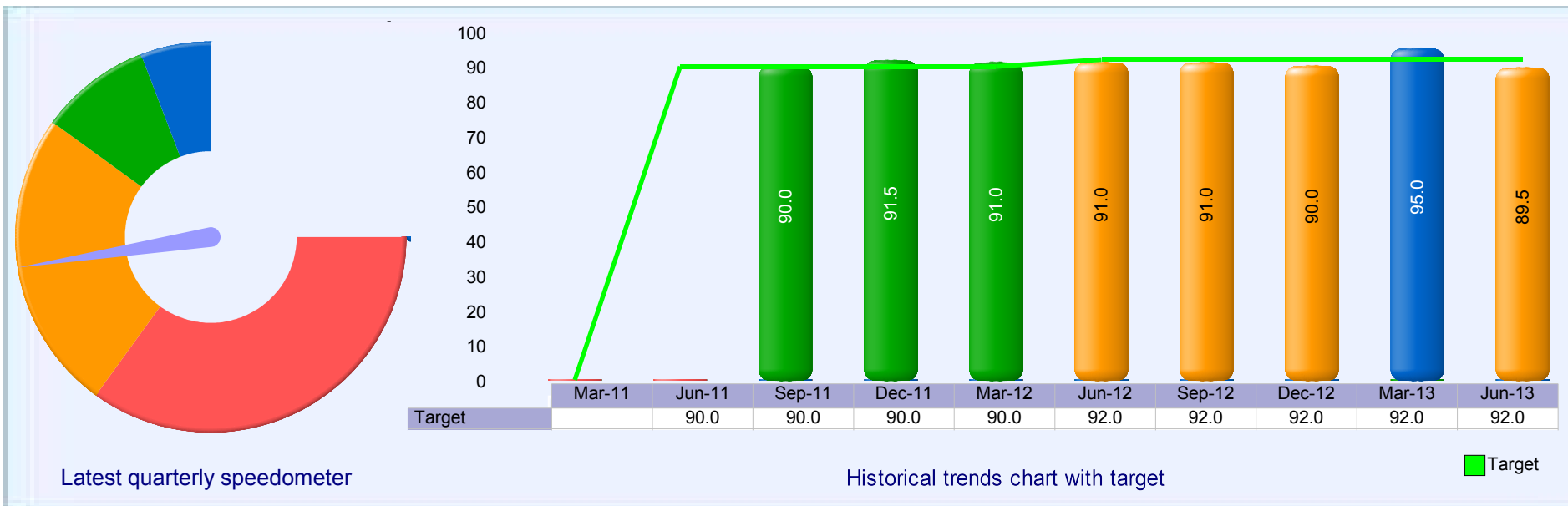


## Measure Dashboard

C PM02a To manage sufficiency and promotion of three and four year FEEE places to ensure 90% take up in each locality by eligible children

Jun-2013



### Latest Commentary

Current DfE data indicates Derby's FFE take up is 95%. However if current populations data taken from GP registers is matched against the January 2013 census data this shows an overall FEE take up of 89.5% . Only Locality 3 overall is not exceeding 90% with the wards of Arboretum and Normanton having the lowest overall take up % at 73.9% and 83.2%.

### Year end forecast

Green

92.0%

### Direction of Travel

Deteriorating

### Measure Details

Hierarchy Location: Derby City Council --> Children and Young People --> Commissioning --> CP2 Achieving their learning potential --> Business Plan Performance Measures

Monitored on a quarterly basis

Escalation Officer : Frank McGhee

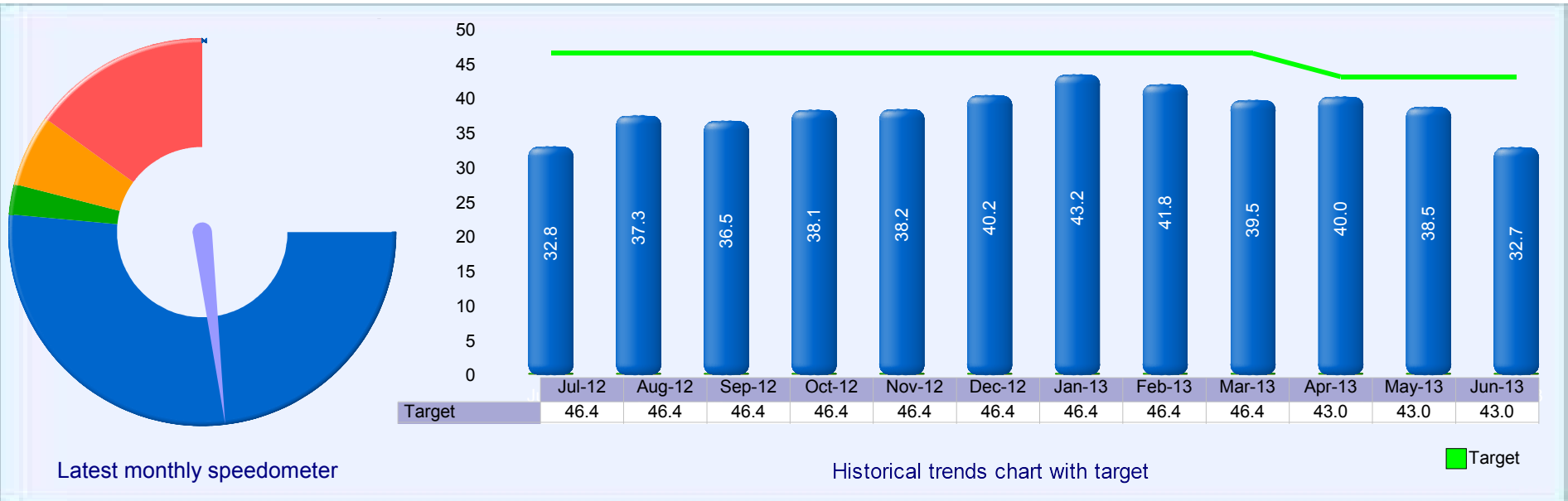
Accountable Officer : Gurmail Nizzer

Compiling Officer : Heather Ryder-Carrington

## Measure Dashboard

ElISS PM04 Children who are the subject of a child protection plan per 10,000 population aged under 18 (Snapshot)

Jun-2013



### Latest Commentary

The number of children subject to plans was particularly low at the end of June, representing a dip at the end of the quarter. This needs to be monitored as it is important to ensure that children at risk of significant harm are protected by a plan. Numbers of children coming into care have not increased and there is nothing to suggest that risks to children have reduced. Analysis of trends historically suggests changes in professional behaviour have the most impact so it is important to maintain consistency of threshold.

### Year end forecast

Blue

34.80 per 10,000 population

### Direction of Travel

Improving

### Measure Details

Hierarchy Location: Derby City Council --> Children and Young People --> Early Intervention and Integrated Safeguarding --> CP4 Being safe and feeling safe --> Council Plan Indicators and Performance Measures

Monitored on a monthly basis

Escalation Officer : Mark Barratt

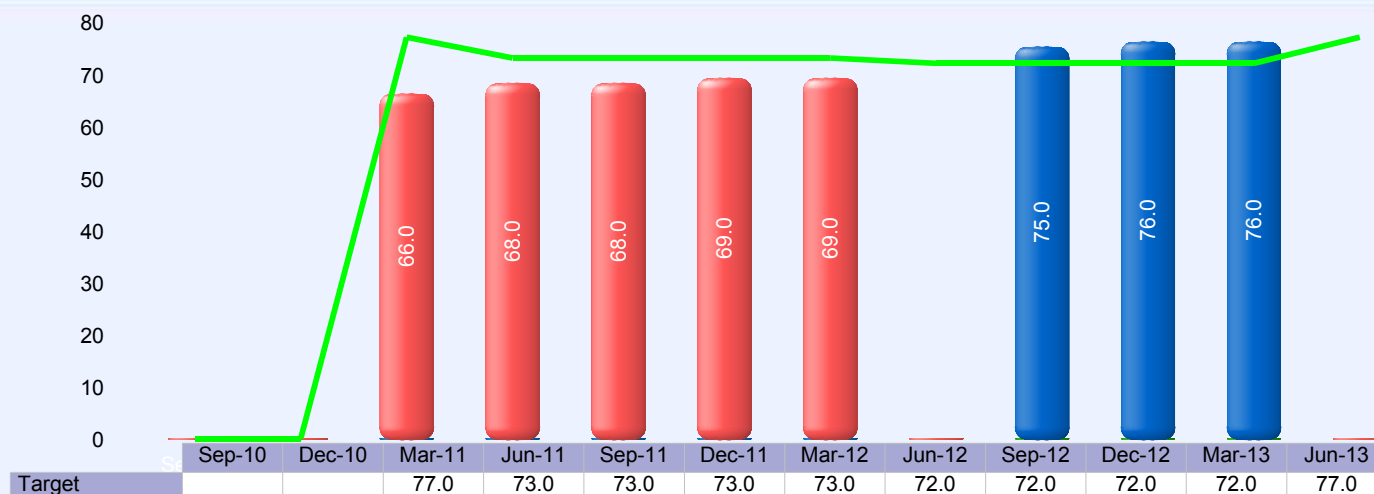
Accountable Officer : Nina Martin

Compiling Officer : Alison Birch

## Measure Dashboard

L&I PM02 (NI 73) (CP02b) Achievement at level 4 or above in reading, writing and mathematics at Key Stage 2

Jun-2013



Latest quarterly speedometer

Historical trends chart with target

Target

### Latest Commentary

provisional data not available until Q2

### Year end forecast

N/A

### Direction of Travel

N/A

### Measure Details

Hierarchy Location: Derby City Council --> Children and Young People --> Learning and Inclusion --> CP2 Achieving their learning potential --> Council Plan Indicators and Performance Measures

Monitored on a quarterly basis

Escalation Officer : Lynda Poole

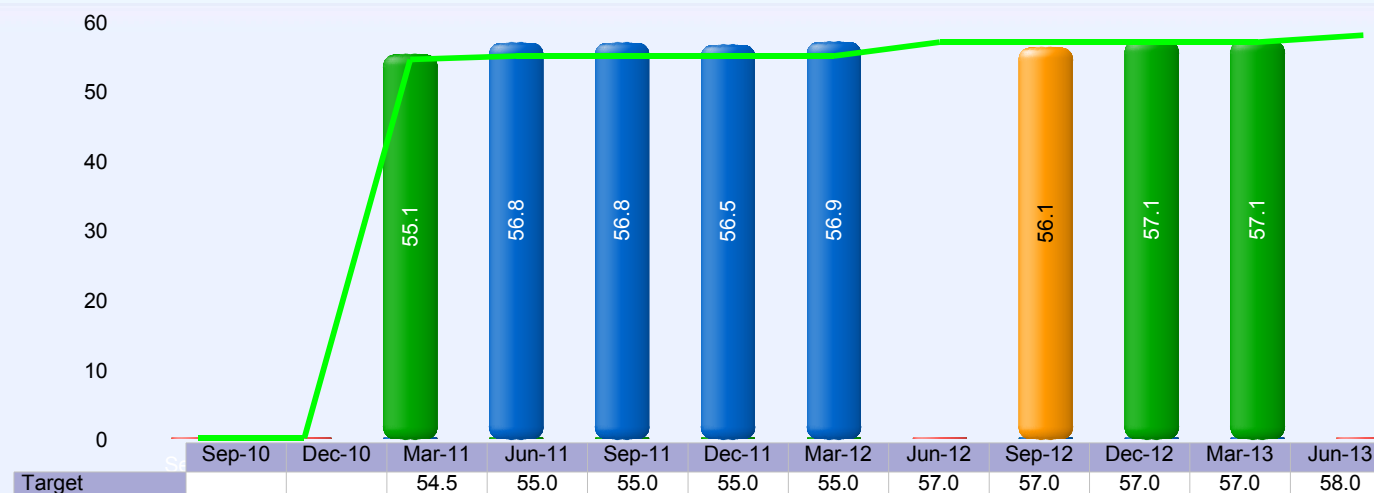
Accountable Officer : Christine Tarpey

Compiling Officer : Debbie Peters

## Measure Dashboard

L&I PM03 (NI 75) Achievement of 5 or more A\*-C grades at GCSE or equivalent including English and Maths (Threshold)

Jun-2013



Latest quarterly speedometer

Historical trends chart with target

Target

### Latest Commentary

provisional data not available until Q2

### Year end forecast

N/A

### Direction of Travel

N/A

### Measure Details

Hierarchy Location: Derby City Council --> Children and Young People --> Learning and Inclusion --> CP2 Achieving their learning potential --> Council Plan Indicators and Performance Measures

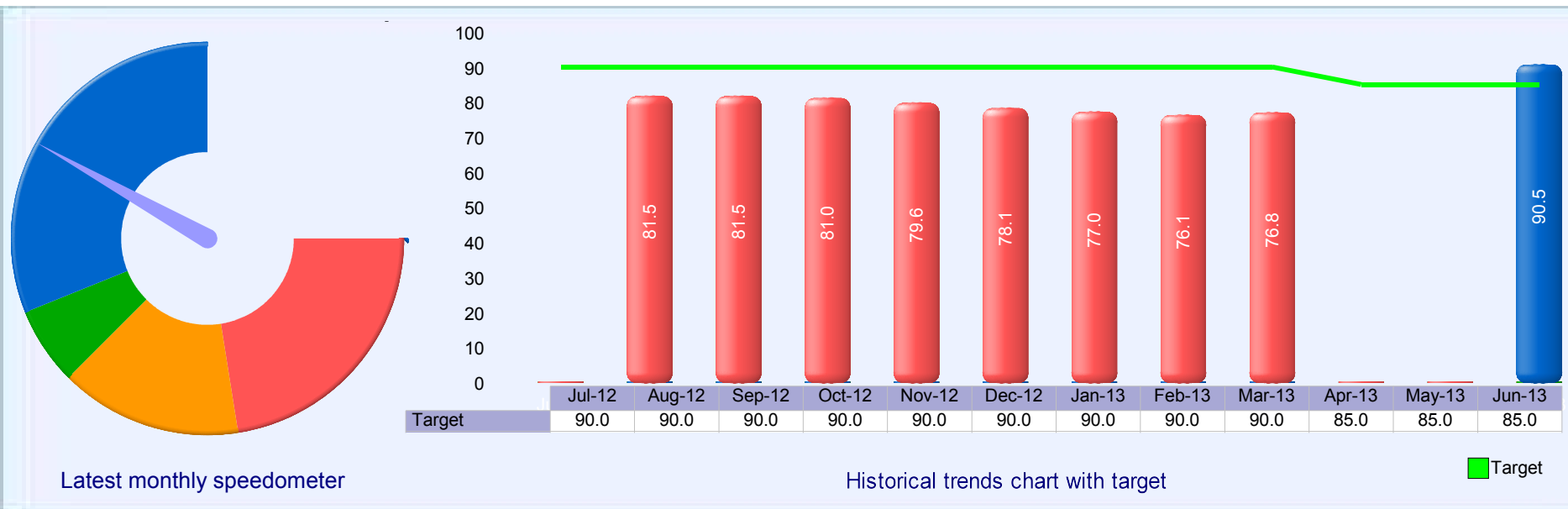
Monitored on a quarterly basis

Escalation Officer : Lynda Poole

Accountable Officer : Christine Tarpey

Compiling Officer : Debbie Peters





### Latest Commentary

Whilst there has been an increase in the number of statements prepared, this improvement in performance has been brought about by a range of factors. All teams involved in the process analysed their actions and implemented improvements and Business Hub allocated additional resources. An Action plan is being carefully monitored to sustain improvement.

### Year end forecast

Blue

87.5%

### Direction of Travel

Improving

### Measure Details

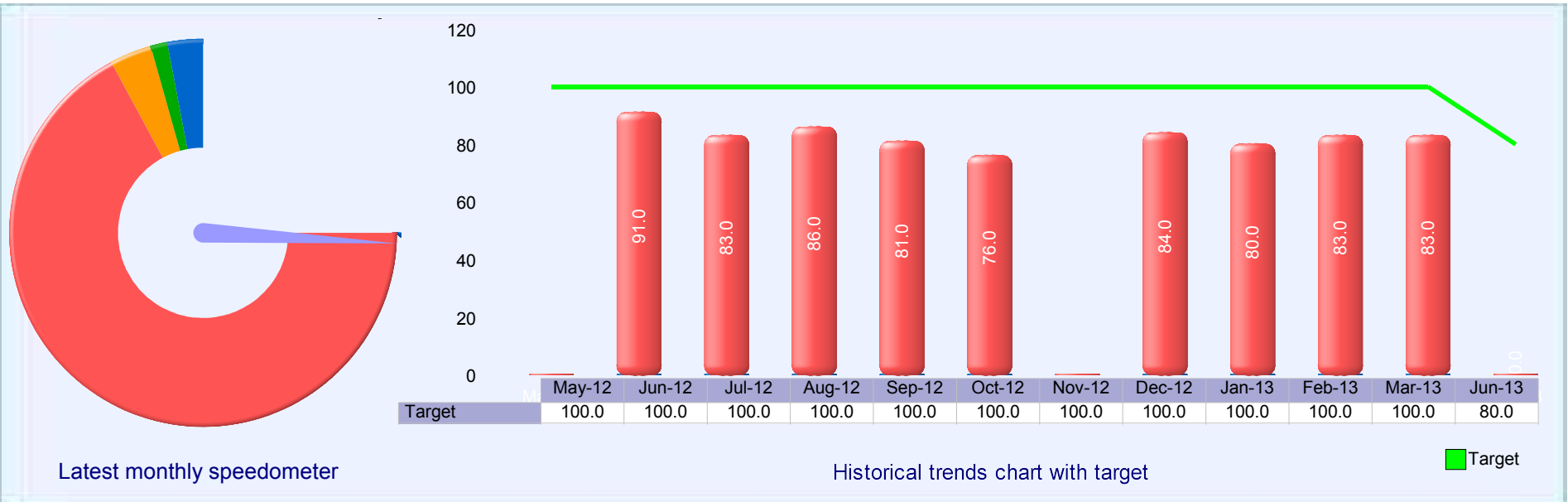
Hierarchy Location: Derby City Council --> Children and Young People --> Learning and Inclusion --> CP2 Achieving their learning potential --> Business Plan Performance Measures

Monitored on a monthly basis

Escalation Officer : Lynda Poole

Accountable Officer : Angela Cole

Compiling Officer : Unconfirmed



### Latest Commentary

This information is still being updated in Lagan CRM, currently there are no response dates entered to calculate this measure.

### Year end forecast

N/A

### Direction of Travel

N/A

### Measure Details

Hierarchy Location: Derby City Council --> Children and Young People --> Specialist Services --> CP7  
Good quality services that meet local needs --> Business Plan Performance Measures

Monitored on a monthly basis

Escalation Officer : Unconfirmed

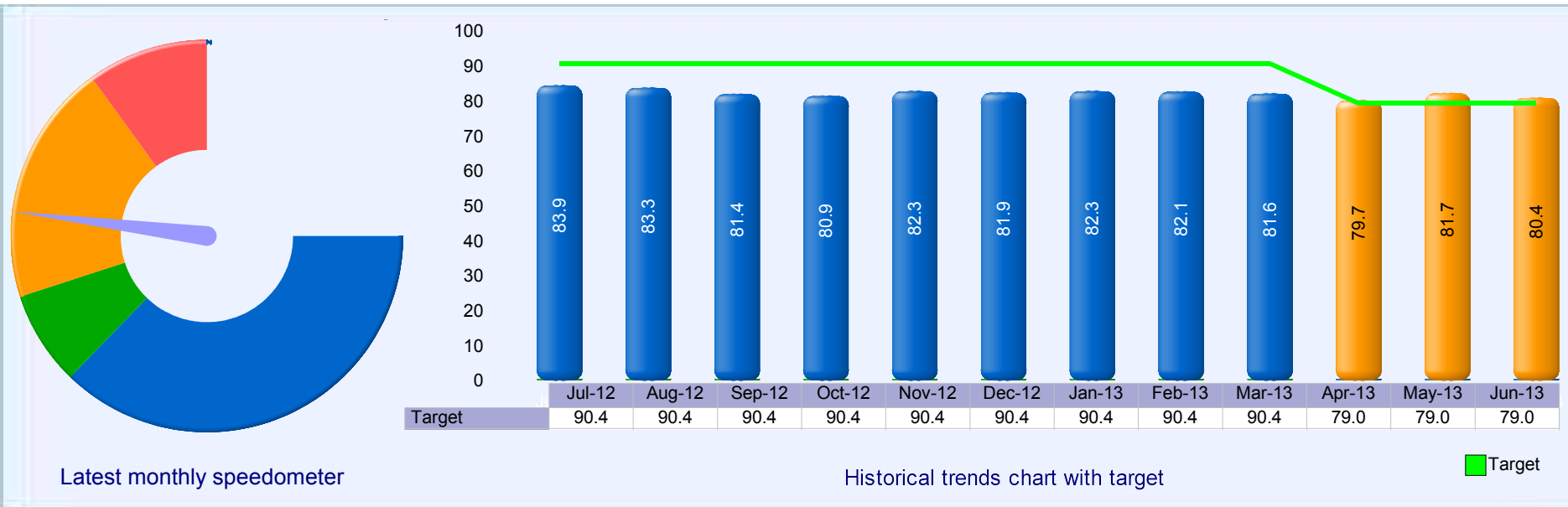
Accountable Officer : Natalie Tuckwell

Compiling Officer : Unconfirmed

## Measure Dashboard

SS PM07 - Children in Care per 10,000 population aged under 18 (EIISS PM05)

Jun-2013



### Latest Commentary

The total number of looked after children has reduced slightly from the position of 81.6 per 10,000 reported at the end of March 2013 to the current result of 80.4 per 10,000.

The target for 2013/14 was reduced from 90.4 to 79 per 10,000, which is impacting on the classification of this measure.

### Year end forecast

Amber

80.10 per 10,000 population

### Direction of Travel

Improving

### Measure Details

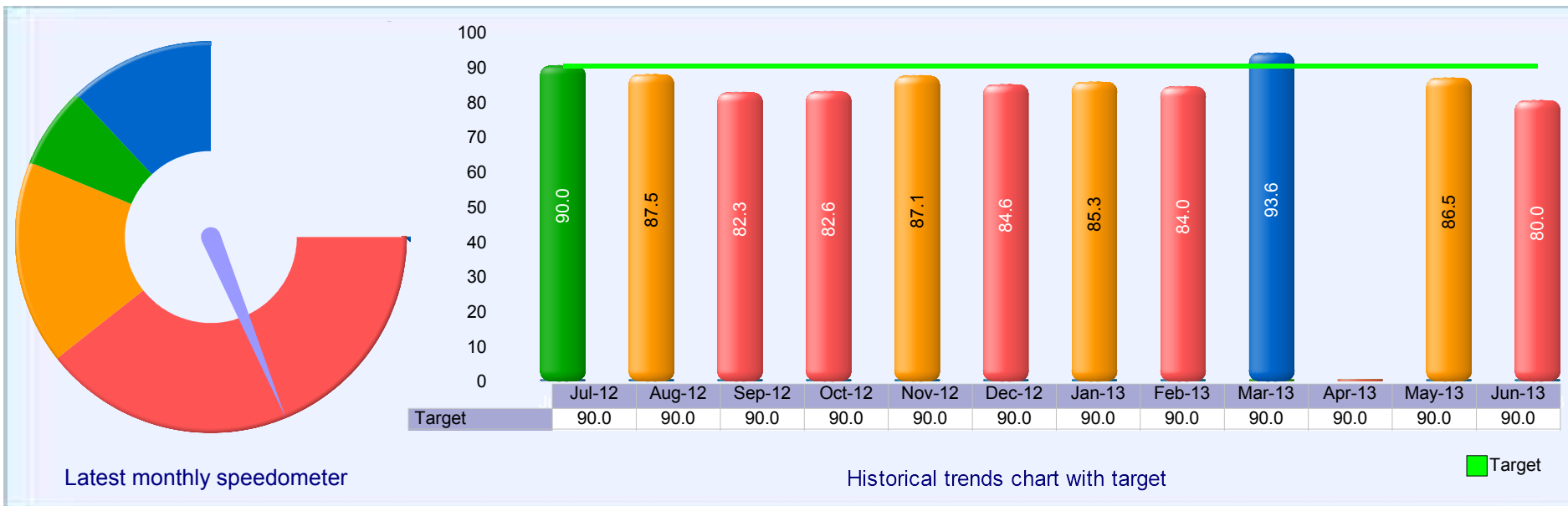
Hierarchy Location: Derby City Council --> Children and Young People --> Specialist Services --> CP4 Being safe and feeling safe --> Business Plan Performance Measures

Monitored on a monthly basis

Escalation Officer : Mark Barratt

Accountable Officer : Maureen Darbon

Compiling Officer : Alison Birch



#### Latest Commentary

Performance in relation to the total number of looked after children with a current PEP has fallen from 93.6% at the end of March 2013 to the current result of 80%.

A similar deteriorating trend was recorded at the same period in 2012 and it should be noted that this measure is impacted by seasonal factors including school holidays.

#### Year end forecast

Red

85.0%

#### Direction of Travel

Deteriorating

#### Measure Details

Hierarchy Location: Derby City Council --> Children and Young People --> Specialist Services --> CP2 Achieving their learning potential --> Business Plan Performance Measures

Monitored on a monthly basis

Escalation Officer : Lynda Poole

Accountable Officer : Olwyn Mills

Compiling Officer : Alison Birch