

General Fund Revenue Budget 2016/17 – 2018/19

SUMMARY

- 1.1 This report sets out proposals resulting from the Government's finance settlement to recommend to Council a net budget requirement of £219,052,385 in 2016/17.
- 1.2 The report also sets out budget proposals for 2017/18 and 2018/19 as part of the Council's Medium Term Financial Plan - MTFP.
- 1.3 The Council has outlined permanent cuts requirements of £45m over three years to address the impact of funding reductions, meet rising costs, maintain priority services and invest for the future. These cuts total £23m in 2016/17, £12m in 2017/18 and £10m in 2018/19. The Council is intending to use reserves to smooth the effect of these cuts and reduce budgets by £19m, £11m and £15m through the MTFP. This will help ensure the budget can be delivered in a managed way.
- 1.4 Each section of the report deals with the various elements that require consideration before a final decision is reached. These key areas are:
 - the budget process leading up to these proposals (Section 4)
 - the resources available to the Council, including council tax and the local government finance settlement (Section 5)
 - directorate summaries (Section 6)
 - details of the impact assessments carried out on the Council's budget proposals (Section 7)
 - Council's corporate outcomes (Section 8)
 - use of reserves (Section 9)
 - the communication and consultation process including feedback (Section 10)
 - the management of budget risks (Section 11)
- 1.5 A separate report providing details of the latest estimated outturn position for 2015/16 as at Quarter 2 and the treatment of variances was presented to Cabinet on 11 November 2015. The 2015/16 budgets used in this report have been restated to reflect all movements of budgets between Directorates approved during 2015/16 to date and to reflect the changes in the Local Government finance arrangements to enable more meaningful comparison. The 2015/16 opening budgets have also been restated since consultation to include the further transfer of responsibilities and funding for Public Health 0-5 School Nursing in 2015/16, the net effect of these changes does not affect the overall budget position.
- 1.6 The 2016/17 budget shows an £8.9m (3.9%) decrease over the 2015/16 budget, which includes a number of significant movements:

- Revenue Support Grant has been cut by £10.3m
- Specific Grants have decreased by £2.1m.

The Council intends to increase Council Tax by 3.99% (of which 2% relates to a social care precept) which will positively affect the 2016/17 budget position by £5.3m.

- 1.7 Further details of funding anticipated to be received by the Council are provided in Appendix 3.
- 1.8 Although the Government have announced a provisional three year settlement for 2016/17 to 2018/19 further clarification is still required for 2017/18 and 2018/19.
- 1.9 Included in the appendices is summarised budget information that, together with the text of the report, constitutes the full budget proposal.

RECOMMENDATIONS

To recommend to Council the following ...

- 2.1 To approve a budget requirement for Derby City Council for 2016/17 of £219,052,385 subject to confirmation of the final Local Government Settlement expected in February 2016 and finalisation of the Council's Council Tax for 2016/17 which will be presented to Full Council in March 2016 for approval and with due regard to the outcome of the Equality Impact Assessment update which appears at Appendix 9.
- 2.2 To approve the directorate revenue budget estimates and the net use of reserves of £10.144m (2.3% of the budget) summarised in Appendix 4 of this report.
- 2.3 To approve the measures proposed to manage budget risks in 2016/17 and in future years, including the deliverability of identified cuts, levels of service and inflation forecasts as set out in Section 11.
- 2.4 To approve the commencement of appropriate procurement procedures to support the specific budget proposals listed in appendices 5 and 6.
- 2.5 To approve the immediate implementation of detailed cuts proposals included in appendix 6 subject to the completion and consideration, where relevant, of any further consultation exercises, equality impact assessments and assessments under Section 17 of the Crime and Disorder Act 1998.
- 2.6 To note the changes made to the budget cuts proposals as a result of feedback from the consultation process, detailed in paragraph 10.4.

2.7 To approve within this total of £219,052,385:

	£
Net service estimates of:	
People Services	136,628,000
Communities and Place	42,117,000
Organisation and Governance	44,642,385
	223,387,385
Appropriations to/from reserves (figures in brackets are appropriations from reserves):	
Corporate reserves	(4,335,000)
	219,052,385

2.8 To note the calculation of the Council's Tax Base for the year 2016/17 as 65,138.20 equivalent band D properties, included in a separate report on this agenda, in accordance with the Local Authorities (Calculation of Council Tax Base) (Amendment) (England) Regulations 2003 (SI 2003/3012).

2.9 To note the calculation of the following amounts for the year 2016/17 in accordance with Sections 33 (1) of the Local Government Finance Act 1992, as revised under Schedule 5 of the Localism Act 2011, and for these figures to be taken forward and confirmed at Council in March 2016 as part of the Council Tax setting report.

- a. £x being the aggregate of the amounts which the Council estimates for the items set out in Section 32(2) (a) to (e).
- b. £x being the aggregate of the amounts which the Council estimates for the items set out in Section 32(3) (a) and (c) of the Act.
- c. £x as its budget requirement for the year, being the amount by which the aggregate at (a) above exceeds the aggregate at (b) above, calculated by the Council, in accordance with Section 32(4) of the Act.
- d. £x being the aggregate of the sums which the Council estimates will be payable for the year into its General Fund in respect of redistributed non-domestic rates, business rates top-up grant, revenue support grant, and additional corporate government grants.
- e. £x as the basic amount of its Council Tax for the year, being the amount at (c) above, less the amount at (d) above, all divided by the amount at 2.8 above, calculated by the Council, in accordance with Section 33 of the Act.

f.

for the following Valuation Bands:

	£		£
A	824.31	E	1,511.24
B	961.70	F	1,786.01
C	1,099.08	G	2,060.78
D	1,236.47	H	2,472.94

as the amounts to be taken into account for the year, under Section 30(2)(a) of the Act, in respect of categories of dwellings listed in different valuation bands, being the amounts given by multiplying the amount at (e) above by the number which, in the proportion set out in Section 5(1) of the Act, is applicable to all dwellings listed in each particular valuation band divided by the number which in that proportion is applicable to dwellings listed in Valuation Band D, calculated by the Council, in accordance with Section 36(1) of the Act.

- 2.10 To note that details of the precepts to the Council for Derbyshire Police Authority and Derbyshire Fire Authority, in accordance with Section 40 of the Local Government Finance Act 1992, will be presented to Council in March 2016.
- 2.11 To note that the Council Tax to be set for 2016/17 being the aggregate of the amount calculated by the Council at Appendix 2 and the precepts issued by the Council's major precepting authorities, in accordance with Section 30 of the Act, will be presented to Council in March 2016.
- 2.12 To note the revenue budget plans for 2017/18 and 2018/19 set out in section 5 of this report.
- 2.13 To note the feedback from the budget consultation detailed in appendices 7 to 11 and approve the Council Cabinet responses to consultation recommendations.
- 2.14 To delegate approval to the Director of Finance to make necessary adjustments in order to balance the budget when the final settlement is received.
- 2.15 To note the Dedicated Schools Grant for 2016/2017 is £205.464m. The unit rates of funding have remained at 2015/2016 levels; a cash flat settlement for the Schools and Early Years Blocks. £92.5m has been added nationally to the High Needs Block of which Derby received an allocation of £0.465m. Schools Forum are being consulted on the proposals which will be reported to Council Cabinet in February.

REASONS FOR RECOMMENDATIONS

- 3.1 The Council has a legal obligation to set a balanced budget for 2016/17, as prescribed in the Local Government Finance Act 1992 and associated Regulations.
- 3.2 The 2016/17 to 2018/19 budget proposals included within this report provides the resources framework for the delivery of Council priorities over the next three years.



Derby City Council

COUNCIL CABINET

20 January 2016

Report of the Chief Finance Officer

SUPPORTING INFORMATION

4. The Budget Process

- 4.1 The budget strategy approved by Council in November 2015 outlined a number of key principles which would be applied and explored during the budget development stage prior to consultation. These were:
- intending to raise council tax by 2% (or the relevant referendum threshold) in order to protect, as far as possible, services for the most vulnerable
 - reviewing at what level we provide statutory services
 - exploring all service delivery models
 - taking steps to manage demand, identify need and stop services as necessary
 - determining the broad capital strategy for the Council to support the delivery of core priorities
 - working with our partners to determine the appropriate customer pathways across partner organisations and establish financial savings across the public sector.
- 4.2 A series of Council Cabinet and Chief Officer Group meetings were held during the Summer and Autumn 2015 to challenge existing base budgets and scrutinise budget savings and pressures. These meetings were followed by more in depth Budget Challenge meetings led by the Leader of the Council.
- 4.3 The Council carried out a detailed consultation exercise between 02December 2015and 5January 2016 with Councillors, key stakeholder groups, members of the public, Trade Unions and the business community. Further details of the consultation process and feedback are included inappendices 7 to 11. The full consultation document can be found on the council's website.
- 4.4 There have been a number of key developments in the budget strategy since November 2015 including:
- The inclusion of a 2% social care precept to council tax from 2016/17 onwards. The Council is currently awaiting guidance from government on how this funding should be managed.
 - Inflation factors have been reviewed and applied to relevant budget headings,

which equate to approximately £8.7m over the three years.

- Confirmation and amendment to the borrowing requirements to support the capital programme, providing key service and transformation programmes.
- An estimated reduction of up to 78 full time equivalents (FTEs) is required to deliver the savings in 2016/17.
- Reserves have been scrutinised to highlight any uncommitted balances. The remaining uncommitted balances at 31 March 2016 are estimated to be approximately £7.1m, which is required to maintain an appropriate level of general reserves relative to the Council's net budget requirement, and also to support any significant risks in future years. Further information on the Council's reserves is included in a separate report on this agenda.

4.5 After taking into account all of the above changes and adjustments since the Council's three year revenue budget strategy was agreed by Council in November 2015, this report shows a balanced revenue budget position for the three years from 2016/17 to 2018/19. This is reliant on the delivery of permanent savings amounting to £19m by 2016/17 and a further £11m in 2017/18 and £15m in 2018/19.

4.6 Table 1 below summarises the final revisions that have been made to the 2016/17 to 2018/19 budget after receiving feedback from our consultation process and receipt of financial settlement.

Table 1 Final changes to 2016/17 to 2018/19

Change (cumulative)	2016/17 £000's	2017/18 £000's	2018/19 £000's
Budget Requirement at Consultation (restated)	216,577	208,528	207,874
Changes to inflation estimates	(51)	(205)	(350)
New Burdens associated with Independent Living Fund	1,207	1,207	1,207
Change in proposals (Paragraph 10.5)	152	3,913	4,670
Savings deferred (Paragraph 10.4)	241	0	0
Reduction in the use of reserves used (Paragraph 9.1)	926	89	1,132
Revised Budget Requirement	219,052	213,532	214,533
Funding Available at Consultation (restated)	216,577	208,528	207,874
Change to base funding assumptions	1,314	2,845	2,702
Change to specific grant assumptions	(2,006)	(1,894)	(4,423)
Increase in Business Rates funding and collection fund surplus	1,787	1,834	1,868
Better Care and Independent Living Funding	1,207	2,039	6,325
Change in Council Tax base	173	180	187
Revised Funding Available	219,052	213,532	214,533

The budget requirement and funding at consultation figures in table 1 have been restated to include the full year effect of the further transfer of Public Health 0-5 School Nursing responsibilities.

5. Resources Available

- 5.1 The Council's net revenue budget, which supports Directorate services, is funded from Government Grants, Business Rates and Council Tax income (which is paid by residential householders in the City).
- 5.2 The 2016/17 budget is based on a starting position of the latest 2015/16 budget. Base budget adjustments, to reflect the full year effect of changes approved in the existing budget strategy, along with further pressures and savings that have been identified to deliver a balanced budget.
- 5.3 From 1 April 2013, the Council retains 49% of Business Rates collected, and receives both a Top-Up Grant and a Revenue Support Grant from Government. The Council's Top-Up Grant has been fixed for 7 years and is increased annually by RPI, but the Revenue Support Grant continues to be subject to significant reductions.
- 5.4 The latest financial settlement only includes firm figures for 2016/17. Whilst indicative figures for 2017/18 and 2018/19 have been received these will be dependent on further review. For budget planning purposes we have modelled future years on a continuing trajectory of reductions in line with the latest information provided by central government. The government offer of a confirmed 4 year settlement will continue to be investigated as information becomes available.
- 5.5 There are a number of funding changes included in this report as summarised below:
 - The Revenue Support Grant provided by government is expected to reduce by £26.032m between 2015/16 and 2018/19, including reductions of £10.314m in 2016/17, £9.412m in 2017/18 and £6.306m in 2018/19.
 - We have assumed Council Tax increases of 3.99% in each year from 2016/17 to 2018/19 (including a 2% precept for social care), which equates to approximately £3.7m each year. The forecasts for 2017/18 and 2018/19 could change and will be the subject of further decision making as part of future years' budget processes. The actual level of resources from Council Tax in 2017/18 and 2018/19 will depend on the level of tax set for each of these years.
 - The New Homes Bonus Grant, which is based on the increase in domestic properties in Derby, is anticipated to continue, but with changes to the allocation criteria. The government are currently consulting on changes to the scheme. The funding we will receive from this grant in 2016/17 will be £4.780m with an estimated increase of £0.26m in 2017/18 and a decrease of £1.786m in 2018/19.
 - Public Health funding is expected to reduce by £2.817m between 2015/16 and 2018/19, including reductions of £1.810m in 2016/17, £0.502m in 2017/18 and

£0.505m in 2018/19.

- 5.6 Council Tax is calculated by reference to Band D, with Band A being 6/9(two thirds) of Band D, and Band H being 18/9 (double) of Band D. Band A is by far the most common Band in Derby. Police and Fire increases will be added once the Council has been notified of these values.
- 5.7 Paragraph 2.9(f) shows the planned Council Tax by band for Derby City Council services before the inclusion of increases relating to Derbyshire Police and Fire Authorities who calculate their own Council Taxes in addition to these. Derby City Council's statutory Council Tax calculation for 2016/17 is shown in Appendix 2.
- 5.8 The Council's calculated Council Tax, plus the Derbyshire Police and Fire Authority amounts, will be presented to the Council in March 2016 as part of the Council Tax setting report, in accordance with section 33 (1) of the Local Government Finance Act 1992.
- 5.9 Table 2 below summarises the budget changes proposed to the 2015/16 base budget to arrive at the revenue budgets for 2016/17, 2017/18 and 2018/19.

Table 2 Summary Revenue Budget Position for 2016/17 to 2018/19.

	2016/17	2017/18	2018/19
	£'000s	£'000s	£'000s
Adjusted net opening Budget (before one-off use of reserves)	230,048	223,387	219,341
Add Inflation	2,950	2,846	2,854
Add Pressures	9,398	3,670	7,590
Less Permanent Savings	(19,009)	(10,562)	(15,252)
Net Budget	223,387	219,341	214,533
Less Use of Reserves	(4,335)	(5,809)	0
Proposed Budget Requirement	219,052	213,532	214,533

- 5.10 Directorates and Cabinet Members should plan on the basis that the budget totals included here for 2017/18 and 2018/19 will be their working budget totals for those years and, therefore, it is very important that the savings proposals within the budget totals are implemented at the earliest opportunity.
- 5.11 The 2016/17 to 2018/19 budgets includes the planned use of £10.144m reserves to smooth the impact of required budget reductions. This enables reductions in budget to be delivered in a managed way.
- 6. Directorate Summaries**
- 6.1 Details of service budget strategies and key proposals for each Directorate are

outlined below:

People Services

- 6.2 The People Services Directorate was formed on 1st September 2015 and brings together Children and Young People Services and Adults and Health. The Directorate is a significant and complex service area for the Council, providing mainly statutory services to the people of Derby. The services include covering the provision of education and learning in Derby schools (and sometimes outside of Derby where specialist provision is required), specialist support including special educational needs and disabled children services, safeguarding of the most vulnerable children and adults and the associated regulatory duties. Adult social care supports older people as the single largest group of individuals, and also adults of working age with physical, mental health and learning disability support needs.
- 6.3 The overall aim of the Directorate is to:
- Ensure that children achieve their full potential in school
 - Safeguard vulnerable children and adults at risk, or likely to be at risk, of harm
 - To provide information and advice that enables people to make positive choices about their own well-being and avoid the need for statutory support
 - Provide time-limited interventions to help people through a crisis and recover their independence
 - To empower people with long term care needs to exercise choice and control over their support to maximise their independence and enhance their quality of life.
 - The assessment and monitoring of the health of communities and populations to identify health problems and priorities
 - The formulation of public policies designed to solve identified local health problems and priorities
 - To assure that all populations have access to appropriate and cost-effective care, including health promotion and disease prevention services
 - To work in partnership and co-operate with other organisations and bodies to achieve positive outcomes for children and adults.
- 6.4 The Directorate faces significant challenges within the current Medium Term Financial Plan; national reductions in local government funding in the context of increasing demographic demands on services, creation of academies and the associated reductions in funding and impact on People Services. The implementation of the Children and Families Act and the Care Act are the significant pieces of new legislation. The new requirements present the biggest challenge to People Services than any other in recent times.
- 6.5 Children and Adult social care budgets are under severe pressure nationally and

locally. The demand for services is increasing as a result of nationally reported safeguarding cases and increasing referral rates relating to high level need services for families and longer life expectancy for groups of vulnerable people. In particular, older people and adults of working age with learning disability are living longer. In the next five years there is forecast to be significant population growth increasing the demand for people related services. Increases in numbers of children with autism and complex learning needs have increased demands on specialist learning, care and health services.

- 6.6 The Council is keen to protect services for the most vulnerable adults, children and their families and takes its safeguarding and corporate parenting responsibilities (where children are placed in the care of the Council) very seriously.

Our approach to managing budget pressures and the need for savings is to:

- (i) Continue to invest in prevention, early intervention and enablement
- (ii) Reviewing decision-making to promote independence
- (iii) Sustain service levels by changing models of service
- (iv) Use effective procurement
- (v) Restructuring service functions and maximise integration with other agencies where we believe it is the right thing to do.

Communities and Place

- 6.7 The Communities and Place Directorate includes a wide range of diverse services that contribute to the quality of life for all residents within the city. The Directorate has responsibility for strategic plans covering Planning, Transport, Housing, Highways, Health and Safety and Waste Management, but also provides direct services in Leisure, Arts, Culture, Libraries, Waste Collection, Street Cleansing, Grounds Maintenance, Highway Maintenance, Community and Regulatory services, and works closely with Derby Homes, the Council's arms length housing management organisation, delivering our housing management responsibilities.
- 6.8 The budget available for 2016/17 has required the directorate to reconsider areas of statutory responsibility, and consider what really are the statutory minimum requirements. In doing so we have continued to ensure that efficiency is maximised, bureaucracy is removed and frontline services are protected as far as possible.
- 6.9 Key service areas have been challenged to show effective and efficient service delivery against benchmarks from both the public and private sectors. This has allowed the Council to review exactly what we provide, why we provide it and also the uptake of those services by customers.
- 6.10 In considering statutory services, we have also given significant scrutiny to discretionary services, considering what activities really bring the most benefit to the City, and contributing to the overall priorities of the Council.
- 6.11 We have had to look at changing, reducing or stopping certain service provision; this has not been done lightly and there are without doubt some difficult proposals for people to accept. Those services that are proposed to continue in future years will

be reviewed to ensure we deliver excellent value for money and bring benefits to the City.

- 6.12 The budget proposals include new revenue opportunities around fees and charges which will be set having regard to market rates.
- 6.13 As in all budget processes, prioritisation is a key requirement. Within Communities and Place this prioritisation reflects the need to deliver statutory services and also seeks to protect frontline services as far as possible. Services continue to develop and minimise costs through increased efficiency and transformation. However there are a number of key proposals that will significantly reduce discretionary service delivery, that simply have not been able to be prioritised within the available budgets.

Organisation and Governance

- 6.14 The Organisation and Governance Directorate was formed in September 2015 from the former Resources, Chief Executive's Office and Corporate Directorates to bring together support and statutory services vital for proper management and governance. The Directorate has responsibility for frontline services (including Revenues, Benefits and Customer Services), Finance, Procurement, Exchequer Services, HR, Equality, Legal, Democratic Services, Audit and Assurance, Strategic Services (including Communications and Performance), Information Systems, Business Support, Facilities Management and Treasury Management.
- 6.15 The services within this Directorate have made significant savings since 2010 as part of the Council's one Derby transformation programme. Further service savings will be delivered through service redesign, such as the Information Systems (IS) review, or through changes to support service levels as a result of the knock on effect of other Directorate service changes.
- 6.16 For budget planning purposes an early forecast of £3m of savings was anticipated from this Directorate (excluding Treasury Management budget savings which are considered in isolation). The IS review is forecast to deliver £1.310m over the next three years. Some transition reserves will be required to deliver these permanent savings.
- 6.17 In the medium term the Directorate will need to reconfigure to meet the demands it faces but within the level of resources it will have at its disposal. A number of alternative service delivery models are being explored.
- 6.18 The Council holds contingency budgets to meet the specific risks and future uncertainties facing the Council. Permanent budgets held in corporate contingencies will be reduced by £306,000 in 2016/17.
- 6.19 Reductions and changes to the Council's capital programme will create savings by reducing planned borrowing costs.

7. Budget Impact Assessments

- 7.1 The Council has to ensure it pays due regard to the Public Sector Equality Duty

during the budget planning process. In order to understand whether the budget proposals will have an adverse impact on any particular group of people or could result in direct or indirect discrimination - the Council completes Equality Impact Assessments – EIA's. These EIA's follow the guidance drafted by the Equality and Human Rights Commission.

- 7.2 The Council has completed an initial budget EIA (appendix 9) and subsequently undertook a detailed screening process of all pressures and savings proposals identified as part of the 2016/17 budget setting process. This screening focused on both financial and service factors to determine whether specific equality impact assessments required. For the financial assessment a significance level of 0.75% of total specific savings proposals was established and equates to approximately £150,000. Any proposals which reached this threshold were considered to establish if an EIA was required from a financial perspective. Senior officers also reviewed all pressures and savings proposals, focusing on the qualitative relevance of an EIA for each proposal and identifying those where an EIA was required from a service perspective.
- 7.3 This screening process has allowed the Council to identify key pressures and savings for which an EIA is required. The level of potential risk associated with each proposal has also been considered and all high risk areas were considered to require a specific equalities impact assessment. Lower risk proposals have been considered at a Directorate-wide level. For those service areas requiring a significant review, EIAs for specific proposals are currently being developed as part of the project planning work in each case.
- 7.4 It is recognised that the impact of savings may affect certain groups disproportionately, given the scale of savings required and the level of existing budget supporting customers with a high level of need. However, the Council has considered the impact across all service areas and believes that the approach taken is fair in order to reach a balanced position. Options to find alternative provision to support service change will continue to be explored.
- 7.5 As part of the EIA the Council invited a number of advisors from Derby Diversity Forum, Older People's Forum and Voices in Action – our young people's consultation group - to challenge the process. This group carried out an overarching equalities impact assessment on the 2016/17 savings proposals. This exercise led to recommendations being raised by the group, including identifying where they felt specific equality impact assessments were needed. In addition, the group intends to be part of the individual equality impact assessments to flag up any negative impact on equality groups and work out acceptable mitigating equality actions to reduce the impact. Responses to the recommendations are included at Appendix 9 to this report.
- 7.6 The Council also has a legal obligation to carry out Crime and Disorder Impact Assessments on its budget proposals under Section 17 of the Crime and Disorder Act 1998. The Council has a legal duty to do all that it reasonably can to reduce crime and disorder in the local area and improve people's quality of life as a result. The purpose of the duty is to give a focus to how decisions on the planning and delivery of Council's core services can make a significant difference for the crime and disorder reduction agenda, including anti-social behaviour, substance

misuse, and behaviour adversely affecting the environment.

- 7.7 The Council has undertaken a review of all budget savings proposals to identify any which may have an impact under Section 17 of the Crime and Disorder Act 1998. Actions to mitigate specific risks arising from the assessments will form part of the detailed implementation plans.

8. Delivery of Corporate Outcomes

- 8.1 The Council's proposed priorities are based on Derby's 15 year vision – 'Derby 2030: A safe, strong and ambitious city'. We will continue to work closely with partners in the City to develop and achieve this vision.
- 8.2 Considerations of the Council's priorities 'safe, strong, ambitious and resilient' are reflected in the budget proposals included in this document. Over the next few months we will review and update the Council Plan in line with the budget proposals and wider strategies/plans.

9. Use of Reserves

- 9.1 The 2016/17 to 2018/19 budgets includes the planned use of £10.144m reserves. The Council has not previously considered using this level of reserves to support the MTFP. However due to the severity and profile of funding cuts anticipated in this MTFP it is appropriate to use reserves to smooth the reduction in Council budgets. The same financial position is reached by year 3 of the MTFP.
- 9.2 The General Reserve of £7.143m has been maintained at around 3% of the budget requirement, including schools budgets (as at 31 March 2015). With increased risks and uncertainties with the budget it is prudent to continue with these same levels as previously maintained. A separate report assessing the robustness of estimates and adequacy of reserves held by the Council is presented as a separate agenda item to this meeting.

10. Communication and Consultation

- 10.1 The Council carries out consultation on its spending proposals on an on-going basis. The outcomes of many pieces of consultation have influenced what Cabinet Members and Officers have put forward as proposals in this budget. Therefore, when the Council budget proposals are made public each year, maximum effort goes in to communicating the proposals. We also carry out a detailed consultation process with Councillors through the Council's Scrutiny Boards and the meetings with statutory bodies including the Trade Unions and business community.
- 10.2 This year's process included ...
- a. The budget simulator.
 - b. Special meeting of the Council's Overview and Scrutiny. Appendix 8 summarises the recommendations of the Boards and the Cabinet's response to them.

- c. Meetings including representatives from Business Ratepayers, Trade Unions; Disabled People's, Minority Communities, Gender and Sexuality Diversity, Older People's and Derby 50+ Forums; and to young people through 'Voices in Action' Details of these meetings are included in appendices 7 to 11.
- d. A media briefing about the budget proposals and the publishing of all relevant information on the Council's website.
- e. Public meetings including open discussion and hosting of a Radio Derby event.

10.3 A summary of feedback of responses from the public is included in appendix 11. A proportion of responses disagree with the proposals, which is expected given the scale of the financial challenge we face. The Council will continue to speak to interested parties and the public and business community to mitigate the impact of the cuts which have to be applied. These conversations will be on-going.

10.4 Following consultation Cabinet have agreed changes to the Council's budget proposals for 2016/17 to 2018/19. These changes defer savings for one year until 2017/18 whilst proposals are reviewed.

- £109,000 reduction in the B line travel subsidy saving
- £56,000 removal of CCTV
- £76,000 reduction in Derby Advice

This change is reflected in the detailed breakdown of savings proposals presented at Appendix 6.

10.5 During the consultation period proposed savings and pressures have been confirmed arising in some adjustments with a net change of £4,670,000:

- Increased Treasury Management savings totalling (£3,730,000) across the MTFP
- Apprentice Levy legislation pressure of £400,000 added from 2017/18
- Removal of staffing terms and conditions savings of £1,200,000 in 2017/18 and £2,400,000 in 2018/19
- Addition of pressures for the continuation of the Care Act and demographic pressures for social care of £1,500,000 in 2017/18 and £2,500,000 in 2018/19
- Addition of £400,000 pressure in 2016/17 due to an estimated reduction in Markets income

The details of the final pressures and savings are shown in appendices 5 and 6.

11. Management of Budget Risks

11.1 The budget proposals in this report represent the Council's estimated revenue

position for 2016/17 to 2018/19. The identified pressures will inevitably change as new factors give rise to different financial consequences in the course of time.

- 11.2 The forecast budget for 2017/18 and 2018/19 highlights the significant levels of savings required to balance the budget in the medium term.
- 11.3 Although the 2016/17 spending review was a provisional three year settlement further clarification is still required for 2017/18 and 2018/19. Future levels of government funding will be dependent on the spending review taking place in the autumn of 2016; but changes have been announced to Better Care Funding, localisation and retained business rates and new home bonus funding which will have a significant impact on the future financing of the Council.
- 11.4 The budget is also modelled on a level of Council Tax increase for 2017/18 and 2018/19 of 3.99% which may change.
- 11.5 It is therefore very important that the Council takes a view on the risks detailed below and makes sure reserves are set aside to address these. In relation to general risks the amount attributed to services includes a best estimate of service inflation and pressures.
- 11.6 In previous years the Council has maintained unallocated contingency budgets to mitigate these budget risks, these contingencies were removed as part of the 2015/16 budget setting process. To ensure the Council has an effective risk budget approach the budget risk reserve now includes an allowance to meet budget uncertainties. The level of reserves will ensure that funds are available to meet in year pressures until permanent solutions can be identified in the subsequent budget process.

Specific Risks

- 11.7 There are a number of specific risks associated with the planned budget.
- 11.8 **Staffing Savings** – The further reduction in staffing levels in 2016/17 will inevitably have an impact on service response which will need to be managed closely. To manage staff savings vacancy control will be considered in the first instance and voluntary redundancy wherever possible.
- 11.9 **Service Savings** – with a significant volume of savings required in 2016/17 there is a risk of slippage through unforeseen delays and the timing of savings delivery. Plans within Directorates need to be managed robustly in order to limit the requirement to call on reserves.
- 11.10 **Income** – the budget is supported by approximately £100m of external income and services therefore need to continually develop creative plans to ensure that this level of income is sustained. Several service areas have included proposals within the MTFP to increase income which further increases this risk.

- 11.11 **Council Tax** – collection rates in Derby are forecast at 98.5% although this will need to be continually monitored. The budget also includes a level of known and assumed growth in the Council Tax base for 2016/17, 2017/18 and 2018/19.
- 11.12 **Contingencies** – the Council no longer hold unallocated contingencies which remove the ability to permanently respond to emerging pressures.
- 11.13 **Pensions** – given the range of changes to the future workforce profile, market performance and potential changes to the scheme this remains as a key risk.
- 11.14 **Pay and Reward** – the Council is in the process of implementing the Pay and Reward strategy. The level of funding set aside continues to be a risk until we have more certainty.
- 11.15 **Redundancy Payments** – forecast future redundancy payments are based on information gathered during the previous programme. We anticipate that we have set aside sufficient to finance the required one-off payments for 2016/17, however the actual impact is only known when specific details come forward.
- 11.16 **Reserves** – The balance of using and holding reserves is a risk regularly reviewed.
- 11.17 **Treasury Management** – the current financial climate impacts on our borrowing and investment strategies, which support the revenue budget and capital programmes. We continue to monitor these on a daily basis.
- 11.18 **Cross-Directorate Savings** – the extent to which savings are becoming increasingly difficult to identify and deliver is a significant risk. Future savings will be heavily reliant upon a rationalisation of services which the Council continues to directly fund.
- 11.19 **Inflation** – Inflation is currently low due to the current economic climate, the inflation assumptions included in the MTFP assume this trend will continue. Levels of inflation will continue to be monitored to assess the level of risk exposure, and how any such risks could be addressed within existing budgets.
- 11.20 **Retained Business Rates** – Since the introduction of retained business rates on 1 April 2013 the Council has been liable for 49% of appeals. Large appeals cause fluctuations in level of income the Council collects. To manage the risk of appeals the Council holds a provision of £7.2m.

Further Opportunities and Risks

- 11.21 There are a number of areas of finance yet to be announced by government which may affect the Council's MTFP for 2016/17 to 2018/19:
- **Final Financial Settlement 2016/17:** The Council received its provisional financial settlement for 2016/17 in December 2015. The final confirmed settlement is not expected to be received until February 2016. This final settlement may vary from the provisional figures provided, but these changes are not expected to be significant.

- Better Care Funding for 2017/18 and 2018/19 has been announced however there remains some uncertainty whether this funding will be directly allocated to the Council.

12. Revenue Budget Position as at 20 January 2016

- 12.1 The current budget proposals show a balanced revenue budget position for 2016/17 to 2018/19. With a legal requirement to set a balanced budget for 2016/17 this position is reliant upon delivering permanent savings of £19m during 2016/17 and the Council will face significant challenges in ensuring that these targets are met.

OTHER OPTIONS CONSIDERED

- 14.1 Not Applicable

This report has been approved by the following officers:

Legal officer	Janie Berry (Director of Governance and Monitoring Officer)
Financial officer	Mark Nash (Corporate Group Accountant)
Human Resources officer	Janie Berry (Director of Governance and Monitoring Officer)
Estates/Property officer	n/a
Service Director(s)	Martyn Marples (Director of Finance and s151 Officer), Nick O'Reilly (Director Of Digital Services)
Other(s)	Ann Webster (Equality and Diversity Lead)

For more information contact:	Martyn Marples (Director of Finance and s151 Officer)
Background papers:	Budget consultation documents and strategy reports
List of appendices:	Appendix 1 – Implications Appendix 2 – Council tax statutory calculation 2016/17 Appendix 3 – Changes to Grant funding 2016/17 Appendix 4a – Revenue Budget Summary 2016/17 Appendix 4b – Revenue Budget Summary 2017/18 Appendix 4c – Revenue Budget Summary 2018/19 Appendix 5 – Schedule of Budget Pressures Appendix 6 – Schedule of Budget Savings Appendix 7 – Extract of the minutes of the statutory meeting with Corporate Joint Committee Appendix 8 – Corporate Scrutiny and Governance Board Budget Consultation: Schedule of Recommendations Appendix 9 – Feedback from Budget-wide Equality Impact Assessment Group Appendix 10 – Budget Equality Impact Assessment Update Appendix 11 – Consultation feedback Appendix 12 – Minutes of Budget Consultation – Non-Domestic Rate Payers and the Business Community and Partners

IMPLICATIONS

Financial and Value for Money

- 1.1 As described in the report.

Legal

- 2.1 The Council is obliged to set a balanced budget for 2016/17. It must calculate the Council Tax for the City Council's own budget requirement in accordance with the methodology detailed in Sections 33 (1) of the Local Government Finance Act 1992. The Council cannot delegate these responsibilities. The role of Cabinet is to advise the Council.
- 2.2 In setting its budget, the Council is obliged to take account of spending guidance issued by the Government, including the availability of reserve capping powers.
- 2.3 Pursuant to section 149 Equality Act 2010, the Council must , as part of exercising its functions, including decision making, have due regard to
- eliminate discrimination, harassment, victimisation and any other conduct that is prohibited by or under the Act,
 - advance equality of opportunity between persons who share a relevant protected characteristic and persons who do not share it; and
 - foster good relations between persons who share a relevant protected characteristic and persons who do not share it

Section 4 Equality Act 2010 prescribes protected characteristics as:

- Age
- Disability
- Gender reassignment
- Marriage and civil partnership
- Pregnancy and maternity
- Race
- Religion or belief
- Sex
- Sexual orientation

All Members of the Council must, as part of their individual and collective decision making responsibilities, have full consideration of, and due regards to, the contents of the Equality Impact Assessment relating to the budget proposals contained within this Report.

Personnel

- 3.1 Specific personnel proposals arising from the budget decisions made as a result of this report will be dealt with in accordance with normal personnel procedures and approval arrangements, including consultation with trade unions.

IT

- 4.1 None directly arising.

Equalities Impact

- 5.1 The Council's budget consultation has extended to the relevant groups that advise on equalities issues and a response to the most relevant issues arising during consultation meetings is given as part of this report.
- 5.2 A budget-wide Equality Impact Assessment has been carried out in conjunction with a panel of advisors from Derby Diversity Forum and Older People's Forum.
- 5.3 It is imperative to complete the Pay and Reward Review to ensure an equality proof job evaluation scheme.

Health and Safety

- 6.1 A review of all budget savings proposals to identify any which may have an impact under section 17 of the Crime and Disorder Act 1998 has been carried out and specific detailed assessments will be included within the planning work for any relevant savings

Environmental Sustainability

- 7.1 None directly arising

Property and Asset Management

- 8.1 The revenue budget includes borrowing costs to support funding for the Council's Capital Programme. Individual savings proposals may also impact on the Council's asset management. These are explained more fully in appendix 6 and in the Capital Programme report also presented to this meeting.

Risk Management

- 9.1 As described in Section 11 of the report.

Corporate objectives and priorities for change

- 10.1 There is a close relationship between the budget and the Council's corporate outcomes. Further details are provided in section 8 of this report.

Appendix 2

COUNCIL TAX STATUTORY CALCULATION 2016/17
--

Derby City Council Budget Requirement 2016/17	R	£219,052,385
Retained Business Rates		£45,250,473
Business Rates Top Up Grant		£13,269,733
Revenue Support Grant		£34,615,850
Collection Fund Surplus – Council Tax		£1,021,488
Other Specific Grants		£44,353,410
	P	£138,510,954
Council Tax Requirement	C= R-P	£80,541,431
Tax Base for Tax Setting (Band D)	T	65,138.20
Basic Amount of Council Tax	C / T	£1,236.47

		Derby
Band A – (Disabled)	5/9	686.93
Band A	6/9	824.31
Band B	7/9	961.70
Band C	8/9	1,099.08
Band D	9/9	1,236.47
Band E	11/9	1,511.24
Band F	13/9	1,786.01
Band G	15/9	2,060.78
Band H	18/9	2,472.94

Council Tax 2015/16	£1,189.03
Unadjusted Increase Band D	£47.44
Unadjusted % Increase Band D	3.99%

CHANGES TO GRANT FUNDING 2016/17

	Final	<u>2016/17 STATEMENT</u>		
	Final	Final	Difference	
	2015/16	2016/17	£m	%
	£m	£m		
<u>REVENUE SUPPORT GRANT, TOP UP AND BUSINESS RATES</u>				
Revenue Support Grant	44.930	34.616		
Retained Business Rates	42.929	45.250		
Business Rates Top-Up Grant	13.160	13.270		
Prior Year Business Rates Collection Fund Surplus / (Deficit)	2.956	(0.174)		
REVENUE SUPPORT GRANT & BUSINESS RATES	103.975	92.962	(11.013)	(10.6%)
<u>SPECIFIC GRANTS</u>				
- Public Health Grant	21.898	20.088		
- Education Services Grant	3.188	2.789		
- Housing and Council Tax Subsidy Admin Grant	1.570	1.335		
- Better Care Fund	11.105	11.105		
- Adult Social Care (one off)	1.285	0.000		
- New Homes Bonus	3.773	4.654		
- Redistribution of New Homes Bonus Top-Slice	0.168	0.126		
- Lead Local Flood Grant	0.034	0.000		
- Independent Living Fund	0.000	1.207		
- Extended Rights to Free Travel	0.072	0.054		
- Local Reform and Community Voices Grant	0.155	0.116		
- Council Tax Support Grant	0.062	0.000		
- SFA s31 grant business rates cap, SBRR, Retail Relief	2.266	1.920		
- Troubled Families	0.854	0.960		
Total Specific Grants	46.430	44.354		
REVENUE SUPPORT GRANT, BUSINESS RATES & SPECIFIC GRANTS	150.405	137.316	(13.089)	(8.7%)
<u>COUNCIL TAX</u>				
Council Tax Requirement	75.195	80.541		
Prior Year Collection Fund Surplus / (Deficit)	2.380	1.195		
Council Tax	77.575	81.736	4.161	5.3%
Total Resources	227.980	219.052	(8.928)	(3.9%)

Appendix 4a

Overall Summary By Directorate – Revenue Budget 2016/2017

SERVICE ACTIVITY	Controllable 2015/16 Base Budget (restated) £000's	Budget Changes			Controllable 2016/17 Budget £000's
		Inflation £000's	Pressures £000's	Savings £000's	
People Services	137,353	2,111	2,922	(5,758)	136,628
Communities and Place	46,546	474	550	(5,453)	42,117
Organisation and Governance	46,149	365	5,926	(7,798)	44,642
Total Directorate Budgets	230,048	2,950	9,398	(19,009)	223,387
Less transfer with reserves:					
From service reserves	(1,475)				0
From corporate reserves	(593)				(4,335)
Net Budget Requirement	227,980				219,052
Funded By:					
Retained Business Rates	(42,929)				(45,250)
Business Rates Top Up Grants	(13,160)				(13,270)
Revenue Support Grant	(44,930)				(34,616)
Prior Year Collection Fund (Surplus) or Deficit	(5,336)				(1,021)
Income raised from Council Tax	(75,195)				(80,541)
Specific Grants	(46,430)				(44,354)
Total Resources	(227,980)				(219,052)

Appendix 4b

Overall Summary By Directorate – Revenue Budget 2017/2018

SERVICE ACTIVITY	Controllable 2016/17 Base Budget £000's	Budget Changes			Controllable 2017/18 Budget £000's
		Inflation £000's	Pressures £000's	Savings £000's	
People Services	136,628	2,154	2,500	(4,401)	136,881
Communities and Place	42,117	324	0	(3,321)	39,120
Organisation and Governance	44,642	368	1,170	(2,840)	43,340
Total Directorate Budgets	223,387	2,846	3,670	(10,562)	219,341
Less transfer with reserves:					
From service reserves	0				0
From corporate reserves	(4,335)				(5,809)
Net Budget Requirement	219,052				213,532
Funded By:					
Retained Business Rates	(45,250)				(46,372)
Business Rates Top Up Grants	(13,270)				(13,531)
Revenue Support Grant	(34,616)				(25,203)
Prior Year Collection Fund (Surplus) or Deficit	(1,021)				0
Income raised from Council Tax	(80,541)				(84,270)
Specific Grants	(44,354)				(44,156)
Total Resources	(219,052)				(213,532)

Appendix 4c

Overall Summary By Directorate – Revenue Budget 2018/2019

SERVICE ACTIVITY	Controllable 2017/18 Base Budget £000's	Budget Changes			Controllable 2018/19 Budget £000's
		Inflation £000's	Pressures £000's	Savings £000's	
People Services	136,881	2,196	3,500	(3,000)	139,577
Communities and Place	39,120	295	0	(6,773)	32,642
Organisation and Governance	43,340	363	4,090	(5,479)	42,314
Total Directorate Budgets	219,341	2,854	7,590	(15,252)	214,533
Less transfer with reserves:					
From service reserves	0				0
From corporate reserves	(5,809)				0
Net Budget Requirement	213,532				214,533
Funded By:					
Retained Business Rates	(46,372)				(47,921)
Business Rates Top Up Grants	(13,531)				(13,930)
Revenue Support Grant	(25,203)				(18,898)
Income raised from Council Tax	(84,270)				(88,167)
Specific Grants	(44,156)				(45,617)
Total Resources	(213,532)				(214,533)

Appendix 5

Schedule of Budget Pressures

Directorate	Proposed Change	£000's			
		2016/17	2017/18	2018/19	Total
People Services	Increased cost of Looked After Children placements	2,000	0	0	2,000
People Services	Effect of National Living Wage on Commissioned Care	1,000	1,000	1,000	3,000
People Services	Removal of one-off Care Act pressure included in 2015/16 budget	(1,285)	0	0	(1,285)
People Services	Continuation of Care Act and demographic social care pressures	0	1,500	2,500	4,000
People Services	Independent Living Fund pressures	1,207	0	0	1,207
People Services Pressures		2,922	2,500	3,500	8,922
Communities and Place	Removal of Livewell income targets	150	0	0	150
Communities and Place	Reduction in Market income	400	0	0	400
Total Communities and Place Pressures		550	0	0	550
Organisation and Governance	Permanent costs of implementing Job Evaluation	3,337	1,188	1,089	5,614
Organisation and Governance	Increased national insurance rate	1,600	0	0	1,600
Organisation and Governance	Enhancing the Governance & Risk team resource	190	0	0	190
Organisation and Governance	Enhancing Customer Services resources	404	0	0	404
Organisation and Governance	Enhancing Democratic Services	75	0	0	75
Organisation and Governance	Enhancing the revenues and benefits collection and recovery team	100	2	1	103
Organisation and Governance	Reversal of one-off 2015/16 Serco pressure	(50)	0	0	(50)

Directorate	Proposed Change	£000's			
		2016/17	2017/18	2018/19	Total
Organisation and Governance	Bring forward ICT saving	420	(420)	0	0
Organisation and Governance	Removal of resources project team	(150)	0	0	(150)
Organisation and Governance	Organisation wide future pressures	0	0	3,000	3,000
Organisation and Governance	Apprentice Levy	0	400	0	400
Total Organisation and Governance Pressures		5,926	1,170	4,090	11,187
TOTAL PRESSURES		9,398	3,670	7,590	20,658

Appendi
x 6

Schedule of Budget Savings

Directorate	Proposed Change	2016/17 £000	2017/18 £000	2018/19 £000	Total £000
People Services	Reduction in commissioning capacity	(120)	0	0	(120)
People Services	Efficiencies in Post 16 transport	0	(100)	(100)	(200)
People Services	Expansion of commercial activities within the commissioning function	(100)	(100)	0	(200)
People Services	Reconfiguration of children's centres	(75)	(226)	0	(301)
People Services	Expansion of commercial activities within learning and inclusion	0	(125)	0	(125)
People Services	Efficiencies from reviewing residential placements for children in care	(100)	(800)	(1,200)	(2,100)
People Services	Review of Voluntary Sector Grants and Community Legal Advice Centres (CLAC) contract	(773)	(500)	0	(1,273)
People Services	Remodelling of the service model for Council owned Care homes and Day services.	0	(209)	(200)	(409)
People Services	Reviewing Home First operating model to deliver efficiencies	0	(843)	0	(843)

Directorate	Proposed Change	2016/17 £000	2017/18 £000	2018/19 £000	Total £000
People Services	Reviewing alternative delivery models for Housing Related Support	0	(1,382)	0	(1,382)
People Services	Refocus of provision to the Livewell service	(300)	0	(1,000)	(1,300)
People Services	Integration of community child health services	(900)	0	(400)	(1,300)
People Services	Termination of Council funded element of the Drugs and Alcohol team	(86)	0	0	(86)
People Services	Efficiencies from retendering of sexual health contract	0	0	(89)	(89)
People Services	Reduction of Community Support, Transitions and Mental Health services budgets as a result of current demographics and the deferment of stage two of the Care Act	(3,304)	0	0	(3,304)
People Services	Removal of the in-house domestic violence service provision	0	(116)	(11)	(127)
Total People Services Savings		(5,758)	(4,401)	(3,000)	(13,159)
Communities and Place	Deletion of two posts from Trading Standards	(75)	0	0	(75)
Communities and Place	Increased income generation in the Occupational Health, Safety and Welfare Service.	(50)	0	0	(50)
Communities and Place	Decommissioning of water features	(63)	0	(32)	(95)
Communities and Place	Removal of festive lights funding	(114)	0	0	(114)
Communities and Place	Efficiencies in energy management	(22)	(20)	(44)	(86)
Communities and Place	Efficiencies in property maintenance repairs budgets in line with the service review process	0	0	(730)	(730)
Communities and Place	Removal of property lease budget which is no longer required	(18)	0	0	(18)
Communities and Place	Increase in bulky waste collection charges	(53)	0	0	(53)
Communities and Place	Increase in trade waste collection charges	(40)	0	0	(40)
Communities and Place	Delivery of education campaigns to encourage recycling and composting of waste	(177)	(100)	0	(277)
Communities and Place	Realignment of waste management budgets to reflect current tonnages	(250)	0	0	(250)
Communities and Place	Removal of funding for CCTV	0	(56)	0	(56)
Communities and Place	Increase income generation in parking services	(200)	(300)	(200)	(700)
Communities and Place	Removal of Council funding for Cycle Derby	(29)	0	0	(29)

Directorate	Proposed Change	2016/17 £000	2017/18 £000	2018/19 £000	Total £000
Communities and Place	Remodelling of transport for vulnerable adults and children service provision to achieve contract savings	(40)	0	0	(40)
Communities and Place	Increased income generation from highways development control services	(40)	0	0	(40)
Communities and Place	Withdrawal of Council funding for School Crossing Patrols	(47)	(100)	0	(147)
Communities and Place	Removal of revenue funding for small scale reactive traffic management work	(140)	0	(100)	(240)
Communities and Place	Removal of discounted travel concessions for young people	0	(146)	0	(146)
Communities and Place	Reduction in number of Highways and Engineering inspectors and maintenance operatives posts	(127)	(40)	0	(167)
Communities and Place	Reducing brightness of street lights during off-peak periods	(68)	0	0	(68)
Communities and Place	Various cuts to flood risk management team including number of inspections and number of back office support staff	(67)	0	0	(67)
Communities and Place	Elements of City Centre programme stopped, i.e. Christmas Lights Switch-on and Ice Rink	(73)	(10)	0	(83)
Communities and Place	Reduction in staffing and level of marketing activity for Leisure, Culture and Tourism departments	(48)	0	(542)	(590)
Communities and Place	Review of catering services across Leisure and Culture Department	(147)	0	0	(147)
Communities and Place	Regular funding to partner arts organisations reduced by 30% and miscellaneous discretionary budgets removed	(131)	(23)	(270)	(424)
Communities and Place	Strategic review of libraries service	0	(336)	(337)	(673)
Communities and Place	Increased income generation from sports pitches hire	(16)	(16)	0	(32)
Communities and Place	Review of Pool programme at Queens to maximise usage and income	(42)	(50)	(122)	(214)
Communities and Place	Closure of Moorways swimming pool	(214)	(54)	(100)	(368)
Communities and Place	Efficiencies in the Derby Arena subsidies as the venue adopts a more commercial approach	0	(400)	(533)	(933)
Communities and Place	Increased income generation and efficiencies from the Museums Trust with the removal of the remaining Council funding in 2018/19	(170)	0	(684)	(854)
Communities and Place	Merging of the Tourist Information Centre with Derby LIVE Box Office; ceasing membership of Visit Peak District and Derbyshire and ending	(158)	(56)	(104)	(318)

Directorate	Proposed Change	2016/17 £000	2017/18 £000	2018/19 £000	Total £000
	the Osnabruck Envoy arrangements.				
Communities and Place	Reduce maintenance of Bus Station, bus stops and shelters	(71)	(98)	(48)	(217)
Communities and Place	Reduction in concessionary fares budgets	(200)	0	0	(200)
Communities and Place	Reduction of grounds maintenance services including; cessation of weed spraying around objects; reduction of grass cutting of highway verges; removal of shrub beds; cessation of sweeping of parks pathways and the cessation of maintaining sports pitches.	(56)	(114)	(221)	(391)
Communities and Place	Additional income generation in planning services and the deletion of temporary and non-statutory posts.	(282)	(76)	(113)	(471)
Communities and Place	Reduction in street cleansing service levels with the removal of one footway and one road sweeping vehicle and crew. Alongside the removal of one mobile cleaning team and vehicle.	(96)	(11)	0	(107)
Communities and Place	Review of management and supervisory staff across grounds maintenance and street cleansing.	(141)	(41)	0	(182)
Communities and Place	Closure of the Public Convenience facilities at Victoria Street and termination of the contracts for the three remaining automated public conveniences in the city.	(50)	(79)	0	(129)
Communities and Place	Reduction in the budgets for the Housing Options and Advice service and the Derby Advice Service.	(148)	(300)	0	(448)
Communities and Place	Reduction in the core funding of regeneration projects to be replaced, as far as practicable, with external public and private funding.	(40)	(70)	(89)	(199)
Communities and Place	Withdrawal of economic regeneration funding	0	0	(296)	(296)
Communities and Place	Efficiencies in the management and operation of the Housing Management and Repairs services.	(500)	(300)	0	(800)
Communities and Place	Acquisition of new investment property stock to generate additional rental income	0	(400)	(500)	(900)
Communities and Place	Review of outdoor events programme including; cessation of the Darley Park Concert, Bonfire and Fireworks; staffing restructure to retain the capacity to manage the commercial City Centre programme	(173)	(85)	(76)	(334)

Directorate	Proposed Change	2016/17 £000	2017/18 £000	2018/19 £000	Total £000
	and consideration of offering our facilities to commercial operators.				
Communities and Place	Efficiencies from the reconfiguration of the Community Safety and integration Service; retaining a core function currently until 2018/19.	(917)	0	(550)	(1,467)
Communities and Place	Staff reductions and efficiencies within leisure services resulting in the closure of water play facilities at Arboretum Park and further rationalisation of football provision.	(60)	0	(506)	(566)
Communities and Place	Removal of Assembly Rooms residual budget	0	0	(153)	(153)
Communities and Place	Efficiencies and income generation from a review of overall service delivery for Leisure services.	(100)	(40)	0	(140)
Communities and Place	Discontinue the provision of a programme of cultural events at Derby Arena.	0	0	(103)	(103)
Communities and Place	Removal of Council funding for Leisure facilities to be replaced where possible with external funding.	0	0	(320)	(320)
Total Communities and Place Savings		(5,453)	(3,321)	(6,773)	(15,547)
Organisation and Governance	Information Systems (IS) review, including decommissioning of current IT contract	(786)	(241)	(283)	(1,310)
Organisation and Governance	Restructure of Customer Management section including the merger of a number of posts and the removal of temporary posts.	(93)	0	0	(93)
Organisation and Governance	Removal of the Job Evaluation contingency	(306)	0	0	(306)
Organisation and Governance	Efficiencies from the reduction in level of support services support required	0	(74)	(1,217)	(1,291)
Organisation and Governance	Service changes including service privatisation, shared services, combined services and through the devolution programme.	0	(2,100)	(2,021)	(4,121)
Organisation and Governance	Re-profiling of borrowing costs	(4,647)	1,244	3,958	555
Organisation and Governance	Repayment of transferred debt	(1,607)	144	97	(1,366)

Directorate	Proposed Change	2016/17 £000	2017/18 £000	2018/19 £000	Total £000
Organisation and Governance	Reprofiling and reduction of capital programme	(111)	(486)	(782)	(1,379)
Organisation and Governance	Review of Council Tax Support scheme	0	(800)	0	(800)
Organisation and Governance	Implementation of service absorbed increments	0	(1,188)	(1,089)	(2,277)
Organisation and Governance	Removal of ICT capital programme and overprogramming	(248)	661	(4,142)	(3,729)
Total Organisation and Governance Savings		(7,798)	(4,040)	(5,479)	(18,547)
TOTAL SAVINGS		(19,141)	(10,430)	(15,252)	(44,823)

TU Budget Consultation Meeting
2 December 2015 at 11am
The Council Chamber, First Floor
Council House

Extract of Minutes of the Meeting

Present	Members:
	Councillor Ranjit Banwait – The Leader of the Council – Chair
	Councillor Sarah Russell
	Councillor Lisa Eldret
	Councillor Baggy Shanker
	Councillor Fareed Hussain
	Councillor Martin Repton
	Officer Side:
	Paul Robinson – Chief Executive
	Janie Berry – Director of Governance
	Martyn Marples – Director of Finance and Procurement
	Liz Moore – Acting Head of HR
	Trade Union (TU) Side:
	Denise Tinley – GMB
	Maggie Fennell - GMB
	Adrian Morgan - UNISON Regional Officer
	Arlette Kelly – UNISON
	Paul Berrisford – UNISON
	Sue Bonser - UNISON
	Julia Redfern - UNISON
	Nathan Rennocks – UNITE
	Richard Hemstock - UNITE
	Sue Arguile - NUT
	Wendy Hardy - ATL
	Sheila Rollinson - NASUWT

4	Revenue Budget proposals 2016/17	
4.1	<p>Overview from the Leader</p> <p>The Leader of the Council gave an overview of the challenges facing the Council and how the Council was trying to respond to the budget reductions. He outlined the difficulties in setting this year's budget. He reiterated that he and senior officers of the Council had met with government representatives in Whitehall in September 2015 to set out the financial challenges for the Council.</p> <p>The Chief Executive confirmed that the budget consultation document, Derby's 15 Year Vision and Budget Consultation 2016 to 2019, which was circulated in the meeting, set out the Council's budget proposals for the next three years. He explained that it was absolutely the intention to transform services to try to protect services and jobs, and that the both the employer side and the Trade Unions needed to work together to review operating practices.</p>	
4.2	<p>Overview of the Budget</p> <p>The Director of Finance gave an overview presentation of the Budget and the Medium Term Financial Plan. He advised that the Council was once again facing unprecedented budget savings, and that both members and officers had worked very hard to produce a balanced budget for the next three years. He stated that the overall savings required in the next three years was £45 million, as a result of changes to income; budget pressures including the impact of job evaluation, NI increases and increases on the national living wage; and also inflation. The Director confirmed that in the profile of savings more savings were identified in the first year than the second, and that it was proposed to use £5 million of reserves in 2016/17 and nearly £6 million of reserves in 2017/18.</p> <p>The Director of Finance confirmed that in future service cost reviews of statutory services would be anticipated to consider if services could be provided at lower cost, and staff productivity would also need to be considered.</p> <p>He outlined the budget consultation timeline, and stated that the public budget consultation ended on 5th January 2016.</p>	
4.3	Response from the Trade Unions	
	The NUT representative stated that they would like to see more	

	<p>emphasis on local authorities joining together to respond nationally to the financial situation for local government.</p> <p>The Leader responded that the Fair Deal for Derby had been extended into the Fair Deal for Local Government. He confirmed that Councillor Eldret leads the TULO meetings and encouraged the Trade Unions to work with her to come up with ideas in relation to the budget.</p> <p>Councillor Eldret stated that she would welcome the opportunity, through TULO, to consider the Council's working practices, and she encouraged the Trade Unions to think creatively about this.</p> <p>The GMB representative raised a query around how a budget reduction can be implemented, and then there appear to be alternative funding found. They gave the specific example of hanging baskets in the previous year. The Chief Executive reiterated the circumstances in which Members have to make decisions, and confirmed that in relation to the hanging baskets the overall savings were achieved and there had been no increase in the base budget, but a one off fee.</p>	
--	---	--

Corporate Scrutiny and Governance Board

Recommendations from the Budget Scrutiny Meeting held on Tuesday 15 December 2015

Revenue and Capital Budget Proposals 2016-19

Recommendation 1

To ensure that through the delivery of efficiency savings in the review of the Home First service, preventative measures remain in place to enable people to remain at home for longer.

Reason for recommendation

Members felt that preventative measures to enable people to stay in their own homes for longer and prevent hospital admissions would suffer through the delivery of efficiency savings as part of the Home First review. Members felt that preventative measures were important to protect those that are at risk of becoming vulnerable or more vulnerable without these measures.

Cabinet Response

Adult services shall continue to work closely with our health colleagues to ensure appropriate services are in place to support hospital discharge and keep people independent in their own homes for as long as possible. Enablement remains a key part of the “your life your choice” adult social care strategy to protect vulnerable people.

Recommendation 2

To recognise the importance of foster carers through the exploration of proper funding to encourage the recruitment of new foster carers.

Reason for recommendation

The costs of placing children with external foster carers are significantly higher than placing them with in-house foster carers. These account for approximately 45% of the cost of the budget. Members suggested Council Cabinet should consider all options to help increase the number of in-house foster carers by offering incentives and bonuses to individuals, including to council employees, which lead to successful recruitment of foster carers.

Cabinet Response

The fostering and adoption service recently worked with iMPower to increase the number of Local Authority foster carers/adopters and decrease our reliance on the independent fostering agencies (IFA). This has included significant consultation with current foster carers and adopters to create improvement plans in the 3 areas of recruitment, assessment and support and our carers remain involved and committed to this. The change to the way that we are now marketing ourselves to attract foster carers is through ‘word of mouth campaigns’ working with our own foster carers to go into their local groups, churches and community areas. We are still marketing ourselves at events and with large organisations such as Derby Hospitals and local schools. Since May 2015 we have seen a marked increase in the numbers of enquiries about fostering; this is translating to an increase in assessments which will in turn start to lead to more approvals. The Inspiring Young People Scrutiny Board is currently carrying out a topic review looking at

various aspects of the fostering service.

Recommendation 3

To work closely with voluntary sector groups to help them to identify, attract and apply funding from other areas.

Reason for recommendation

Members recognised that with the savings targets the Council has to achieve it is not practicable for the Council to continue to offer historical levels of financial support to local voluntary sector groups. However, the Corporate Scrutiny and Governance Board recommend that the Council works closely with these groups using in-house expertise and knowledge to assist them to identify other potential sources of funding and assist them to obtain this funding where possible.

Cabinet Response

This is a pragmatic recommendation from the Board which Cabinet shall take on and ask officers to provide support to voluntary sector organisations making alternative funding bids wherever possible. Cabinet provided funding this financial year to Community Action to employ a “bid writer” to support the sector in making applications for alternative sources of funding.

Recommendation 4

To work closely with community groups and active community members to provide more direction through a package of information, guidance, support and 'mythbusters' to encourage and empower them to take on the delivery of events and services no longer provided by the Council.

Reason for recommendation

Members recognised that whilst the Council must reduce, and in some cases remove some community based services, the Council should empower individuals and groups within these communities to continue to deliver these services. The Council should therefore provide a package of information and guidance to both simplify and support this, removing the barriers to achieving this through mythbusting and facilitating in the areas which are likely to discourage these attempts.

Cabinet Response

Members support this recommendation and in working closely with communities will ensure that information and guidance will be provided to support any future community based service delivery.

Recommendation 5

To work closely with the city's businesses and enterprises to encourage the funding, delivery and subsidisation of events and initiatives, such as the Christmas Ice Rink, festive lighting, firework display and Darley Park Concert.

Reason for recommendation

Members recognised that it is no longer feasible to continue to fund certain events and initiatives that do not form part of statutory service delivery. However, the Council recognises the importance of such events and initiatives for the morale and positivity of the people of the city of Derby and the role that the Council has in encouraging and facilitating others to pick up and

deliver these in the absence of council funding.

Cabinet Response

Members support this recommendation; there is already close working with a number of businesses and enterprises to develop creative opportunities to maintain and develop the cities vibrant culture offer.

FEEDBACK FROM BUDGET-WIDE EQUALITY IMPACT ASSESSMENT GROUP 23 December 2015
--

The Council held a meeting on 23 December 2015 with a number of advisors from Derby Diversity Forum and Older People's Forum to challenge the process and carry out an overarching equalities impact assessment on the 2016/17 budget as a whole. A number of recommendations were raised by the group.

Recommendation	Cabinet Response
<p>1) To individually equality impact assess specific proposals in the budget identified by the Budget Equality Impact Assessment Group, in addition to those identified previously by officers. The additional equality impact assessments needed are on the:</p> <ul style="list-style-type: none"> • reduction of grounds maintenance services • reduction in street cleansing service levels • review of management and supervisory staff across grounds maintenance • closure of public convenience facilities in Victoria Street • staff reductions and efficiencies within leisure services resulting the closure of water play facilities at Arboretum Park • refocus of provision of Livewell Service • increase in bulky waste collection charges • increase income generation in parking services • removal of council funding for Cycle Derby • remodelling of transport for vulnerable adults and children service provision • reduction in number of highways and engineering inspectors and maintenance officer posts • reducing brightness of street lights during off-peak periods • regular funding to partner arts organisations reduced by 30% and 	<p>The Council is committed to completing EIAs for all relevant savings proposals to ensure that any decisions made comply with anti-discrimination legislation. The Council also seeks to demonstrate its on-going commitment to recognising and celebrating diversity and equality.</p>

Recommendation	Cabinet Response
miscellaneous discretionary budgets removed	



Derby City Council

Appendix 10

Equality impact assessment form

Council Wide

Budget Equality Impact Assessment - Update

Date of assessment: 11 January 2016

Signed off by: Martyn Marples

Derby... *Achieving*

The form

We use the term 'policy' as shorthand on this form for the full range of policies, practices, plans, reviews, activities and procedures.

Policies will usually fall into three main categories...

- Organisational policies and functions, such as recruitment, complaints procedures, re-structures
- Key decisions such as allocating funding to voluntary organisations, budget setting
- Policies that set criteria or guidelines for others to use, such as criteria about school admissions, procurement methods, disabled facilities grants, on street parking bays

If in doubt - do one! You never know when we may get a legal challenge and someone applies for Judicial Review.

What's the name of the policy you are assessing?

Budget Consultation 2016 - 2019

The assessment team

Team leader's name and job title – Mark Nash, Group Accountant Corporate

Budget equality impact assessment team members: Chris Wheeldon – Older People's Forum, Andy Findlay – Derby Diversity Forum, Moira Findlay – Carers and Derby Diversity Forum, Som Bhalla – Derby Diversity Forum, Judi Bateman – Derby Diversity Forum, Ann Webster – Lead on Equalities and Diversity.

The purpose of this initial assessment was to go through all the budget proposals and identify where an individual equality impact assessment was required. Further information will be added to this assessment from feedback from Public Consultation, Scrutiny Group and Equality Group.

Step 1 – setting the scene

Make sure you have clear aims and objectives on what you are impact assessing – this way you keep to the purpose of the assessment and are less likely to get side tracked.

1 What are the main aims, objectives and purpose of the policy? How does it fit in with the wider aims of the Council and wider Derby Plan? Include here any links to the Council Plan, Derby Plan or your Directorate Service Plan.

The Council has a statutory responsibility to prepare a balanced budget for 2016/17. The continued reductions in government funding will inevitably lead to the Council having to reduce spending on the services it delivers.

This Budget Report outlines the Council proposals for achieving a balanced budget for 2016/17. The consultation period has given insight into the full impact of proposals and the affected groups have been identified.

The Council Plan has now been updated and is going to February Cabinet and March Council.

2 Who delivers/will deliver the policy, including any consultation on it and any outside organisations who deliver under procurement arrangements?

This consultation was led by Martyn Marples, Director of Finance. Budget proposals have already been consulted on with Chief Officers and Council Cabinet.

Further consultation has been undertaken with the public, through scrutiny meetings, with business rate payers and with representatives from the equality groups.

Further detailed consultation and individual equality impact assessments will be undertaken on specific savings as required.

3 Who are the main customers, users, partners, employees or groups affected by this proposal?

Potentially all/any residents in the city and staff employed by the council. By the very nature of the services we deliver many people in equality groups are affected by these budget proposals.

If further detailed consultation is required on specific savings main customers, users, partners, employees or groups will be specifically identified.

Step 2 – collecting information and assessing impact

- 4 Who have you consulted and engaged with so far about this policy, and what did they tell you? Who else do you plan to consult with? – tell us here how you did this consultation and how you made it accessible for the equality groups, such as accessible locations, interpreters and translations, accessible documents.**

Budget proposals have been consulted on with Chief Officers and also the elected members of Council Cabinet .The Public, members of scrutiny groups, business rate payers and representatives from equality groups have also been consulted. British sign language interpreters were arranged for our public budget consultation meeting and the budget consultation and questionnaire were arranged in Easy Read. Paper and on-line copies were made available as was the option of translation on request.

Further consultation will be undertaken with the public, members of scrutiny groups, with business rate payers and with representatives from the equality groups for any specific detailed further consultation.

- 5 Using the skills and knowledge in your assessment team, and from any consultation you have done, what do you already know about the equality impact of the policy on particular groups? Also, use any other information you know about such as any customer feedback, surveys, national research or data. Indicate by a tick for each equality group whether this is a negative impact, a positive one or if you are not sure**

Equality	What do you already	No	Positive	Negative	Not
----------	---------------------	----	----------	----------	-----

groups	know?	impact	impact	impact	sure
Age	<p>We know that many older people use adult social care services and there will be a negative impact caused by some of the budget proposals, which will be subject to individual equality impact assessments.</p> <p>The B-line proposal to reduce the travel subsidy will have a negative impact on young people, but the proposal will not now take place until next year following a review.</p>			X	
Disability	Many disabled people use adult social care services and so there will be a negative impact caused by some of the proposals, which will be subject to individual equality impact assessments.			X	
Gender reassignment - trans	Any impact will be assessed in the individual proposal equality impact assessment.				X
Marriage and civil partnership	Some customers may experience delays in giving notices of marriage and other related ceremonies by virtue of a reduction in staffing levels.				X
Pregnancy and maternity	Some customers may experience delays in registration of births and other related ceremonies by virtue of a reduction in staffing levels.				X
Race	Some of the proposals will affect voluntary organisations that assist minority communities and if funding is reduced or stopped for these groups			X	

	<p>then this will be a negative impact - these are subject to individual equality impact assessments.</p> <p>Many minority ethnic communities live in the Arboretum area and so the proposal to close water play facilities at Arboretum Park will have a negative impact, but this will have an individual equality impact assessment done.</p>				
Religion or belief or none	Any impact will be assessed in individual equality impact assessments.				X
Sex	Any impact will be assessed in the individual proposal equality impact assessment.				X
Sexual Orientation	Any impact will be assessed in the individual proposal equality impact assessment.				X
Families and people on low income	Any impact will be assessed in the individual proposal equality impact assessment.			X	

6 From the information you have collected, how are you going to lesson any negative impact on any of the equality groups? How are you going to fill any gaps in information you have discovered?

The Council has prioritised protecting the vulnerable members of the community during the budget setting process. However there will inevitably be an effect on some groups which will become clearer during further detailed consultation on specific savings and the equality impact assessments.

Step 3 – deciding on the outcome

- 7 What outcome does this assessment suggest you take? – You might find more than one applies. Please also tell us why you have come to this decision?

Outcome 1		No major change needed – the EIA hasn't identified any potential for discrimination or negative impact and all opportunities to advance equality have been taken
Outcome 2		Adjust the policy to remove barriers identified by the EIA or better advance equality. Are you satisfied that the proposed adjustments will remove the barriers you identified?
Outcome 3	x	Continue the policy despite potential for negative impact or missed opportunities to advance equality identified. You will need to make sure the EIA clearly sets out the justifications for continuing with it. You need to consider whether there are: <ul style="list-style-type: none">• sufficient plans to stop or minimise the negative impact• mitigating actions for any remaining negative impacts• plans to monitor the actual impact.
Outcome 4		Stop and rethink the policy when the EIA shows actual or potential unlawful discrimination

Our Assessment team has agreed Outcome number(s)

Due to the size and scope of the budget reductions proposed it is highly likely that there will be some negative impact. The results of the consultation and further specific EAs will be reviewed to assess the effectiveness of mitigating actions before the savings are met.

Why did you come to this decision?

At this stage there is insufficient feedback to warrant not continuing with current consultation / proposals, apart from in some cases timing issues that will be supported by reserves.

Step 4 – equality action plan – setting targets and monitoring

- 8 Fill in the table (on the next page) with the equality actions you have come up with during the assessment. Indicate how you plan to monitor the equality impact of the proposals, once they have been implemented.

Equality action plan – setting targets and monitoring

What are we going to do to advance equality?	How are we going to do it?	When will we do it?	What difference will this make?	Lead officer	Monitoring arrangements
Services to vulnerable younger and older residents as far as possible will be protected.	Budgets for Adults Health & Housing and Children & Young Persons Directorates will increase despite severe reductions being made across the council.	1 st April 2016 following confirmation of the budget proposals by Full Council.	Preserve services delivered to vulnerable groups.	Chief Officer Group	This will form part of the existing budget monitoring and reporting arrangements.
Check all the savings proposals for equality impact.	Carry out individual equality impact assessments of specific proposals in the budget consultation document, identified by the Budget Equality Impact Assessment Group.	By 29 February 2016.	We will have paid due regard to equality and identified any equality actions to mitigate against the negative impact as much as we possibly can.	Chief Officer Group	This will form part of the existing budget monitoring and reporting arrangements.

Make sure you include these actions in your Directorate service business plans.

FEEDBACK FROM PUBLIC CONSULTATION and CABINET RESPONSE

1. Background and Methodology

This appendix sets out the findings from the public budget consultation exercise undertaken to inform the three year 2016 - 2019 budget setting process.

To ensure the consultation was inclusive residents living, working or with an interest in the consultation could take part in a variety of ways:

- An online survey made available on the council website and available on the PC's in the council house for anyone wanting to take part.
- A PDF version of the survey available to print off of the website and return freepost
- A paper survey made available in all libraries across the city, in the Council House receptions
- At an event held in 10 December 2015 where people were invited to take part in focus groups and a question and answer session.

By the close of the consultation period, the Council had received 600 completed questionnaires from both online and paper responses. In addition to the formal responses to the consultation in the form of online and postal surveys, the consultation also generated non-survey responses from residents and organisations within Derby. These ranged from letters or emails on the proposals to a group response from pupils at Derby Moor School.

2. Summary

The principle finding of the Budget Consultation was that there is a very high disagreement with the proposals for the Community and Place directorate, specifically in relation to the proposed funding cuts to museums and culture in Derby. Nine-in-ten respondents to the consultation disagreed with these proposals.

Agreement with the proposals is highest for Organisation and Governance, 42% of respondents agree and roughly double the number who disagree (24%). The same proportion agreed with the proposals for People's Services (42%); however the level of disagreement is higher (34%).

3. Key Findings

The survey asked respondents the degree to which they agree or disagree with the budget proposals for each of the Council's directorates and corporate budgets as set out in the document. In addition it asked if they had any comments to make about the budget proposals overall.

Figure 1 shows, by directorate, the percentage of respondents who agreed or disagreed with the proposals. The highest level of disagreement was for the proposals regarding the Communities and Place directorate where 93% of respondents stated they disagree.

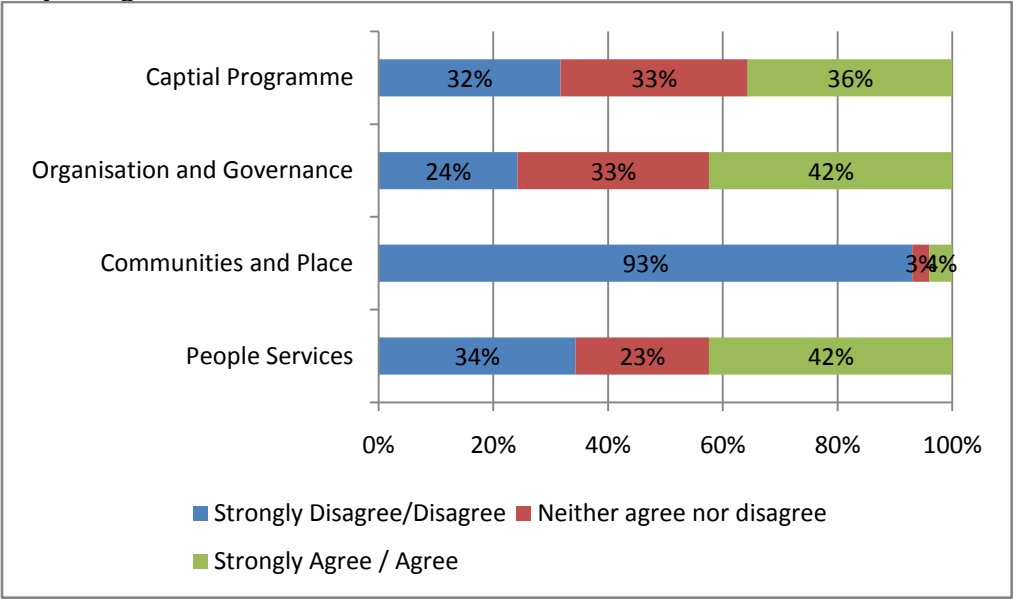


Figure 1: Percentage of respondents who agree /disagree with the directorate and capital budget proposals.

Source: Qa Research. 600 online and postal completions

Respondents were also invited to comment on the proposed changes outlined for each directorate. In total 847 separate comments were received. The number of comments made varied considerably by directorate, ranging from 35 comments for the Organisation and Governance to 277 comments for Communities and Place (see Figure 2).

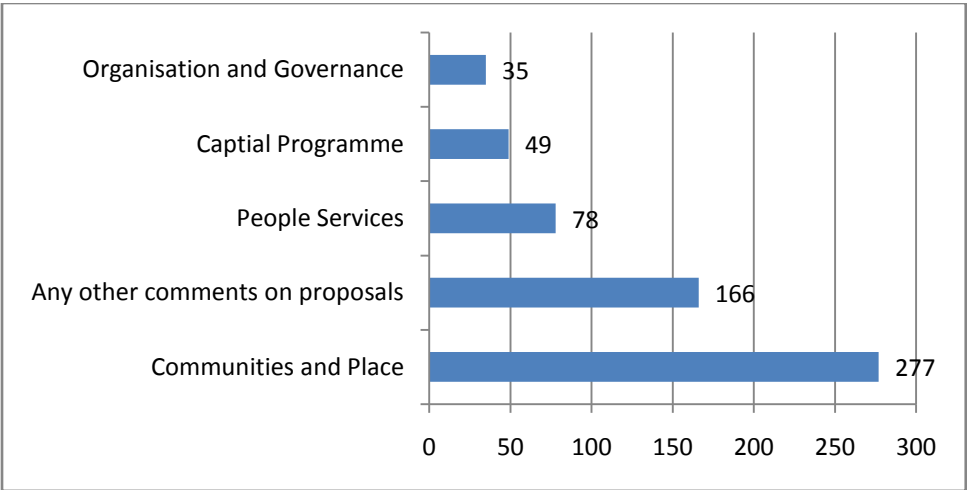


Figure 2: Number of comments received by directorate.

Source: Qa Research. All comments made

4. Analysis of Online Comments and Written Responses by directorate

The comments were analysed for the key themes which were contained within them. Some comments may have contained more than one theme and are therefore counted more than once. There are also instances when comments about a specific issue were commented on in all open ended boxes and that did not relate to the area the respondents were asked to comment on.

Where a theme received more than 10 comments, these are included in the summary of findings. Comments from pupils at Derby poor School have also been coded, as a significant number of pupils completed a self-made feedback form.

4.1 People Services

78 comments were received about the proposals for People Services. The top themes that emerged from the survey around the People Services are shown in Table 1.

The comments received which relate to the proposals for People Services are concerns that the changes will affect the most vulnerable. It is worth noting that the largest number of comments relates to Museums, however these proposals are under Communities and Place, and this also applies to the comments on the culture and heritage of Derby.

Table 1: Theme of comments on People Services

Theme	Number of Comments
Disagreement with closing down the museum or museums	19
These changes will hit the most vulnerable people	11
The culture and heritage of Derby must be preserved	11
General negative comment on these changes	10

Source: Qa Research

There were several other themes covered by the remaining comments, which can be found in the main report

Cabinet Response:

- Museum and Culture and Heritage are managed within a different Directorate.
- Regarding vulnerable people – Cabinet acknowledge the needs of vulnerable people and will take this into account when designing future services

4.2 Communities and Place

277 comments were made about the proposals for the Communities and Place. The most common comments accounted for the main areas responses and are shown in Table 2.

The largest number of comments received was about the museums, with 150 comments supporting them, 74 comments related to the cultural side of the city. 26 comments made reference to the proposals to stop the twinning programme. 25 comments mentioned the Derby Advice service and the impact of the reductions. 20 comments were around the proposal for Moorways, this areas was also the subject of letter from Viking Canoe Polo Club, who argued that the closure of Moorways pool would be highly detrimental to the club, to canoe polo in Derby and indeed to canoe polo in the UK.

Table 2: Theme of comments on Communities and Place

Theme	Number of Comments
Support for the museum should not be cut	150
Cultural side of the city should not be cut	74
The Twinning programme should not be cut	26
The Derby Advice service should not be cut	25
The museum is beneficial to younger people	22
Moorways swimming pool should not be cut	20
The Silk Mill project should not be cut	10

Source: Qa Research

Cabinet Response:

- We have been in dialogue with the Museum Service and they can manage the impact of any proposals in 2016/17. We will continue to talk to them regarding the future budget position.
- We have also spoken to our Cultural partners who can manage the cuts in 2016/17.
- We have responded to letters regarding the Twinning programme and intend to continue the relationship, but at a reduced financial level.
- Derby Advice Services will continue for our housing tenants with proposals for other customers deferred until 2017/18.
- Moorways swimming pool was saved from cuts for one year in the last budget round. We continue to speak to interested parties who may want to take on this provision at no cost to the Council.
- The Silk Mill project is dealt with under the capital programme.

4.3 Organisation and Governance

There were 35 comments around the Organisation and Governance, with no significant areas of comment. The main themes are in the main report.

4.4 Capital Programme

Respondents to the survey were asked if they had any comments on the capital budget they would like to make. 49 comments were made, with the main area of comment about the Silk Mill. There were no other significant comments made, the other comments can be found in the main report.

Table 3: Theme of comments on the Capital Programme

Theme	Number of Comments
The Silk Mill project should be supported	13

Source: Qa Research

Cabinet Response:

- The Silk Mill project feasibility bid is still being funded by the Council. We await the outcome of the full bid before we commit capital funding into the capital programme.

4.5 Comments from Derby Moor

Comments made by Derby Moor School have been coded using the same methodology as for the Budget Consultation survey. Pupils produced 'crib sheets' that condensed the Budget Proposals into a number of specific categories along with a very brief description of the proposals. This was circulated to pupils for them to make brief comments on and then the forms passed back to DCC.

The comments from pupils were very in-depth; the areas where more sizable comments were received are in table 4 below.

Table 4: Theme of comments from Young People

Theme	Number of Comments
Disagree with proposal for SEN Transport	8
Drug and Alcohol Team – disagree with proposals	4
Trading Standards - There will be food hygiene risks	6
CCTV proposals - People would feel unsafe	12
B-Line Young people will not be able to afford to travel	13
Libraries Disagree with proposal	5

Cabinet Response:

- SEN transport is not affected under these proposals until 2017/18. We will therefore continue to work with parents to establish a future service provision.
- Drug and Alcohol Active Choices programme, we shall encourage participants to undertake alternative physical activity which is available to all as a universal service.
- Trading Standards staff reductions are being met through the removal of vacant posts – we will continue to prioritise service requirements in this area.
- CCTV – we are still in dialogue with the Police and businesses to see what service can be provided at no cost to the Council. The saving proposal has been deferred until 2017/18.
- B-Line – the saving proposal has been deferred for a year whilst we develop our future plans.
- Libraries – these services will not be affected until 2017/18. We have a detailed needs assessment and consultation process on-going which will pick up the concerns of users and help design the future service.

5. Budget Consultation Event

Members of the Derby 50+ Forum, Voices in Action, Disabled People's Diversity Forum, Minority Communities Diversity Forum, Gender and Sexuality Diversity Forum, Derby City Parents & Carers of Children with SEN and Disabilities Forum, Derby Learning Disability Partnership Board, the Reach Out Panel and Voluntary Sector Organisations were invited to attend an event on 10 December 2015. Members of the public were also able to attend and details of the event were published on the council website.

5.1 Key subjects discussed at the Budget Consultation Event

Table 5 below outlines the main services mentioned during the discussions, comments were made about the need to continue with social care services such as support for the elderly, people with disabilities and services for families and children and support for young people.

Table 5. Areas where comments were received

Moorways
Derby Advice
Livewell
Derby Arena and the Leisure Strategy
Housing Development
Festive Lights
Darley Park Concert
CCTV
Libraries



Derby City Council

Budget Consultation 2016-2019

For Derby City Council

8 January 2016



Contents

1. Introduction	58
2. Methodology	58
3. Key findings	59
3.1 Proposals by Directorate: People Services	59
3.2 Proposals by Directorate: Communities and Place	61
3.3 Proposals by Directorate: Organisation and Governance	64
3.4 Capital Programme proposals	66
3.5 Overall comments on the proposals	68
3.6 Demographic profile of respondents	69
4. Summary of findings	72
5. Appendix	73
5.1 Derby Moor School comments	73
5.2 Questionnaire	82

Project number:	STAKE02-7317
Title:	Derby Budget Consultation Analysis 2015
Location:	S:\ProjectFiles\D\Derby_City_Council\STAKE02-7317_Derby_Budget_Consultation_analysis_2015\Reports \Derby_CC_Budget_Consultation_2016_report_V2f.doc
Date:	11 January 2016
Report status:	Final
Approved by:	Michael Fountain
Authors:	Miles Crosby
Comments:	Miles.crosby@qaresearch.co.uk
This research has been carried out in compliance with the International standard ISO 20252, (the International Standard for Market and Social research), The Market Research Society's Code of Conduct and UK Data Protection law	

1. Introduction

Every year Derby City Council undertakes a consultation regarding the Council's Revenue Budget Proposals with the objective to understand the views of those who live and work in the city, and this report details the findings of the 2016-2019 Budget Consultation.

Whilst data for the consultation was collected by the Council in the form of online and postal surveys (see Methodology below for more details) the analysis of the data and preparation of this report has been conducted by Qa Research on behalf of the Council.

2. Methodology

Derby residents were consulted using a self-completion questionnaire prepared by Derby City Council. This was distributed in two different ways; firstly by an online SNAP survey hosted by the Council on the *Your City, Your Say* section of their website, and secondly through a paper questionnaire distributed to various locations throughout the city.

The consultation opened on 2nd December 2015 and closed on the 5th January 2016 at 4pm. Following the end of the survey period, data from the online survey and scans of the postal returns were securely provided to Qa for processing and analysis. The data from each was merged into one dataset and verbatim comments from open questions were coded for data analysis. The coding focused on the specific proposal each comment referred to. Following this process, data tables were produced which included analysis of the statistical significance of the results.

In total, 600 people completed a questionnaire, although the number that completed each question varied considerably from this. As a result, one should pay close attention to the base sizes when interpreting the results. Where the base size for a question is greater than 400 the findings can be considered *statistically robust*, although it is important to keep in mind the self-selecting nature of this survey regardless.

In addition to the formal responses to the consultation in the form of online and postal surveys, the consultation also generated non-survey responses from residents and organisations within Derby. These ranged from short letters to the results of a data collection effort analogous to this consultation. Where possible, these additional comments have been included in the data analysis and referred to throughout this report.

The exception to this was comments produced by young people at Derby Moor School. Pupils produced 'crib sheets' that condensed the Budget Proposals into a number of specific categories along with a very brief description of the proposals. This was circulated to pupils for them to make brief comments on and then the forms passed back to the Council.

The differences in methodologies between this and the formal budget consultation is such that the young people's comments have not been coded into the consultation dataset. The young people's comments have been coded as a separate dataset instead; the tables of results are shown as an appendix to this report and are referenced at relevant points in the key findings.

3. Key findings

This section of the report details the key findings of the consultation survey, although with references to additional materials submitted as part of the consultation process.

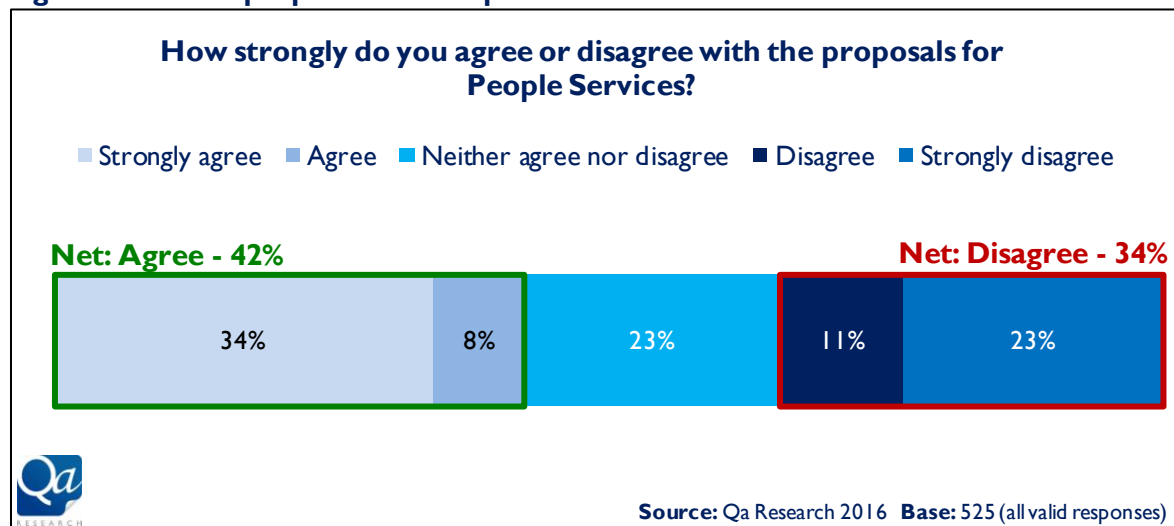
The following four sections set out the level of agreement with, and thematic analysis of the verbatim comments relating to, each of the directorates and the Capital Programme, followed by analysis of overall comments and a demographic profile of respondents.

3.1 Proposals by Directorate: People Services

This section outlines responses related to the proposals for the People Services Directorate. Outlined below is the level of agreement with the proposals amongst respondents who completed the paper and online survey;

Respondents were first asked to indicate on a five point scale from 'strongly agree' to 'strongly disagree' how far they agreed with proposals for People Services.

Agreement with proposals for People Services



Slightly more respondents agreed (net: 'strongly agree' and 'agree') than disagreed (net: 'strongly disagree' and 'agree') (42% vs. 34%); whilst this is only a small difference, it is statistically significant. Almost one quarter (23%) of respondents said that they 'neither agreed nor disagreed'.

The results show that respondents from BME backgrounds were significantly more likely to say they agreed with these proposals than those from White backgrounds. Indeed, the difference was considerable, with seven-in-ten (72%) BME respondents agreeing compared to only three-in-ten (30%) White. The inverse was true for disagreement with the proposals (White: 45% disagree, BME: 19% disagree)

Verbatim comments for People Services have been coded into the table below.

Comments regarding the proposals for People Services

Item	Count	Percentage
Disagreement with closing down the museum or museums	19	24%
These changes will hit the most vulnerable people	11	14%
The culture and heritage of Derby must be preserved	11	14%
General negative comment on these changes	10	13%
General negative comment on the competence of the council	8	10%
Negative comment about the closure of the specified event or facility	4	5%
The council should focus on efficiency as far as possible	3	4%
The city is crumbling or losing its heritage	2	3%
Disagreement with stopping the firework event	2	3%
Disagreement with closure of public toilets	2	3%
Disagreement with closing down Moorways swimming pool	2	3%
The council should not increase council tax	2	3%
Other	14	18%
No comments	2	3%
Base: All comments	78	100%

Despite not falling within the directorate of People Services the most common theme within the comments was respondents expressing disagreement with ‘closing down the museum or museums’ in Derby, given by one quarter (24%) of those who left comments. One-in-seven (17%) left statements to the effect of ‘the culture and heritage of Derby must be preserved’, again not falling within the remit of People Services.

Amongst comments that did relate specifically to People Services, around one-in-seven (14%) respondents said that ‘the changes will hit the most vulnerable people’, while others just left more general and non-specific negative comments on the proposals (13%) or criticised their perceived competence of the Council (10%).

Examples of verbatim comments relating to People Services are shown below;

“I have great concerns about the impact on the lives of the most vulnerable people in our city who have long term illnesses and require support to function day to day. I appreciate that this is an area of the budget which is the most challenging due to increase in the numbers of people requiring support and the reduction in funds available. However, I do not want to see vulnerable people left without care due to cost savings”

“Peoples services need to be easily accessible for people hence the word SERVICES!!! For these to be cut or subsidised will effect the health and well-being of people in and beyond Derby!!!!”

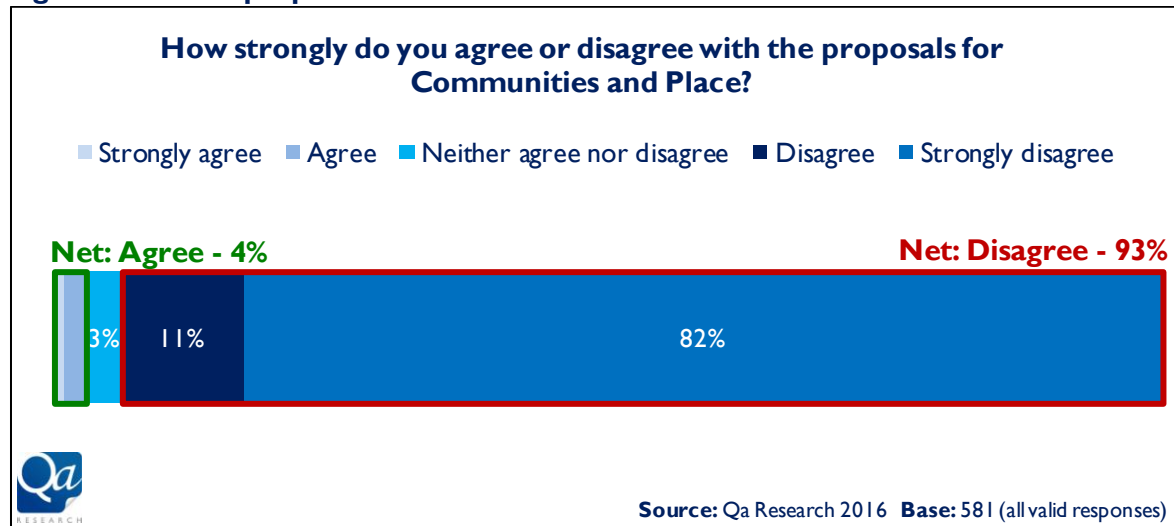
“Every single cut on the cards is likely to effect the most vulnerable and needy of the city. All are aimed at people on low income and families with needs”

The data collected by pupils at Derby Moor School showed a mixed degree of support and opposition to the areas relating to People Services. Whilst some specific areas seemed to find support, others did not and ultimately the findings for young people were inconclusive with regard to attitudes to people services. A coded breakdown of comments can be found in the appendix of this report.

3.2 Proposals by Directorate: Communities and Place

This section outlines responses related to the proposals for the Communities and Place Directorate. Outlined below is the level of agreement with the proposals amongst respondents who completed the paper and online survey;

Agreement with proposals for Communities and Place



There was an overwhelming degree of disagreement with the proposals for Communities and Place, with over nine-in-ten (93%) respondents indicating that they disagreed with them. In addition the majority of these were saying that they '*strongly disagreed*' (82% overall) rather than merely disagreed (11% overall), and this only further shows the high level of disagreement with these proposals amongst respondents.

Only a negligible proportion of respondents either agreed with the proposals (4%) or were neutral ('*neither agreed nor disagreed*': 3%).

The high level of disagreement was very consistent across demographic sub-groups; regardless of age, gender, or ethnicity, the level of disagreement was never below 90%.

A relatively high proportion of respondents (almost one in two) made comments for Communities and Place, more so than for any other directorate. This is perhaps unsurprising given the very high degree of disagreement with these proposals; many of those who completed the survey used the comments box to articulate this disagreement. These comments are detailed in the table overleaf.

Comments regarding the proposals for Communities and Place

Item	Count	Percentage
Support for the museum should not be cut	150	54%
Cultural side of the city should not be cut	74	27%
The Twinning programme should not be cut	26	9%
The Derby advice service should not be cut	25	9%
The museum is beneficial to younger people	22	8%
Moorways swimming pool should not be cut	20	7%
The Silk Mill project should not be cut	10	4%
The fireworks should not be cut	5	2%
Active Choices programme should not be cut	3	1%
CCTV in Derby should not be cut	3	1%
Other	26	9%
No relevant answer	2	1%
Base: All comments	277	100%

Disagreement with the proposals for Communities and Place seemed to be heavily influenced by concerns over cuts to museums and culture. Half (54%) of those who made comments said that ‘support for the museum should not be cut’, and just over one quarter (27%) said that the ‘cultural side of the city should not be cut’. A small proportion of respondents (8%) also commented that the ‘museum was beneficial to young people’, and while not explicitly stating that funding to the museum should not be cut this is still likely to a contributing factor to their disagreement.

Examples of verbatim comments relating to museums and culture included

“The proposed reduction in the funding to museums is particularly worrying as it will most likely end the ability to have a museum that is accessible and relevant. This is a key service to Derby and fosters our sense of community and identity as well as being of great educational value”

“I represent a local community group and we have been dealing with the museum over the past year. They provide an important outlet for our group members who have learning difficulty, mobility issues, mental issues, social anxiety and the museum are helping us to make the lives of our members that little bit pleasant. It would be a crime to reduce their budget after they do so much good in the community. It will cost the council more in the long run as the museum provide this service for free and without them, the council will have to spend more money looking after our members”

“Stop cutting funding to Derby Museum at such a important time in revitalising this essential cultural asset - it's activities are driving up visits to Derby, growing new audiences and increasing overnight stays in the city which in turn are paying back in to the Derby economy in an enormous way. The MAG sites are an invaluable base for growth of community and arts in Derby and the wider county”

In addition, a representative of Derby Theatre wrote an email prior to the end of the consultation detailing concerns over the funding of cultural organisations and events in the Derby and the income that these brought to Derby.

Museums and culture were not the only areas that attracted comment however, one-in-ten (9%) respondents who left comments stated that ‘the twinning programme should not be cut’. This refers to Derby’s ‘town twinning’ relationship with the city of Osnabrück in Germany. Whilst this was a relatively small proportion of comments the prospect of an end to the twinning produced an emotive response and even drew comment from a resident of Osnabrück and an official at Osnabrück City Council who took part in the consultation.

Comments were also made regarding cuts to Derby Advice Service, with one in ten (9%) making comments in disagreement with this. Respondents felt that the reduction in budget to this service would be detrimental to the wellbeing of many in the community.

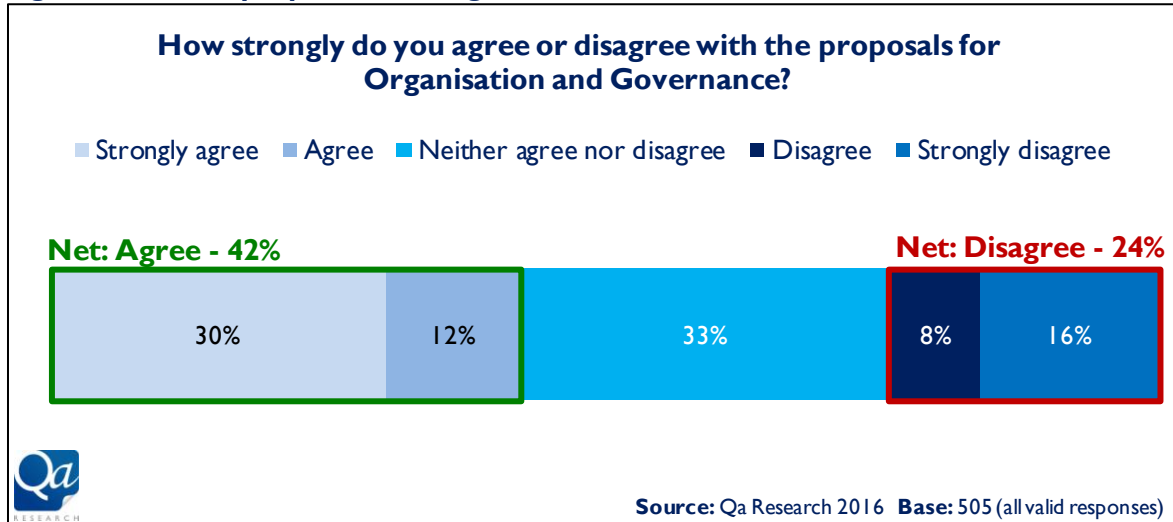
Moorways swimming pool also attracted comment, although only from 7% who answered this question. It was also the subject of lengthy letter from Viking Canoe Polo Club, who argued that the closure of Moorways pool would be highly detrimental to the club, to canoe polo in Derby and indeed to canoe polo in the UK.

Comments from young people at Derby Moor School that related to the museum were split; whilst just under half agreed with the proposals, a similar proportion either disagreed or made comments supportive of the museum. More consensus was reached for Moorways swimming pool however, and whilst just under one third appeared to agree with these proposals the remaining comments all expressed support for the pool. The young people also expressed support for outdoor events in Derby. Comments made argued that the events were enjoyable, built community spirit, and made Derby more interesting.

3.3 Proposals by Directorate: Organisation and Governance

This section outlines responses related to the proposals for the Organisation and Governance Directorate. Outlined below is the level of agreement with the proposals amongst respondents who completed the paper and online survey;

Agreement with proposals for Organisation and Governance



Two fifths (42%) of respondents agreed with the proposals for Organisation and Governance, compared to the one quarter (24%) who disagreed. Whilst this was the joint highest level of agreement (along with People Services), it was highest in terms of the ratio of those who agreed to those who disagreed and therefore arguably has the greatest level of support. It is important however to note that still less than half of respondents agreed with these proposals.

One third (30%) of respondents said that they '*neither agreed nor disagreed*' with the proposals, this is a greater proportion than those who disagreed.

Respondents from BME groups were significantly more likely to agree with the proposals for Organisation and Governance than (68%) respondents from White groups (68%), a pattern also seen for People Services and the Capital Programme. Once again, the inverse was also true with White respondents being significantly more likely to disagree (31%) than BME (14%).

Coded verbatim comments for Organisation and Governance are shown below. Only a small number of respondents choose to make comments here, and as the results at this question cannot be taken as even indicative findings.

Comments regarding the proposals for Organisation and Governance

Item	Count	Percentage
The number of highly paid or senior staff in the council needs looking at	5	14%
Reduce the number of council staff	5	14%
More savings could be made in this area	4	11%
The cuts are being made in the wrong places	3	9%
Not enough information to have an opinion	3	9%
Don't understand what this means	2	6%
General negative comment on the council	2	6%
Council is not open or honest enough	2	6%
Reduce pension benefits to council staff	1	3%
The figures have been plucked from nowhere	1	3%
The museum should remain in public ownership	1	3%
Disagree with the roads reduction	1	3%
The culture and heritage of Derby must be preserved	1	3%
Efficient use of funds is imperative	1	3%
Other	3	9%
No answer	1	3%
No relevant answer	2	6%
Base: All comments	35	100%

A broad array of disparate comments were made at this question. This may be due to lack of understanding of what the proposals meant; one-in-seven (14%) respondents said that there was ‘not enough information to have an opinion’ (9%) or that they ‘didn’t understand what this meant’ (6%). This is further backed up by the one third (33%) of respondents who indicated they ‘neither agreed nor disagreed’ at the previous question.

One-in-seven respondents who made comments did say that the ‘the number of highly paid or senior staff in the council needs looking at’ and the same proportion also said that there should be ‘a reduction in the number of council staff’. Examples of verbatim comments relating to these categories included;

“Considering that the council employs around 9000 staff the cutting of 200 jobs, around 2%, is cosmetic at best. Grassing over flower borders? Closing toilets? Turning off fountains? Not exactly being radical are you? What about the half dozen staff on the books receiving £50k or more a year?”

“There are still too many people employed in senior positions across these services”

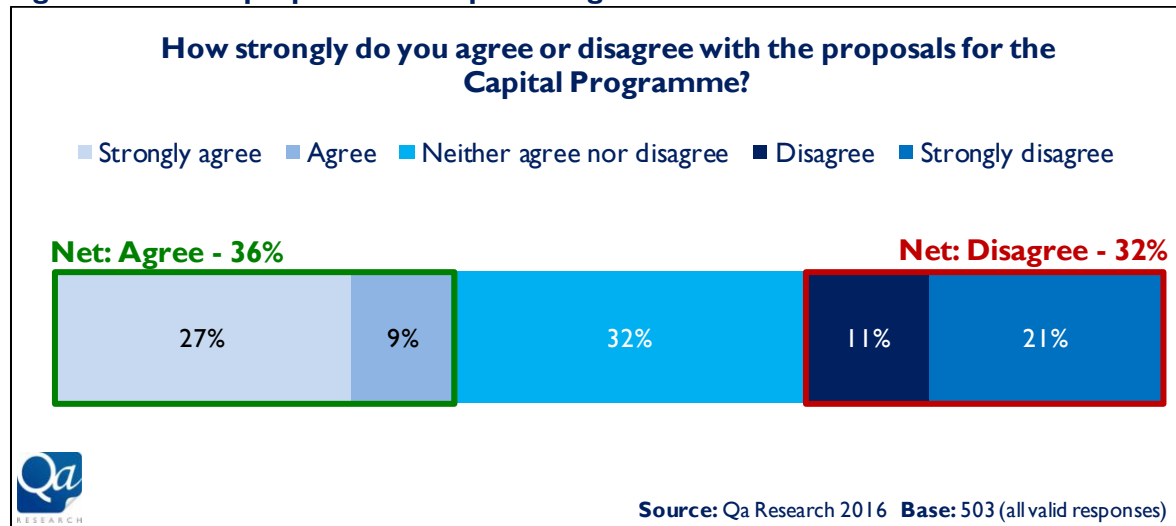
“Is it right that in order to manage anticipated staff costs of job evaluations, pensions, redundancies, etc., the council has to reduce frontline services to its residents? Employing people is expensive both in time and money. Why hasn't Derby separated its commissioning and provision function?”

The young people’s comments from Derby Moor School did not include reference to the proposals for Organisation and Governance.

3.4 Capital Programme proposals

This section outlines responses related to the proposals for by the Corporate Budget. Outlined below is the level of agreement with the proposals amongst respondents who completed the paper and online survey;

Agreement with proposals for Capital Programme



Respondents were unable to come to any sort of consensus with regard to the proposals for the Capital Programme. Essentially the same proportion agree (36%), disagreed (32%), and or were neutral (32%) about the proposals. Note that whilst the proportion of respondents who agreed may appear slightly higher than the proportion who disagreed, these figures are not statistically significantly different and should be viewed as essentially the same.

As with the proposals for People Services and Communities & Place, BME respondents were significantly more likely to agree with the proposals for the Capital Programme (59%) than White respondents (24%) (who were significantly more likely to disagree: 42% vs. 24% BME).

Verbatim comments relating to the Capital Programme have been coded into the categories shown in the table below. A total of 49 respondents left comments, which falls just fractionally under the minimum required for a least indicative data (50); as such, these results should be treated with caution.

Comments regarding the proposals for Capital Programme

Item	Count	Percentage
The Silk Mill project should be supported	13	27%
The culture and heritage of Derby must be preserved	7	14%
City infrastructure and development is important	6	12%
I don't understand what this means or need more information	5	10%
The swimming pool should not be closed	4	8%
Do not engage in vanity projects	3	6%
Negative comment on the council	2	4%
Flood prevention should not be a priority	1	2%
The figures have been plucked from nowhere	1	2%
Disabled facilities grants should be protected	1	2%
Cancel all leisure projects	1	2%
The council should stop borrowing money	1	2%
A 50 metre swimming pool is farcical	1	2%
Reopen the Assembly Rooms	1	2%
The cuts will render the councils contribution ineffective	1	2%
The council seems to withdraw support for successful organisations	1	2%
Flood prevention should be a priority	1	2%
No strong opinions	1	2%
Base: All comments	49	100%

The largest single category of answers was expressions that ‘*the Silk Mill project should be supported*’, given by one quarter (27%) of those who left comments. The second most common was that ‘*the culture and heritage of Derby must be preserved*’ (14%). These two categories both relate to cultural aspects of Derby, and again illustrate the high level of support for these amongst respondents.

Comments relating to this included;

“Ensure capital investment in projects such as Derby Silk Mill is continued, to improve the cultural and heritage offer and create a sense of pride for Derby”

“Consideration should be given to the long term impact of removing funding, such as match funding, to valuable parts of Derby's heritage”

The young people’s comments from Derby Moor School did not include reference to the Capital Programme.

3.5 Overall comments on the proposals

The final question (aside from demographic profiling questions) in the survey asked for any further comments regarding the budget proposals overall. This was an open question and coded responses are shown below;

Overall comments regarding the proposals

Item	Count	Percentage
Do not close the museum	35	21%
General negative comment on what the council is doing	25	15%
Cultural side of the city should not be cut	20	12%
Look at cutting high paid positions in the council or reducing council waste	17	10%
General acknowledgement that the council has to make difficult decisions	16	10%
Do not close Moorways swimming pool	13	8%
The council should consider more vulnerable or less advantaged groups	13	8%
Negative comment on cuts to services	12	7%
Mention of other facility or attraction that should not be cut	12	7%
Negative comment on council tax increase	11	7%
These changes jeopardise health and wellbeing	11	7%
Upkeep of the city is important	5	3%
The changes will deter new businesses	4	2%
Derby compares poorly to Nottingham	3	2%
The council should consult its own front line staff	2	1%
Agreement with closing public toilets	2	1%
Other	22	13%
No relevant answer	1	1%
Base: All comments	166	100%

In line with findings from the rest of the survey, the largest proportion of comments related to the concerns over the future of the museum and the cultural aspects of Derby. This once again reinforces the perceived importance of these areas amongst respondents. One fifth of respondents made comments about ‘*not closing the museum*’ (21%) and one-in-ten said that the ‘*cultural side of the city should not be cut*’ (12%).

Some respondents, one-in-seven (15%), used this question as an opportunity to express general dissatisfaction with the Council and gave ‘*negative comments on what the council was doing*’. One-in-ten (10%) also suggested ‘*cutting high paid positions in the council or reducing council waste*’.

There was some degree of acknowledgment of the difficult situation the Council faced, with one-in-ten giving ‘*general acknowledgement that the council has to make difficult decisions*’ (10%).

Examples of verbatim comments at this question are shown below;

“Please don't cut the budget to the museum. It preserves Derby's heritage and brings in visitors to derby city centre which has economic benefits for the businesses in the city centre. It also provided education and activities for local schools. It would be damaging to Derby if the museum was forced to close!”

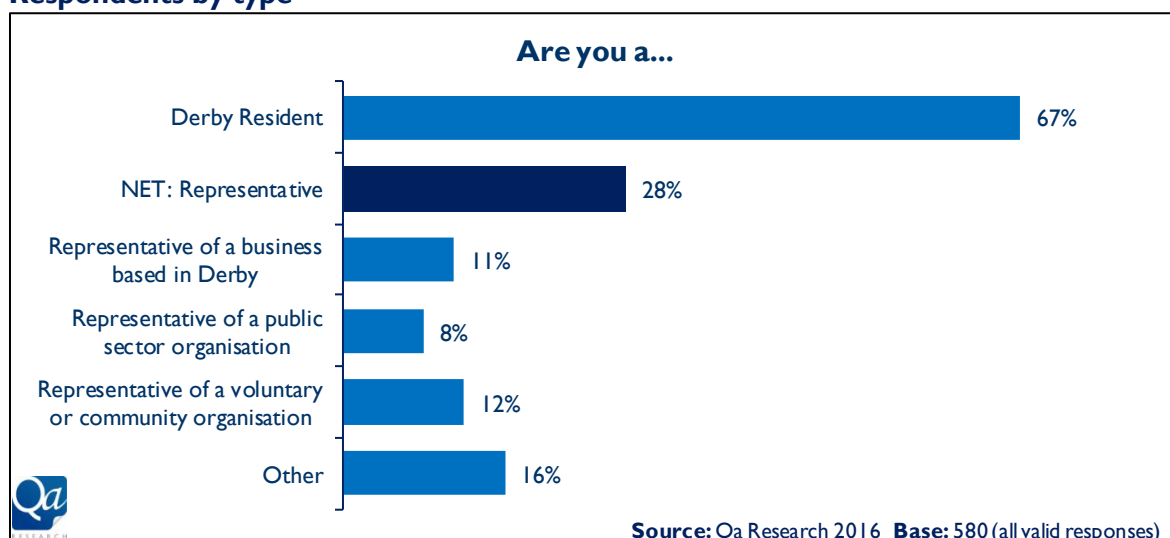
“I realise the Derby Authority is under unprecedented financial pressure. In this the first call on its expenditure must be support for the financially worse-off people of the city and then for the ultimate prosperity of the whole city. Arts and leisure are not the first where crisis looms. But please don't turn away from culture, regarding it as inconsequential. Once lost it is so difficult to regain”

3.6 Demographic profile of respondents

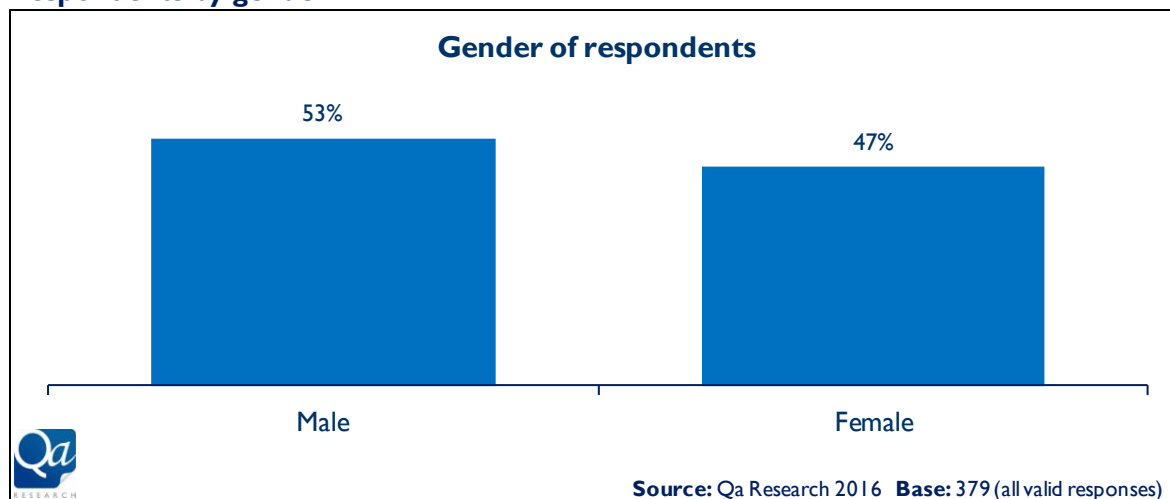
The following tables and charts set out a demographic profile of those that responded to the Budget Consultation.

Note that the bases sizes vary, as many respondents chose not to answer some or all of these questions. The base size must be considered when interpreting the data and is reflected in our calculations of statistical significance.

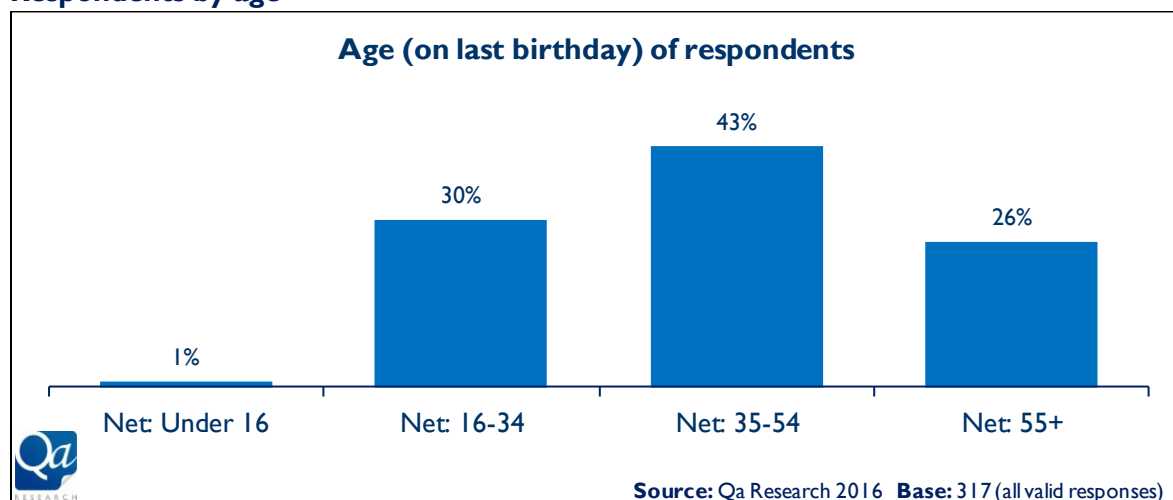
Respondents by type



Respondents by gender



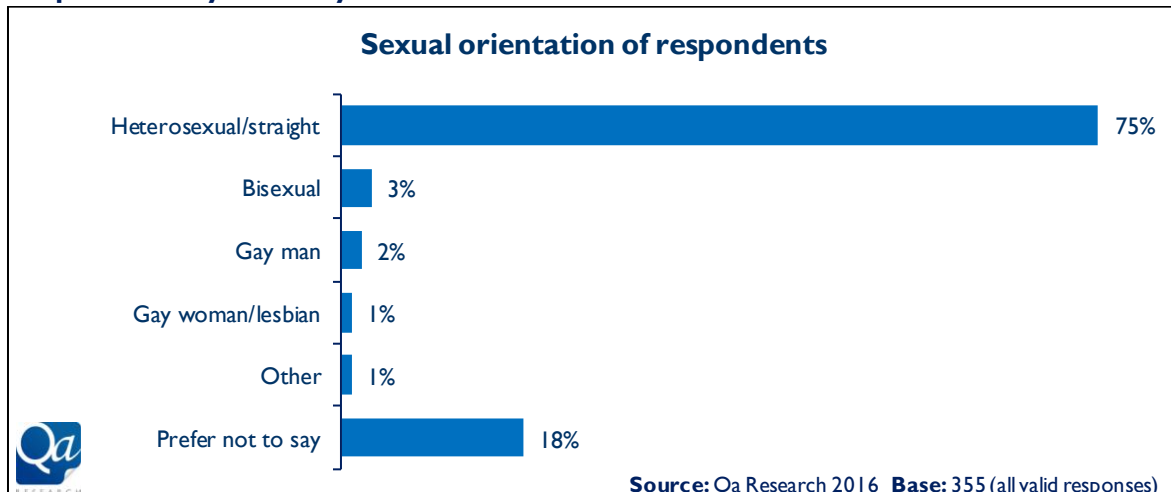
Respondents by age



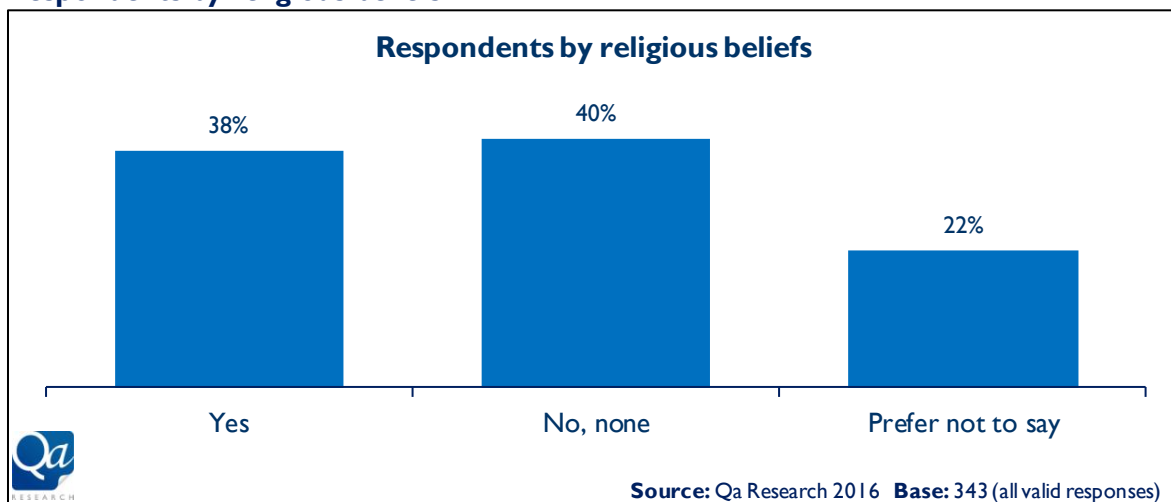
Respondents by Gender

Ethnic group of respondents	Count	Percentage
NET: White	277	76%
NET: BME	87	24%
Asian or Asian British - Indian	17	5%
Asian or Asian British - Pakistani	19	5%
Asian or Asian British - Bangladesh	4	1%
Asian or Asian British - Chinese	5	1%
Any other Asian background	7	2%
Black or Black British - African	10	3%
Black or Black British - Caribbean	6	2%
Any other Black background	-	-
Dual Heritage - White and Black Caribbean	5	1%
Dual Heritage - White and Black African	4	1%
Dual Heritage - White and Asian	5	1%
Any other Dual Heritage background	2	1%
White - English / Welsh / Scottish / Northern Irish / British	259	71%
White – Irish	2	1%
White - Gypsy or Irish Traveller	1	<1%
Any other White background	15	4%
Other ethnic group – Arab	-	-
Any other ethnic group	3	1%
Base: All valid answers	364	100%

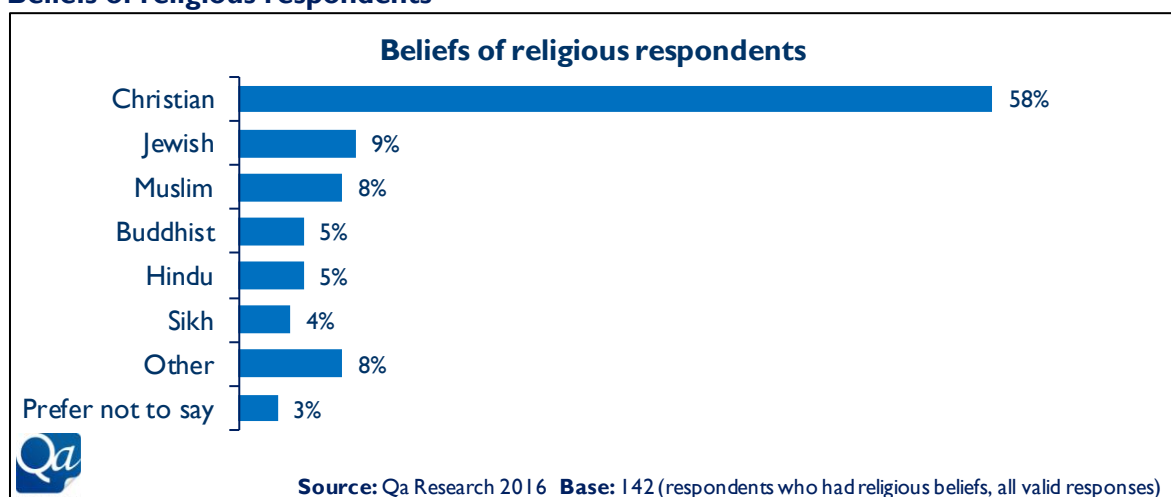
Respondents by sexuality



Respondents by religious beliefs



Beliefs of religious respondents



4. Summary of findings

- This research details the findings of the 2016-2019 Budget Consultation for Derby City Council. A total of 600 people completed the formal consultation questionnaire, although the number that completed each question varied considerably from this. In addition, a number of other submissions to the consultation have been included in this report.
- The principle finding of the Budget Consultation was the very high disagreement with the proposals for the Community and Place directorate, and specifically that this related to huge concern over the proposed funding cuts to museums and culture in Derby. Nine-in-ten respondents to the consultation disagreed with these proposals.
- Agreement with the proposals was highest for the directorate of Organisation and Governance, with four-in-ten (42%) of respondents agreeing, roughly double the number who disagreed (24%). The same proportion agreed with the proposals for People's Services (42%), although the level of disagreement here was higher (34%).
- The proposals for the Capital Programme split respondents, and there was no statistically significant difference between the proportion that agreed, disagreed, or was neutral about these proposals. The verbatim comments suggested that there may have been a degree of confusion about these proposals, and this may have contributed to the lack of consensus.
- BME respondents were more likely to agree with all the proposals than White respondents, with the exception of Communities and Place where the level of agreement was equally low. Inversely, White respondents were consistently more likely to disagree with the proposals. These were the only notable findings by demographic subgroups.

5. Appendix

5.1 Derby Moor School comments

Comments made by Derby Moor School have been coded into thematic categories using the same methodology as for the Budget Consultation survey. Pupils produced 'crib sheets' that condensed the Budget Proposals into a number of specific categories along with a very brief description of the proposals. This was circulated to pupils for them to make brief comments on and then the forms passed back to the Council.

Below is each individual section that on the crib sheet, along with the descriptions used for each of the proposals.

Transport

A new approach to the way we transport children with special needs, disabilities or learning difficulties focusing on post 16 transport. Saving £200,000 by 2019 with no proposed savings in 2016/2017.

Transport	Count	Percentage
Disagree with proposal	8	35%
Agree with proposal	1	4%
Proposal will negatively affect disabled people	6	26%
Proposal will negatively affect school children and parents	4	17%
It will be more expensive	2	9%
It will encourage people to walk more	2	9%
Transport is important to all people, cuts will put a strain on them	1	4%
People will not have to worry about taking their children to school	1	4%
Base	23	100%

Children's Centres

The proposal is to deliver these sorts of services close to where families live instead of specific purpose buildings (children centres). Some transferring into schools and some will be used for wider public centre based services saving £301,000

Children's Centres	Count	Percentage
Disagree with proposal	3	21%
Agree with proposal	4	29%
They offer support to parents	2	14%
Proposal will negatively affect working parents	3	21%
Moving them will negatively impact on the local community	4	29%
Base	14	100%

Home First

Review the service supporting people to continue to live at home and to leave hospital early saving £843,000 2017/18

Home First	Count	Percentage
Disagree with proposal	2	13%
Agree with proposal	5	33%
It is a risk to people's health	2	13%
Make sure they are checked in case they suddenly get worse	1	7%
Only for patients with less serious injuries	1	7%
It will put more people in hospital	1	7%
Vulnerable people need community nurse support	1	7%
There will be no support if someone suffers a crisis at home	1	7%
Don't know	1	7%
Base	15	100%

Housing Related Support

Find different ways of doing things by focusing on the people with the highest needs and in poor situations saving £1.382m

Housing Related Support	Count	Percentage
Disagree with proposal	3	30%
Agree with proposal	5	50%
Means testing housing will increase homelessness	1	10%
Vulnerable people should be kept safe	1	10%
Base	10	100%

Domestic Violence

Find different ways to support victims of domestic violence and try to find ways of getting the money from somewhere else to fund this programme. The current cost to run this service is £127,000.

Domestic Violence	Count	Percentage
Disagree with proposal	5	28%
Agree with proposal	2	11%
This will make people feel unsafe	2	11%
Vital support is offered to sufferers	2	11%
It is important that refuges stay open and protect people	3	17%
There must be a backup before getting rid of them	1	6%
Victims of abuse are vulnerable to theft and assault	1	6%
This would make it more chaotic	1	6%
Let them fight	1	6%
No relevant answer	2	11%
Base	18	100%

Livewell lifestyle programme

Supports people with healthy eating, weight management and the effect of smoking will refocus to save £300,000 in 2016/17 and £1,000,000 in 2018/19.

Livewell lifestyle programme	Count	Percentage
------------------------------	-------	------------

Agree with proposal	6	35%
Disagree with proposal	2	12%
It helps people stay healthy	2	12%
It will make no difference, people are still unhealthy	2	12%
I don't mind	1	6%
Okay, but it shouldn't stop	1	6%
It is positive and should be implemented	1	6%
If it is cut there will be less help available	1	6%
No relevant answer	1	6%
Base	17	100%

Drug and Alcohol Team

It is proposed to close the council funded element saving £86,000 in 2016/17. This relates to football activity as part of the recovery pathway.

Drug and Alcohol Team	Count	Percentage
Disagree with proposal	4	36%
Agree with proposal	3	27%
Addicted people will just hang around on the streets	1	9%
Rehab is an important process to improve the lives of many people	1	9%
The amount of people requiring help is increasing	1	9%
No relevant answer	1	9%
Base	11	100%

Sexual Health

We will buy new sexual health services with an efficiency saving of £89,000 to start in April 2018. It is expected this saving will be achievable without reducing the service.

Sexual Health	Count	Percentage
Agree with proposal	4	29%
Disagree with proposal	3	21%
There will be more teenage pregnancies	1	7%
No one will use this service, it is a waste of money	1	7%
People need to be spoken to more about safe sex	1	7%
There will be no form of free support and advice if this is scrapped	1	7%
It needs more promotion and resources to uphold	1	7%
Don't buy	1	7%
No relevant answer	1	7%
Base	14	100%

Trading Standards

Reduced number of food safety and health and safety inspections and reduce the support given to local businesses. Saving of £75,000 in 2016/17

Trading Standards	Count	Percentage
There will be food hygiene risks	6	35%
Disagree with proposal	4	24%
Agree with proposal	3	18%
Companies will not comply with health and safety	3	18%
We need more safety acts, not less	1	6%
It will reduce the amount of accidents at work	1	6%
Base	17	100%

Neighbourhood management

Stop the role and neighbourhood funding which pays for some youth projects in neighbourhoods saving of £917,000.

Neighbourhood management	Count	Percentage
Agree with proposal	6	55%
Children will have nothing to do and may turn to crime	2	18%
Possibly cut down but do not entirely cut	1	9%
Agree in areas where youth clubs fail	1	9%
This keeps neighbourhoods alive	1	9%
Base	11	100%

Festive lights

Will stop from April 2016-17 saving £114,000

Festive lights	Count	Percentage
Agree with proposal	5	26%
Disagree with proposal	3	16%
Council should not be so uptight	3	16%
Derby will look boring	2	11%
It will save electricity	2	11%
They are not very important or a waste of money	2	11%
There should be more lights	1	5%
Stop the lights at certain time periods	1	5%
They promote diversity	1	5%
Base	19	100%

Water features

Will cease from March 2016 saving £63,000 2016/17

Water features	Count	Percentage
Agree with proposal	5	45%
Disagree with proposal	2	18%
They are not very important or a waste of money	2	18%
There should be more water features	1	9%
Stop the water features during less busy times	1	9%
They make areas look more presentable to the public	1	9%
Base	11	100%

Housing Options and Advice Service

Will reduce and will only provide support to council tenants saving £448,000

Housing Options and Advice Service	Count	Percentage
Agree with proposal	5	56%
It will increase homelessness	2	22%
Disagree with proposal	1	11%
No relevant answer	1	11%
Base	9	100%

CCTV covering the city centre

Stop CCTV, other organisations may be taking on and managing the system currently costs £56,000

CCTV covering the city centre	Count	Percentage
People would feel unsafe	12	38%
There will be an increase in crime	11	34%
Disagree with proposal	10	31%
It will be harder to catch criminals	4	13%
Agree with proposal	3	9%
It will cause more problems	2	6%
Base	32	100%

Discounted travel concessions for young people

Stop discounted travel for young people (B-line) from July 2016 saving of £109,000 in 2016 and a further £37,000 in 2017/18.

Discounted travel concessions for young people	Count	Percentage
Young people will not be able to afford to travel	13	52%
Disagree with proposal	7	28%
Discounted travel is needed so young people can work, study and shop	5	20%
Less people will use public transport	2	8%
Agree with proposal	1	4%
Discounted travel is very useful (general)	1	4%
Young people should be entitled to discounted travel	1	4%
No relevant answer	1	4%
Base	25	100%

Leisure

Closure of water-play facilities at Arboretum Park and further rationalisation of football provision. Work will need to be done with the community to consider how the parks will function without the Council's Support.

Leisure	Count	Percentage
Agree with proposal	5	29%
Disagree with proposal	3	18%
Football provision is important	2	12%
It encourages people to be healthy and active	2	12%
People will have less places to do activities, may have to travel further and pay more	2	12%
Children love it	1	6%
It keeps teenagers away from drugs and alcohol	1	6%
Monitoring of parks could be done through community service	1	6%
The amount of people doing sport may decrease	1	6%
Base	17	100%

Street Cleaning

Reduce street cleansing service saving £182,000

Street Cleaning	Count	Percentage
Disagree with proposal	4	15%
Agree with proposal	4	15%
Derby will become untidy	3	12%
It will cause hygiene issues	3	12%
Derby is already untidy	3	12%
There should be more bins	2	8%
There are too many sunflower seeds	2	8%
This will cause wider issues in the community	2	8%
There will be problems with rats	1	4%
People should be encouraged not to litter in the first place	1	4%
Streets should be kept clean	1	4%
Concern questioning who will clean the bins	1	4%
Concern about the environment	1	4%
Base	26	100%

Christmas Lights Switch-On and the Ice-Rink

Will stop in 2016/17 to save £73,000 and a further £10,000 in future years.

Christmas Lights Switch-On and the Ice Rink	Count	Percentage
Agree with proposal	5	29%
Disagree with proposal	3	18%
It is a tradition or festive	3	18%
Derby will be boring	1	6%
It does not affect me	1	6%
Make sure the ice rink is profitable	1	6%
Use power saving lights	1	6%
It will reduce families visiting Derby	1	6%
No relevant answer	1	6%
Base	17	100%

Outdoor events

Will stop including Darley Park Concert, Bonfire and Fireworks and funding for Caribbean Carnival save 173,000 in 2016/17.

Outdoor events	Count	Percentage
Agree with proposal	5	22%
They promote multiculturalism	4	17%
They are good for building community spirit	3	13%
Disagree with proposal	2	9%
There would be nothing to do in Derby	2	9%
People enjoy attending the events	2	9%
There should be more outdoor events	1	4%
They are traditional	1	4%
The amount should reduce but not completely	1	4%
There could be donation boxes or charity stalls	1	4%
No relevant answer	3	13%
Base	23	100%

Moorways swimming pool

Will close the end of March 2016, making a saving of £214,000 in 2016/17 and further savings of £154,000 in in future years.

Moorways swimming pool	Count	Percentage
Agree with proposal	5	25%
Disagree with proposal	4	20%
Schools use it	4	20%
They encourage exercise	2	10%
People who love swimming will have nowhere to go, it is the only pool in Derby	2	10%
It is important and I enjoy visiting	2	10%
Accept donations	1	5%
People will not learn how to swim	1	5%
Close them all	1	5%
Base	20	100%

Museum Trust

Will be asked to make savings of £170,000 in 2016/17 entry charges could rise

Museum Trust	Count	Percentage
Agree with proposal	6	43%
Disagree with proposal	2	14%
Children go there to learn	1	7%
Accept donations or have paid exhibitions	1	7%
It keeps the history of the city alive and is good for tourism	1	7%
People may visit less frequently	1	7%
No relevant answer	2	14%
Base	14	100%

Libraries

A revised service offer is planned sometime after April 2017 with potential future savings of £673,000.

Library	Count	Percentage
Disagree with proposal	5	36%
Agree with proposal	3	21%
Shut them all down	2	14%
Job losses will result in an increase in crime	2	14%
It will put people off reading	2	14%
Students need to access them	1	7%
I do not use the library	1	7%
No relevant answer	1	7%
Base	14	100%

5.2 Questionnaire



Derby City Council

Feedback on Derby's Budget Consultation 2016 - 2019

If you have any comments about any of the proposals contained in the Budget Consultation document, please complete and submit your feedback by 4pm on 5 January 2016. All of the information that you provide will be treated in confidence, please complete all of the questions that you are comfortable answering.

The feedback form provides space to comment on all of the budget proposals and follows the same format as Derby's 15 Year Vision and Budget Consultation document. You can view the document at your local library, at the Council House or on our website at <http://www.derby.gov.uk/yourcityyoursay>

Detailed proposals by Directorate - People Services

How strongly do you agree or disagree with the proposals for People Services? Please select one option.

- ☐ Strongly agree ☐ Agree ☐ Neither agree nor disagree ☐ Disagree ☐ Strongly disagree

Please use the space below to make any comments about the proposals for People Services.

Detailed proposals by Directorate - Communities and Place

How strongly do you agree or disagree with the proposals for Communities and Place? Please select one option.

- ☐ Strongly agree ☐ Agree ☐ Neither agree nor disagree ☐ Disagree ☐ Strongly disagree



Please use the space below to make any comments about the proposals for Communities and Place.

Detailed proposals by Directorate - Organisation and Governance

How strongly do you agree or disagree with the proposals for Organisation and Governance? Please select one option.

- ☐ Strongly agree ☐ Agree ☐ Neither agree nor disagree ☐ Disagree ☐ Strongly disagree

Please use the space below to make any comments about the proposals for Organisation and Governance.

Capital Programme Proposals

How strongly do you agree or disagree with the new proposals for the Capital Programme? Please select one option.

- ☐ Strongly agree ☐ Agree ☐ Neither agree nor disagree ☐ Disagree ☐ Strongly disagree

Please use the space below to make any comments about the Capital Programme.



Overall proposals

If you have any further comments you would like to make on the budget proposals, please use the space below.

The next few questions will help us to make sure that we hear everyone's views, whatever your age or background.

Are you a ...

Please select all that apply.

- | | |
|--|---|
| <input type="checkbox"/> Derby Resident? | <input type="checkbox"/> representative of a voluntary or community organisation? |
| <input type="checkbox"/> representative of a business based in Derby? | <input type="checkbox"/> Other |
| <input type="checkbox"/> representative of a public sector organisation? | |

Other, please say

If you are completing this form as a Derby resident...

Are you ...

Please select one option.

- | | |
|----------------------------|------------------------------|
| <input type="radio"/> Male | <input type="radio"/> Female |
|----------------------------|------------------------------|

What was your age on your last birthday? Please tell us your age in years.



To which group do you consider you belong? Please select one option.

- | | |
|---|---|
| <input type="radio"/> Asian or Asian British - Indian | <input type="radio"/> Dual Heritage - White and Black African |
| <input type="radio"/> Asian or Asian British - Pakistani | <input type="radio"/> Dual Heritage - White and Asian |
| <input type="radio"/> Asian or Asian British - Bangladeshi | <input type="radio"/> Any other Dual Heritage background |
| <input type="radio"/> Asian or Asian British - Chinese | <input type="radio"/> White - English / Welsh / Scottish / Northern Irish / British |
| <input type="radio"/> Any other Asian background | <input type="radio"/> White - Irish |
| <input type="radio"/> Black or Black British - African | <input type="radio"/> White - Gypsy or Irish Traveller |
| <input type="radio"/> Black or Black British - Caribbean | <input type="radio"/> Any other White background |
| <input type="radio"/> Any other Black background | <input type="radio"/> Other ethnic group - Arab |
| <input type="radio"/> Dual Heritage - White and Black Caribbean | <input type="radio"/> Any other ethnic group |

If you have selected one of the 'Any other background' options, please give further details.

I consider myself to be ... Please select one option.

- | | |
|---|---|
| <input type="radio"/> Heterosexual/straight | <input type="radio"/> Gay woman/lesbian |
| <input type="radio"/> Bisexual | <input type="radio"/> Other |
| <input type="radio"/> Gay man | <input type="radio"/> Prefer not to say |

Do you have any religious beliefs? Please select one option.

- | | |
|--------------------------------|---|
| <input type="radio"/> Yes | <input type="radio"/> Prefer not to say |
| <input type="radio"/> No, none | |

If you have religious beliefs. Which of the following religions do you consider you belong to? Please select one option.

- | | |
|---------------------------------|---|
| <input type="radio"/> Buddhist | <input type="radio"/> Muslim |
| <input type="radio"/> Christian | <input type="radio"/> Sikh |
| <input type="radio"/> Hindu | <input type="radio"/> Other |
| <input type="radio"/> Jewish | <input type="radio"/> Prefer not to say |

Please tell us your postcode. *This allows us to look at the responses we have received by area and is optional.



All information provided will be treated in accordance with the Data Protection Act 1998. We will only use this information to provide feedback to Council Cabinet on the Budget Proposals 2016/17 to 2018/19.

Thank you for passing on your comments, please send your completed feedback form freepost by 4pm on 5 January 2016 to:

Derby City Council Revenue and Capital Budget Proposals 2016/17 Comments
Derby City Council
FREEPOST
MID24259
DERBY
DE1 2BR



Page:4