



DERBY CITY COUNCIL

Minority Communities Diversity Forum

ESOL Provision within Derby City Council Adult Learning Service

Background

- Well established track record of delivering ESOL since the 1970s
- In the last 2 inspections in 2005 and 2007 the provision was graded as Good Grade 2
- In 2006/07 there were 895 individuals on ESOL courses and 1,328 enrolments. This represents 20% of all learners
- ESOL provision has a positive impact on social cohesion

Issues

- The provision is funded by the Learning and Skills Council and is subject to their funding rules and regulations
- There are restrictions on:
 - Non-EU citizens, who have not been resident in the EU for 3 years
 - Asylum seekers, unless they have settled status or have been waiting for a Home Office decision for more than 6 months
 - Spouses of all asylum seekers

ESOL Learners

- High levels of demand – in 2006/07 there were 100 learners on the waiting list at Derby Multicultural Centre (DMC)
- Wide range of nationalities – in June 2007 there were 47 first languages represented at DMC
- Largest groups are from Pakistan, Poland and Iraq

New Regulations from Sept 2007

- The automatic right to fee remission was removed.
- Only those who are in receipt of means tested benefits are eligible for free classes.
- Course fees are set at £2.70 per hour for 2007/08
- As a result of a national Equalities Impact Assessment, DCC received £25,000 as a Hardship fund to be used to alleviate the impact on those who are most harshly affected - those on low incomes and spouses.
- The fund is not sufficient to meet every claim and will only be available for one year.

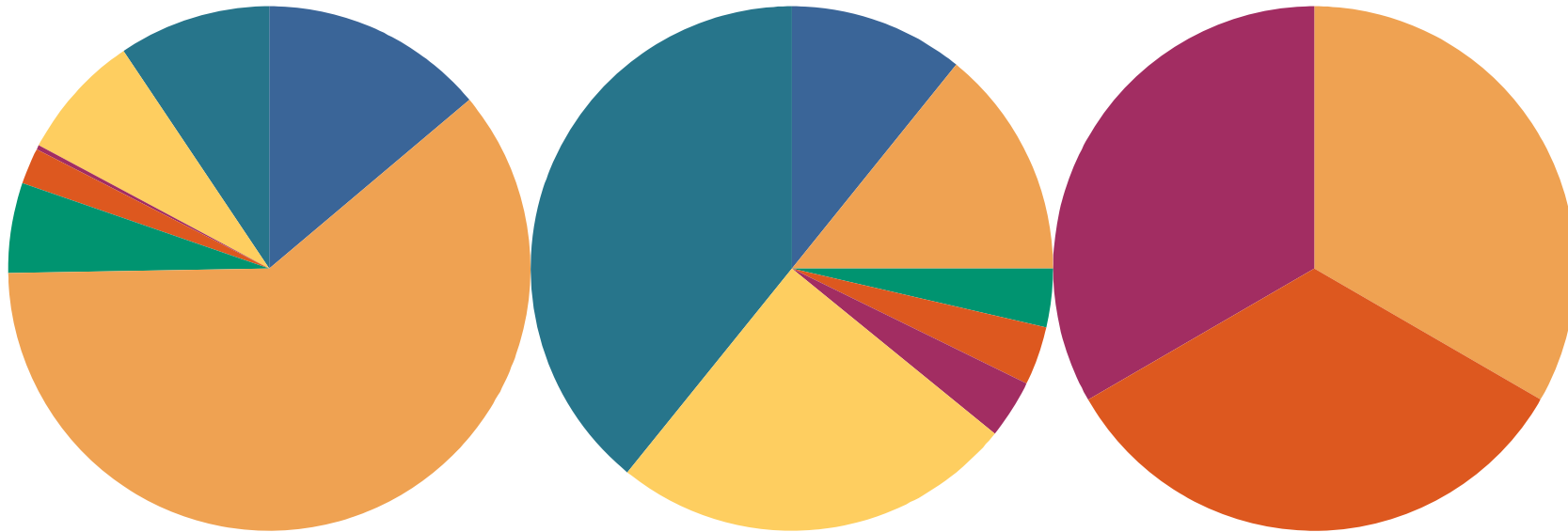
Impact

- Some learners have not returned to continue with courses
- The places available are being filled by those in receipt of benefits
- There is unmet demand in the Arboretum Ward but a reduction in demand at the Rycote centre in Darley ward.
- Staff are spending time giving benefits advice to encourage those who are eligible to apply
- The Hardship fund will be fully allocated by December 2007

Conclusion

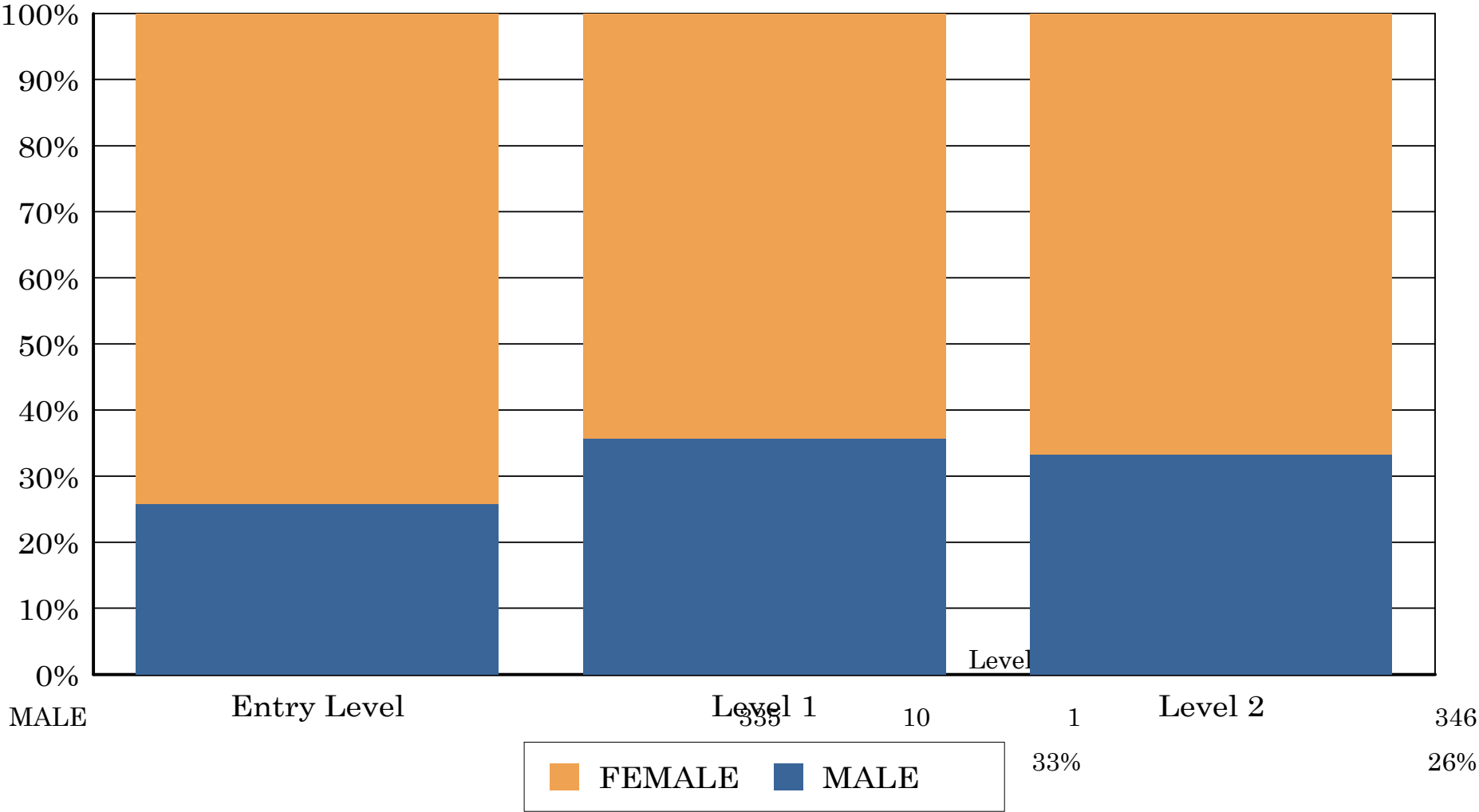
- Demand for ESOL is expected to continue to be high
- Course fees may prevent some potential learners from joining courses or continuing on to higher level courses
- There is a new need for closer working between ALS and benefits advice services to ensure a greater take-up of benefits by eligible ESOL learners
- The minimum cost of continuing to support those classed as “hardship” cases will be at least £25,000 per annum

Ethnicity	Entry	Level 1	Level 2	Total
African - Black/Black	54	1	0	55
	4%	3%	0%	4%
any other	180	3	0	183
	13%	10%	0%	13%
Bangladeshi - Asian/Asian	23	0	0	23
	1%	0%	0%	1%
Caribbean - Black/Black	4	0	0	4
	0%	0%	0%	0%
Chinese	31	1	1	33
	2%	3%	33%	2%
Indian - Asian/Asian	156	2	1	159
	12%	7%	33%	11%
Mixed any other Mixed	0	1	1	2
	0%	3%	33%	0%
Mixed -White and Asian	4	0	0	4
	0%	0%	0%	0%
Mixed -White and Black	8	0	0	8
	0%	0%	0%	0%
not known/provided	101	7	0	108
	7%	25%	0%	8%
Other Asian - Asian/Asian	37	1	0	38
	2%	3%	0%	2%
Other Black - Black/Black	5	0	0	5
	0%	0%	0%	0%
Pakistani - Asian/Asian	573	1	0	574
	44%	3%	0%	43%
White Irish	2	0	0	2
	0%	0%	0%	0%
White other background	119	11	0	130
	9%	39%	0%	9%
Total	1,297	28	3	1,328

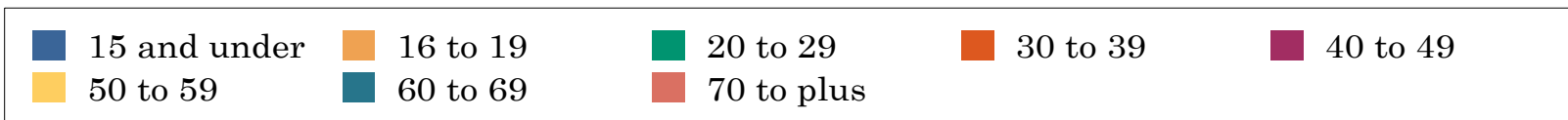
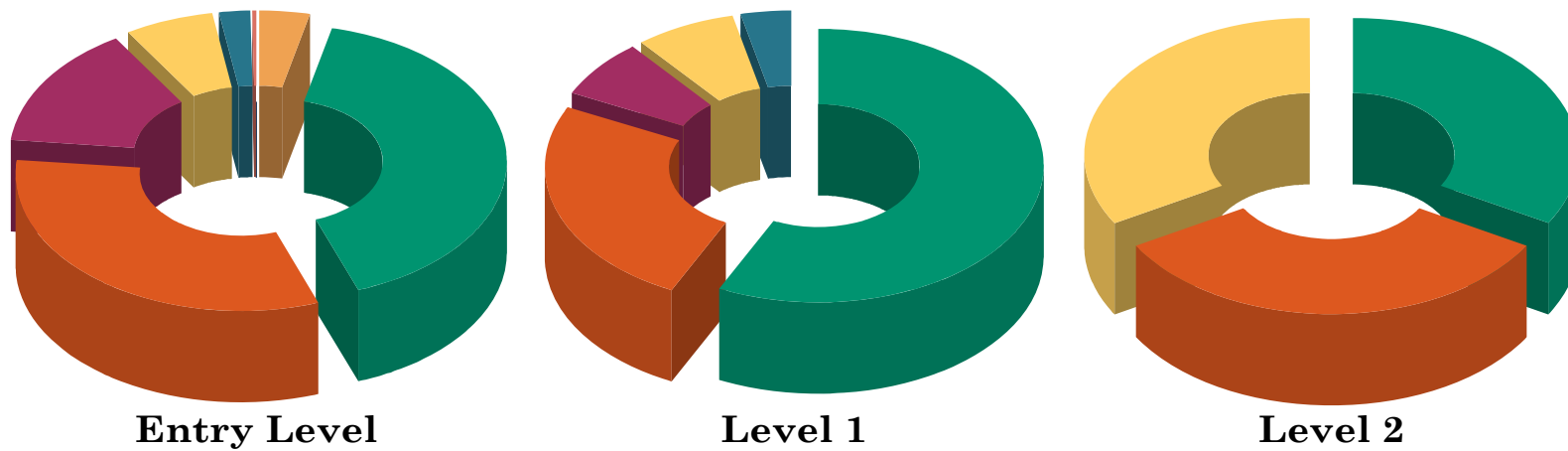


LEVEL	Entry Level	Level 1	Level 2	Total
Any Other	180	3	0	183
	13%	10%	0%	13%
Asian or Asian British	789	4	1	794
	60%	14%	33%	59%
Black or Black British	71	1	0	72
	5%	3%	0%	5%
Chinese	31	1	1	33
	2%	3%	33%	2%
Mixed ethnic background	4	1	1	6
	0%	3%	33%	0%
Not known/not provided	101	7	0	108
	7%	25%	0%	8%
White ethnic background	121	11	0	132
	9%	39%	0%	9%

ESOL Learners by Gender by Level



ESOL Learners Age Groups by Level



	Age Groups	Entry Level	Level 1	Level 2	Total
	15 and under	1	0	0	1
		0%	0%	0%	0%
	16 to 19	47	0	0	47
		3%	0%	0%	3%
	20 to 29	530	16	1	547
		40%	57%	33%	41%
	30 to 39	415	7	1	423
		31%	25%	33%	31%
	40 to 49	189	2	0	191
		14%	7%	0%	14%
	50 to 59	83	2	1	86
		6%	7%	33%	6%
	60 to 69	27	1	0	28
		2%	3%	0%	2%
	70 to plus	5	0	0	5
		0%	0%	0%	0%

White Ethnic Background (%)

