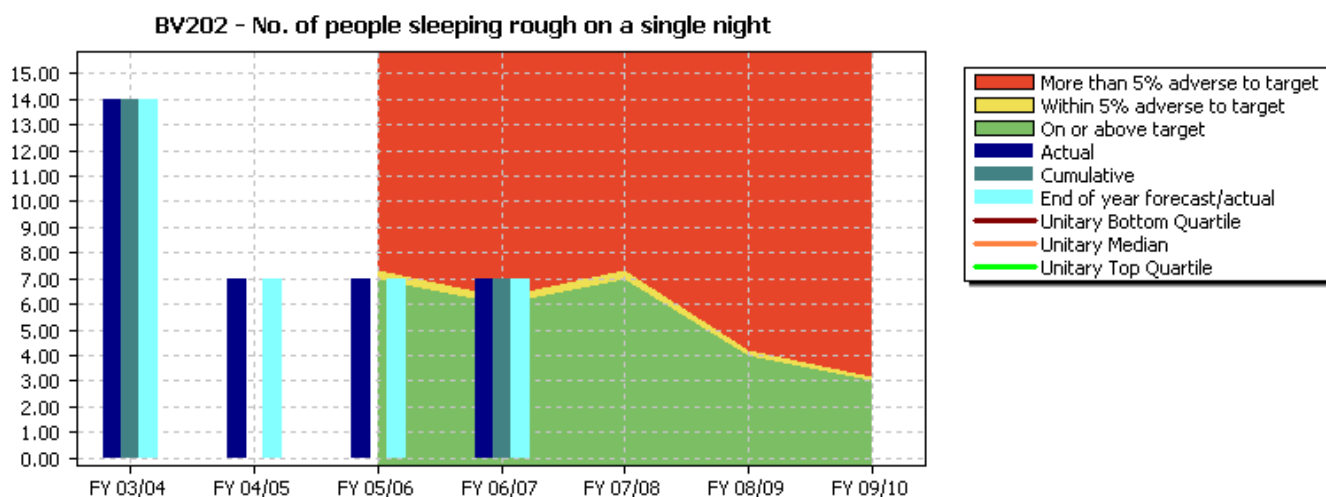


# Appendix 3

## Red Annual Indicators 2006-07

### BV202 - No. of people sleeping rough on a single night (BVPI Set 04/05)



	End of year forecast/ actual	Actual	Cumulative	Target	Unitary Bottom Quartile	Unitary Median	Unitary Top Quartile	Lower Target
<b>FY 03/04</b>	✓14.00	✓14.00	✓14.00					
<b>FY 04/05</b>	✓7.00	✓7.00						
<b>FY 05/06</b>	✓7.00	✓7.00		✓7.00				7.35
<b>FY 06/07</b>	✓7.00	✓7.00	✓7.00	✓6.00	✓6.00	✓3.00	✓1.00	6.30
<b>FY 07/08</b>				✓7.00				7.35
<b>FY 08/09</b>				✓4.00				4.20
<b>FY 09/10</b>				✓3.00				3.15

#### Commentaries

The reported figure has been determined through a rough sleeper survey carried out in 03/04 with the involvement of ODPM. Updated figures will be available in Nov 04/05 when a follow up survey is carried out - Henry Cipcer - 15/04/2005

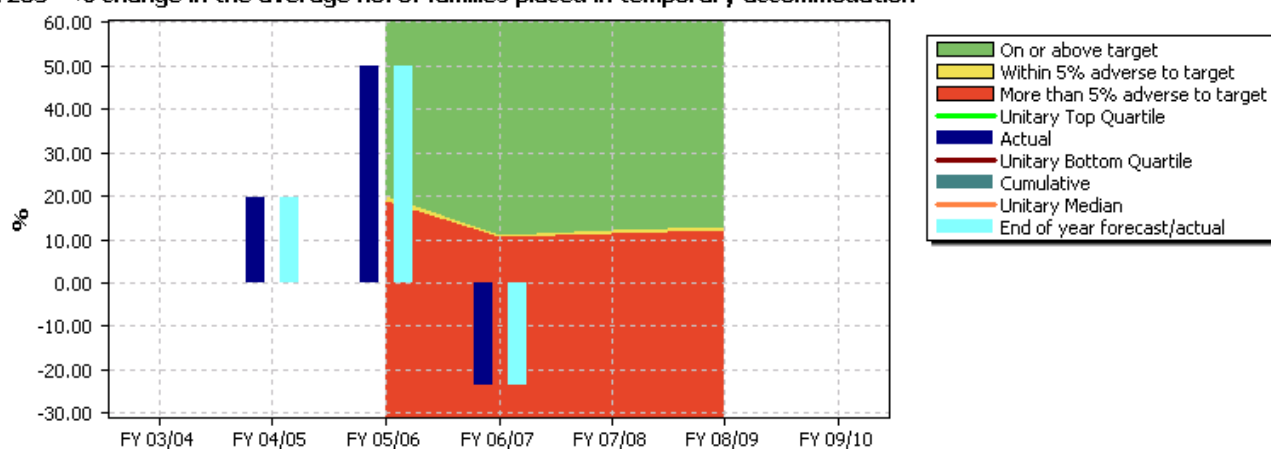
Latest Rough Sleeper Count on 7 April 2005 shows reduction from 14 to 7. Henry Cipcer - 01/08/2005

Next rough sleeper count to be conducted in 2008/9. Lisa Callow - 20/04/2007

## BV203 -

### % change in the average no. of families placed in temporary accommodation

BV203 - % change in the average no. of families placed in temporary accommodation



	End of year forecast/actual	Actual	Cumulative	Target	Unitary Bottom Quartile	Unitary Median	Unitary Top Quartile	Lower Target
FY 03/04								
FY 04/05	✓19.68	✓19.68						
FY 05/06	✓50.00	✓50.00		✓20.00				19.00
FY 06/07	✓-23.68	✓-23.68		✓11.00	✗10.89	✗-1.76	✗-15.25	10.45
FY 07/08				✓12.00				11.40
FY 08/09				✓13.00				12.35
FY 09/10								

#### Commentaries

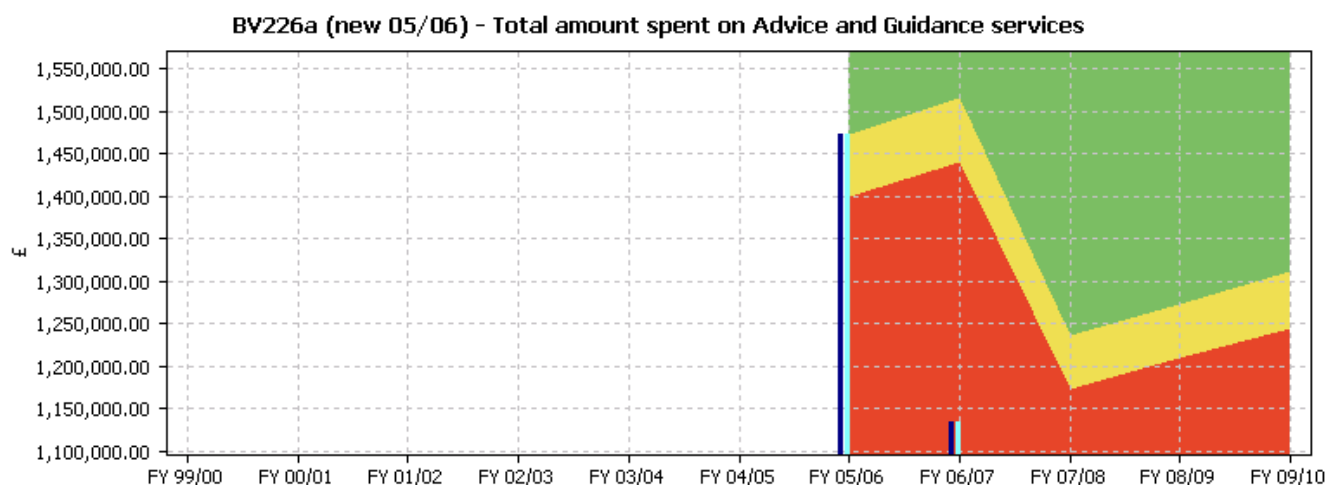
The increase in the numbers of families in temporary accommodation reflects the efforts made to reduce the use of bed and breakfast establishments except in emergencies. We have increased the numbers of houses and flats available for temporary accommodation in place of the routine use of B&B. The additional security of tenure which this provides has meant that the rate of case turnover is inevitably reduced and the length of time families are housed temporarily has increased. Overall this increases the numbers of people in temporary accommodation at any one time.

Henry Cipcer - 10/05/2005

Emphasis on effective homelessness case management and prevention work has enabled the use of temporary accommodation to be reduced. DCLG have also placed emphasis on reducing the use of temporary accommodation and performance is likely to be improved further through 2007/08.

Data quality issues should have been greatly improved through the replacement of the Academy Housing Database with Abritas, which is far better suited to performance management functions. Henry Cipcer - 20/04/2007

## BV226a (new 05/06) - Total amount spent on Advice and Guidance services



	End of year forecast/ actual	Actual	Cumulative	Target	Unitary Bottom Quartile	Unitary Median	Unitary Top Quartile	Lower Target
<b>FY 04/05</b>								
<b>FY 05/06</b>	1,471,903.00 ✓	1,471,903.00 ✓		1,471,903.00 ✓				1,398,307.85
<b>FY 06/07</b>	1,133,280.00 !	1,133,280.00 !		1,516,060.00 ✓				1,440,257.00
<b>FY 07/08</b>				1,235,274.00 ✓				1,173,510.30
<b>FY 08/09</b>				1,272,332.00 ✓				1,208,715.40
<b>FY 09/10</b>				1,310,501.00 ✓				1,244,975.95

### Commentaries

This is the total spend on advice services from the Community Grants Budget, Social Services & Joint Funding. The Community Grants Budget spend has simply been increased by 3% but there has been some reduction in grants from both other budgets. David Brewin (BrewinD1) - 04/05/2007

## CP1.5dii Number of Area Panels Webcast (Corporate Plan 2006-09)

### Commentaries

There have been no area panels webcast in Q1 or Q2. Technical difficulties and cost considerations have prevented progress. Alternative solutions are being investigated through the e-Democracy Working Party. Tuckwell, Natalie - 21/11/2006

Target will not be achieved as there are technical difficulties in webcasting area panel meetings which cannot be economically overcome. Tuckwell, Natalie - 01/05/2007

**CP3.2ai -**

**The number of additional Extra Care bed spaces provided (Corporate Plan 2006 - 2009)**

	<b>End of year forecast/actual</b>	<b>Actual</b>	<b>Cumulative</b>	<b>Target</b>	<b>Lower Target</b>
<b>FY 04/05</b>					
<b>FY 05/06</b>					
<b>FY 06/07</b>	✓0.00	✓0.00		✓77.00	73.15
<b>FY 07/08</b>				✓80.00	76.00
<b>FY 08/09</b>				✓80.00	76.00
<b>FY 09/10</b>					

**Commentaries**

Target for 2008/09. Proposals in place to deliver 240 Extra Care places. The successful completion of this objective will directly affect achievement of the objective to produce an Older Person's Housing Strategy.

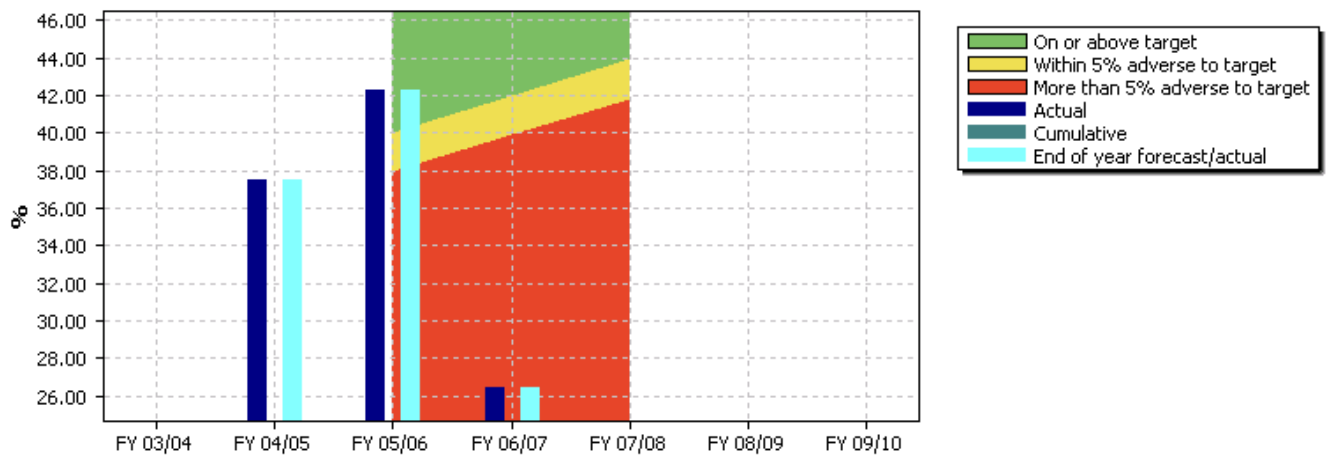
Update at Q3: Bid made with Social Services, for 38 Extra Care places to be made available by Housing 21, using their property in Alvaston. We expect a result on this bid by March 2007. If successful, Housing 21 will rebuild their chosen property and then run the development, with a target date for first lettings in August 2009.

We are also working with other providers, with a view to changing the use of some of their stock to Extra Care standard. Derby Homes are looking at Rebecca House at Uttoxeter Old Road, and Retail Trust are considering a property at Broadway, Alvaston. These are very much early stages, and no target dates are available as yet.  
Curtis T - 03/01/2007

Delays in the progress of the scheme at the Retail Trust site has meant that no units of Extra Care have been provided in 2006-07. These units will be now provided in 2007-08. Ian Fullager - 16/04/2007

## SSC 2.1(CS, NR, CP1.3ai) % of adults who feel able to influence decisions in their local area (LAA Indicator Set)

3C 2.1(CS, NR, CP1.3ai) % of adults who feel able to influence decisions in their local area



	End of year forecast/actual	Actual	Cumulative	Target	Lower Target
<b>FY 03/04</b>					
<b>FY 04/05</b>	✓37.50	✓37.50			
<b>FY 05/06</b>	✓42.25	✓42.25		✓40.00	38.00
<b>FY 06/07</b>	!26.40	!26.40		✓42.00	39.90
<b>FY 07/08</b>				✓44.00	41.80
<b>FY 08/09</b>					
<b>FY 09/10</b>					

### Commentaries

Over the last three years, there has been a small but steady improvement in the percentage of people who feel they can influence decisions affecting their local area, from 36% in 2003 to 38% in 2004/5 and 42% in 2005/6. This shows that some of the mechanisms put in place to engage local people, such as the Area Panels, have had some impact. Engaging and involving local people in the decision making process is an important requirement of the Council and the partnership, and in 2006/7 we will be improving the way we consult and involve the public at both city wide and area and neighbourhood level. Eldam A - 23/05/2006

This indicator is now being monitored via the annual Derby Community Safety Survey. In 2006 26.4% of respondents felt that they were able to influence decisions affecting their local area. This represents a 23% reduction on 2005. Howitt D - 25/01/2007