

ITEM 8

What is the Council doing about the housing issues of vulnerable people?

What do we mean by vulnerable?

CHILDREN AND YOUNG PEOPLE

Women at Risk of Domestic Violence
Young People at Risk
Homeless Families with Support Needs
Teenage Parents

Housing Department

SAFER COMMUNITIES

Single Homeless with Support Needs
Rough Sleepers
Offenders or People at Risk of Offending
People with Alcohol Problems
People with Drug Problems
Refugees
Travellers

Primary Care Trust

Community Mental Health Team


Adult Social Care

Children and Young Peoples

Community Safety Partnership

HEALTH AND SOCIAL CARE

Older People with Support Needs-Gross Contract
Older People with Support Needs-Subsidy Contract
People with a Physical or Sensory Disability
People with Mental Health Problems
People with Learning Disabilities

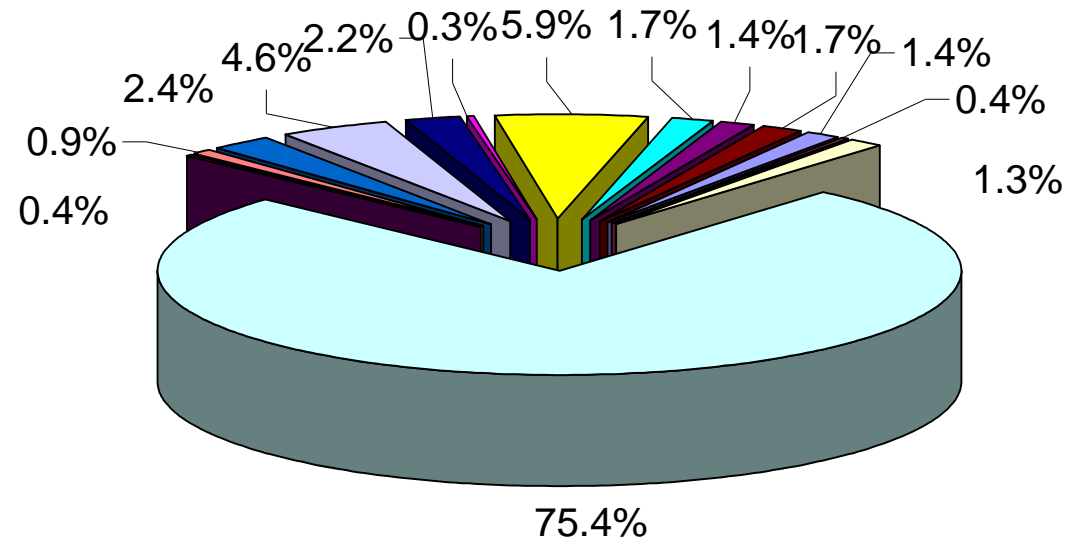


Generic services

- Housing/Estate Management
- Welfare benefits advice
- Legal Advice
- Housing advice and homelessness prevention
Bio House and Milestone House
- Housing standards
- Home energy
 - Warm and Well Project
 - pct and adult social services supported

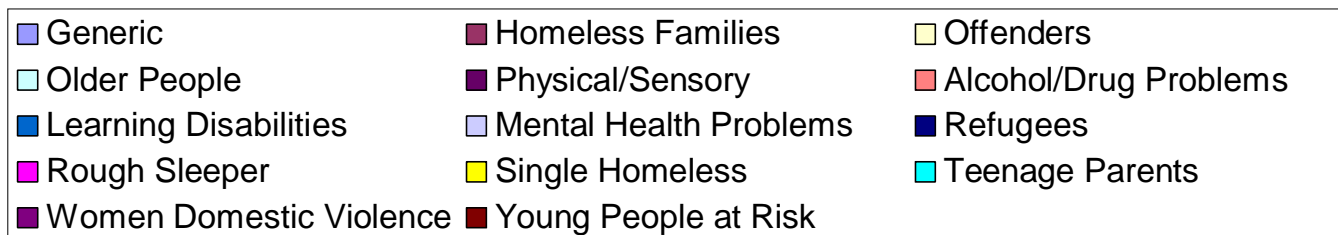
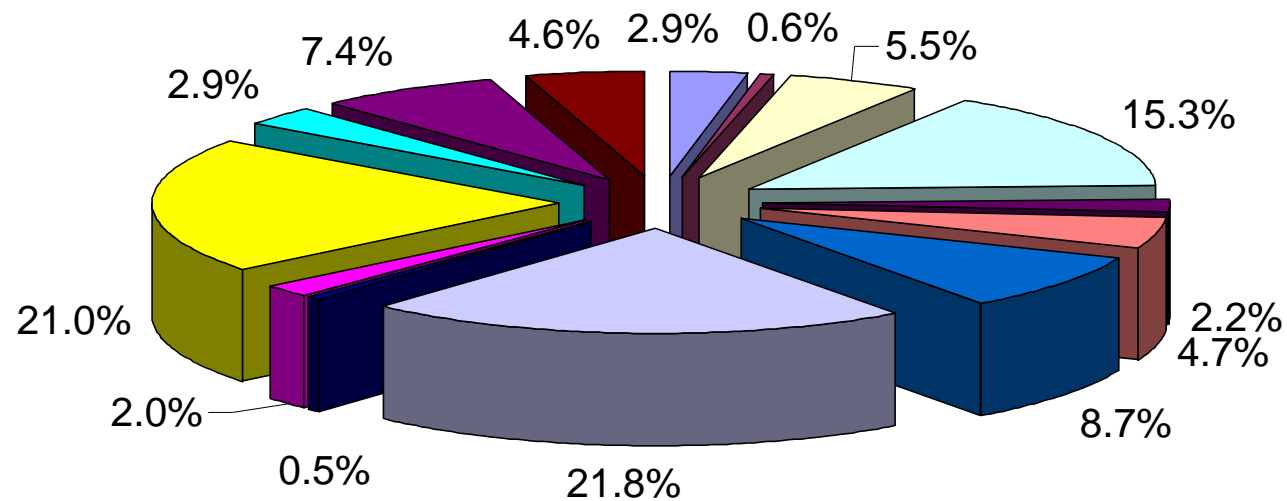
Primary Client Group	No of Units 01/04/2008	As % of Total Units	Units at 01/04/2007	Since 01/04/2007
Generic	67	1.4%	62	▲
Homeless Families	20	0.4%	0	▲
Offenders	63	1.3%	63	▶
Older People	3560	75.4%	3104	▲
Physical/Sensory Disability	18	0.4%	18	▶
Alcohol/Drug Problems	44	0.9%	34	▲
Learning Disabilities	113	2.4%	112	▲
Mental Health Problems	216	4.6%	210	▲
Refugees	103	2.2%	12	▲
Rough Sleepers	14	0.3%	14	▶
Single Homeless	277	5.9%	282	▼
Teenage Parents	80	1.7%	73	▲
Women Domestic Violence	64	1.4%	64	▶
Young People at Risk	80	1.7%	87	▼
Total	4719	100.0%	4135	

Supporting People Units



Primary Client Group	07/08 Funding	As % of Total	06/07 Funding	Since 06/07
Generic	£257,500	2.9%	£250,000	►
Homeless Families	£50,000	0.6%	£0	▲
Offenders	£481,838	5.5%	£664,325	▼
Older People	£1,344,131	15.3%	£1,193,347	▲
Physical/Sensory Disability	£188,965	2.2%	£185,480	►
Alcohol/Drug Problems	£410,820	4.7%	£559,540	▼
Learning Disabilities	£766,586	8.7%	£833,086	▼
Mental Health Problems	£1,910,148	21.8%	£2,290,848	▼
Refugees	£48,204	0.5%	£118,213	▼
Rough Sleeper	£171,298	2.0%	£166,309	►
Single Homeless	£1,839,610	21.0%	£1,777,853	▲
Teenage Parents	£250,636	2.9%	£243,335	►
Women Domestic Violence	£653,683	7.4%	£634,795	►
Young People at Risk	£402,796	4.6%	£391,064	►
Total	£8,776,215	100.0%	£9,308,195	

Supporting People Spend



Drivers and direction for housing support for vulnerable people

- Public Service Agreement (PSA) 16 – socially excluded adults in settled housing and work or training
 - Learning disability
 - Mental Health
 - Physical and sensory disability
 - Ex-offenders

Local Area Agreement priority

- NI 142 – Vulnerable people achieving independent living
 - Successful move on
 - Stretch targets
 - Reward funding

Local plans and input from Gender and Sexuality Diversity

- Housing Strategy –
 - Sept and October workshops and consultation
 - December equality impact assessment
- Coming up soon...
 - Supporting People Strategy
 - BME Housing Strategy
 - Older Persons Housing Strategy