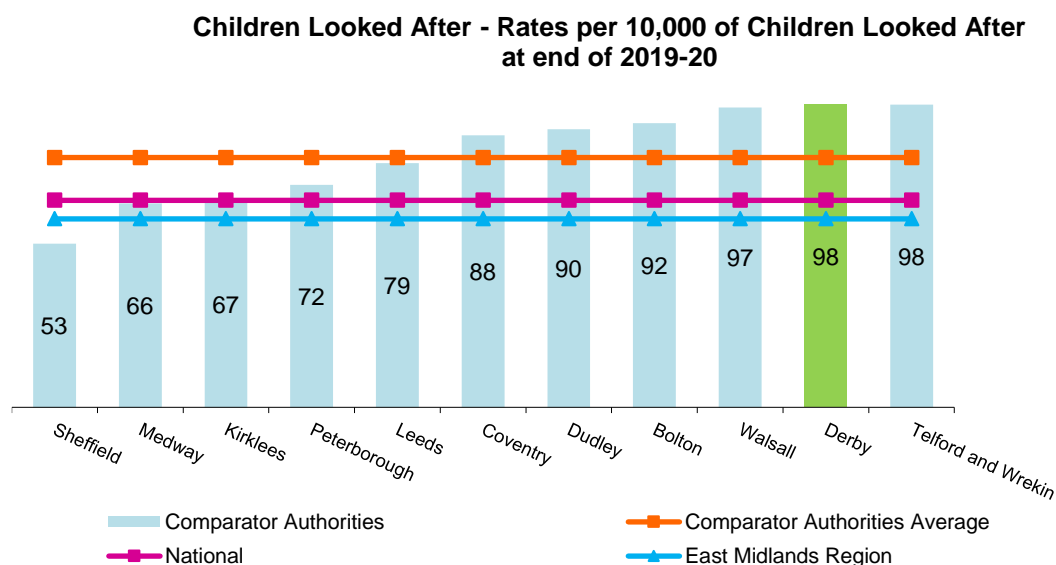


Annual Performance Update – Children in Care and Care Leavers

Purpose

- 1.1 Each year all local authorities submit information on the children and young people that they look after to the Department for Education (DfE). This information is collated centrally and published annually, to inform local understanding on profile, demand and performance in relation to key children in care performance indicators.
- 1.2 The purpose of this report is to provide the Corporate Parenting Committee with an update on Derby's children in care performance, compared to national benchmarks.
- 1.3 Based on national data, at the end of March 2020, Derby City reported a final position of 588 children in care (98 per 10,000, 0 to 18-year olds). This position represents a slight increase from the 2019 position of 562 children and young people, and places Derby above both the national and comparator averages for the rates of children in care per 10,000 population.



- 1.4 Presented in paragraphs 4.1 to 4.6 is a summary of trends for care starters and leavers during 2019/20.
- 1.5 Key highlights on Derby's performance results compared to peers are presented in paragraph 4.7, with a summary of results set out in **Appendix 1**.

Recommendations

- 2.1 To note that the end of March 2020 Derby had a higher than average level of need, represented by above average rates of children in care.
- 2.2 To note the latest performance results set out in Appendix 1, with key outcomes highlighted in paragraph 4.7.

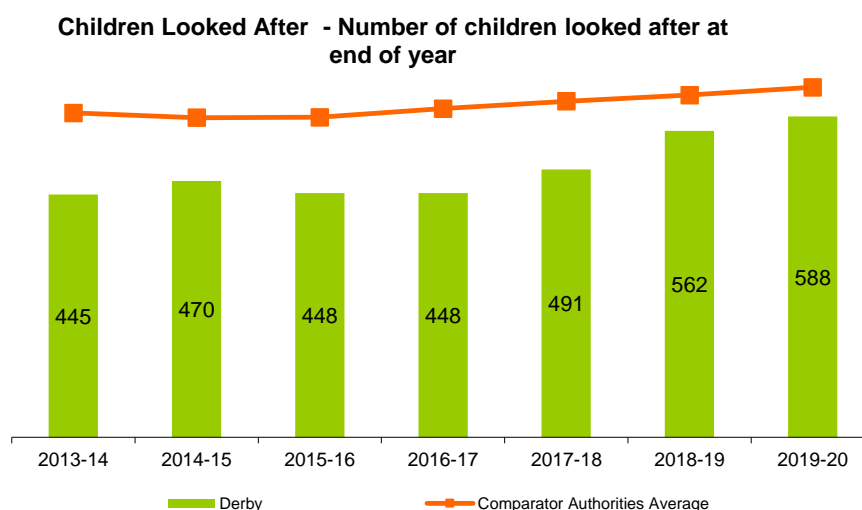
Reason

- 3.1 It is essential that the Corporate Parenting Committee are aware of performance information relating to looked after children and the outcomes achieved for them, providing the Committee with the opportunity to recognise and challenge services as appropriate; supporting improved services and outcomes.

Supporting information

Children in care – key trends

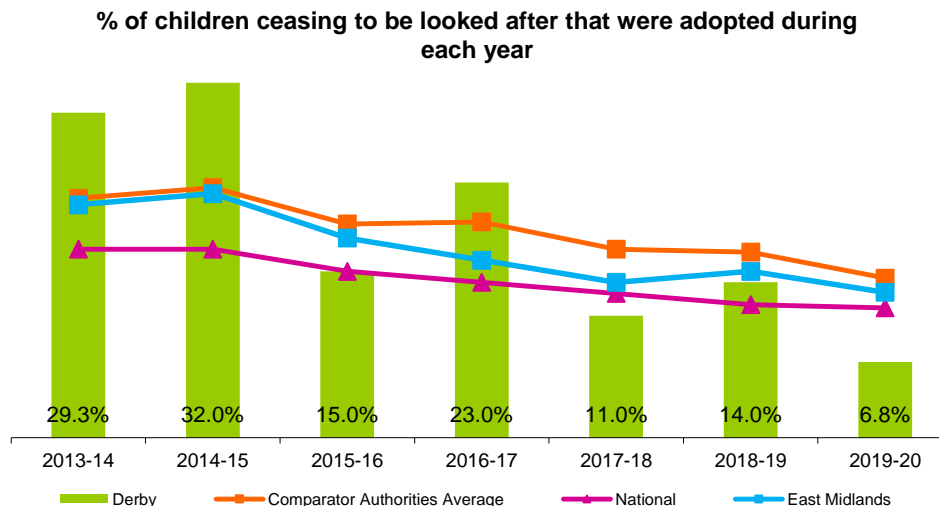
- 4.1 At the end of March 2020, there were a total of 588 children in care, which represents an increase of 140 children since the end of March 2017.



- 4.2 A total of 216 children and young people became looked after in Derby between April 2019 and March 2020, which equates to a rate of 36 per 10,000. This places Derby 30th nationally and above both the national and comparator average rates for care starters.
- 4.3 It should however be noted that 191 children were supported to safely exit care in 2019/20, which at a rate of 32 per 10,000 is also above the national and comparator averages (26 per 10,000 nationally and 25 per 10,000 across comparator averages); evidencing that we are working to support our children in care to permanence.
- 4.4 The largest proportion of children that became looked after in 2019/20 entered care due to 'abuse or neglect' (72.7%), which although higher than the national average (61%) is the most common reason for children coming into care across the country.
- 4.5 For those children that have exited care the highest proportion in Derby exited into 'independent living (with supportive accommodation)' at 28%, which is higher than

the national average of 14%. It should however be noted that 36% of young people ceasing care were aged 18 years and over, which represents the highest age cohort for Derby during 2019/20.

- 4.6 It should however be noted, that despite historically higher than national performance in the percentage of children supported to leave care via adoption, that at the end of March 2020 Derby's position was the lowest in our comparator group, at 6.8%, and below the national average of 11.7%. It is forecasted that performance in this area will be higher for 2020/21.



Children in care – key performance outcomes

- 4.7 Presented in **Appendix 1** is a summary of results for key outcomes against national and comparator averages for Derby's children in care. Key issues to note are presented in the table below.

Areas of strength	Areas for development
<ul style="list-style-type: none"> Consistently timely health checks for our children in care. Once children have been looked after for 2.5 years or more, they benefit from stable placements. On average, a lower percentage of children in care had a missing incident during 2019/20 or were away from their placement without authorisation. Although, it should be noted that for those young people that had a missing incident, the average number of incidents per child in Derby was higher than national. A higher percentage of Derby's care leavers aged 19-21 years are in employment, education and training (EET), with the majority also benefitting from living in suitable accommodation. We are in touch with a higher percentage of our carer leavers across all age groups (17 to 21 years) 	<ul style="list-style-type: none"> There are above average offending rates for Derby's children in care (those aged 10-17 years), which places Derby highest within our comparator group. Early forecasts for 2020/21 do however indicate a decline of over 40% from 2019/20, and there is continued evidence of the impact of our CONCORDAT. A small proportion of Derby's looked after children experienced multiple moves, which is slightly above the national average. A lower proportion of our children are placed within Derby's own provision and a higher percentage continue to be placed outside of the city boundary reflecting the small geographical area of Derby. Outcomes (EET and those living in suitable accommodation) for care leavers aged 17 and 18 years are below than national averages (EET national average of 53.8% and 89.7% for placements in suitable accommodation).

Public/stakeholder engagement

- 5.1 The purpose of this report is to brief key stakeholders through the Corporate Parenting Committee on key performance data and issues.

Other options

- 6.1 None.

Financial and value for money issues

- 7.1 Any financial implications of the total number of children in care, their individual needs or placement locations will be reported, as appropriate, separately to the Corporate Parenting Committee by the Strategic Director of People Services or the Service Director for Early Help and Children's Social Care.

Legal implications

- 8.1 The contents of this report only cover children and young people legally looked after by the local authority.

Climate implications

- 9.1 None

Other significant implications

- 10.1 None

This report has been approved by the following people:

Role	Name	Date of sign-off
Legal		
Finance		
Service Director(s)	Strategic Director of People Services	14/03/2021
	Director of Early Help and Children's Social Care	18/03/2021
Report sponsor		
Other(s)		

Background papers:	
List of appendices:	Appendix 1 - 2019/20 Annual Performance Update – Children in Care