



DERBY CITY COUNCIL

TAXI LICENSING AND APPEALS COMMITTEE

17 October 2007

ITEM 5

Report of the Interim Director of Environmental Services

Taxi Licensing Section - Statistics For Licensing and Enforcement Activities – Quarter 2, 2007

RECOMMENDATION

1. To note the report.

SUPPORTING INFORMATION

- 2.1 Licensing officers report to this Committee on a quarterly basis with performance and workload data relating to taxi licensing activities. The statistics for April to June 2007 are attached at Appendix 2.
- 2.2 As previously, some caution is required when considering the statistics for vehicle inspection and suspension to avoid them being viewed out of context. Although some kerbside inspections relate to vehicles selected at random, most are targeted at those vehicles which appear to fall below the council's standards (e.g. vehicles which are dirty, exhibit minor damage or defects, or have a history of poor maintenance). This 'risk assessment based' approach represents good enforcement practice and is in line with the Enforcement Concordat principles and the Council's Taxi Licensing Enforcement Protocol. The vehicles inspected do not, therefore, reflect the overall standards within the hackney carriage and private hire fleets as a whole.
- 2.3 It is widely acknowledged that the Council sets high standards for its licensed vehicles, and that this is reflected in the overall quality of hackney carriages and private hire vehicles within the city. The statistics during this quarter show a marked improvement in the proportion of vehicles requiring their licence to be suspended when compared to the previous quarter. However, these statistics show that some vehicle owners still need to improve vehicle maintenance standards and ensure regular safety checks on vehicles.
- 2.4 The Chair holds regular meetings with taxi trade representatives and has made them aware of this committee's concerns about vehicle standards. The trade representatives support the Council's view and have advised their members of the need for to maintain their vehicles to a good standard. The trade have also been advised of the most common defects found on routine checks to assist them in avoiding these problems.
- 2.5 Licensing Enforcement Officers are continuing to take part in regular vehicle check exercises with the Police and the Vehicle and Operator Services Agency (VOSA). These exercises are in addition to the routine enforcement work carried out by the

Enforcement Officers. Where vehicle licences have been suspended the Council has received no formal complaints or appeals against the action taken.

- 2.6 The statistics for the number of callers at the Taxi Licensing office only relate to visitors who wish/need to speak to an officer. The office also receives callers who wish to collect application packs or licensing information which are available in the reception area; the numbers of these visitors is not recorded.

For more information contact:

Background papers:

List of Appendices:

David Dowbenko tel 71 6268 e-mail dave.dowbenko@derby.gov.uk

None

Appendix 1 - Implications

Appendix 2 - Taxi Licensing Performance & Workload Statistics

IMPLICATIONS

Financial

1. None

Legal

2. None

Personnel

3. None

Equalities impact

4. None

Corporate priorities

5. This matter comes under the Council's priority of **delivering excellent services and value for money.**

APPENDIX 2

Enforcement Activity Statistics 2007 - Quarter 2 (April to June 2007)

	Routine Inspections	Detailed figures for Joint Enforcement Exercises (with police, VOSA etc)	
All Vehicles			
Vehicle kerbside inspections	113		
OK – No action required	18		
Advisory defects noted	40		
Referred (further inspection)	24		
Licences suspended	31		
Licences suspended as percentage of total	27%		
Hackney Carriages			
Vehicle kerbside inspections	52		
OK – No action required	10		
Advisory defects noted	18		
Referred (further inspection)	8		
Licences suspended	16		
Licences suspended as percentage of total	31%		
Private Hire Vehicles			
Vehicle kerbside inspections	61		
OK – No action required	8		
Advisory defects noted	22		
Referred (further inspection)	16		
Licences suspended	15		
Licences suspended as percentage of total	24%		

TAXI LICENSING SECTION ENFORCEMENT STATISTICS
PERIOD: QUARTER 2 (April to June 2007)

REASONS FOR SUSPENSION OF LICENCES

Hackney Carriage Licences Suspended: Quarter 2 2007

	Lights	Brakes	Tyres	Steering	Suspension	Other
1						3
2						1
3		1		1		2
4				2		1
5				1		1
6		1	1			1
7				1		2
8				1	4	1
9				1		1
10					2	3
11				1	1	
12		1				4
13	2	1		1	1	4
14	3				2	8
15			1	1		
16	1	1			1	2
Totals	6	5	2	10	11	34

Please note: 'Other' includes items such as exhaust systems, fuel systems, cooling systems, bodywork (structural, or presenting a danger), cleanliness, screens, ancillary equipment & meters.

TAXI LICENSING SECTION ENFORCEMENT STATISTICS
PERIOD: QUARTER 2 (April to June 2007)

REASONS FOR SUSPENSION OF LICENCES

Private Hire Licences Suspended: Quarter 2 2007

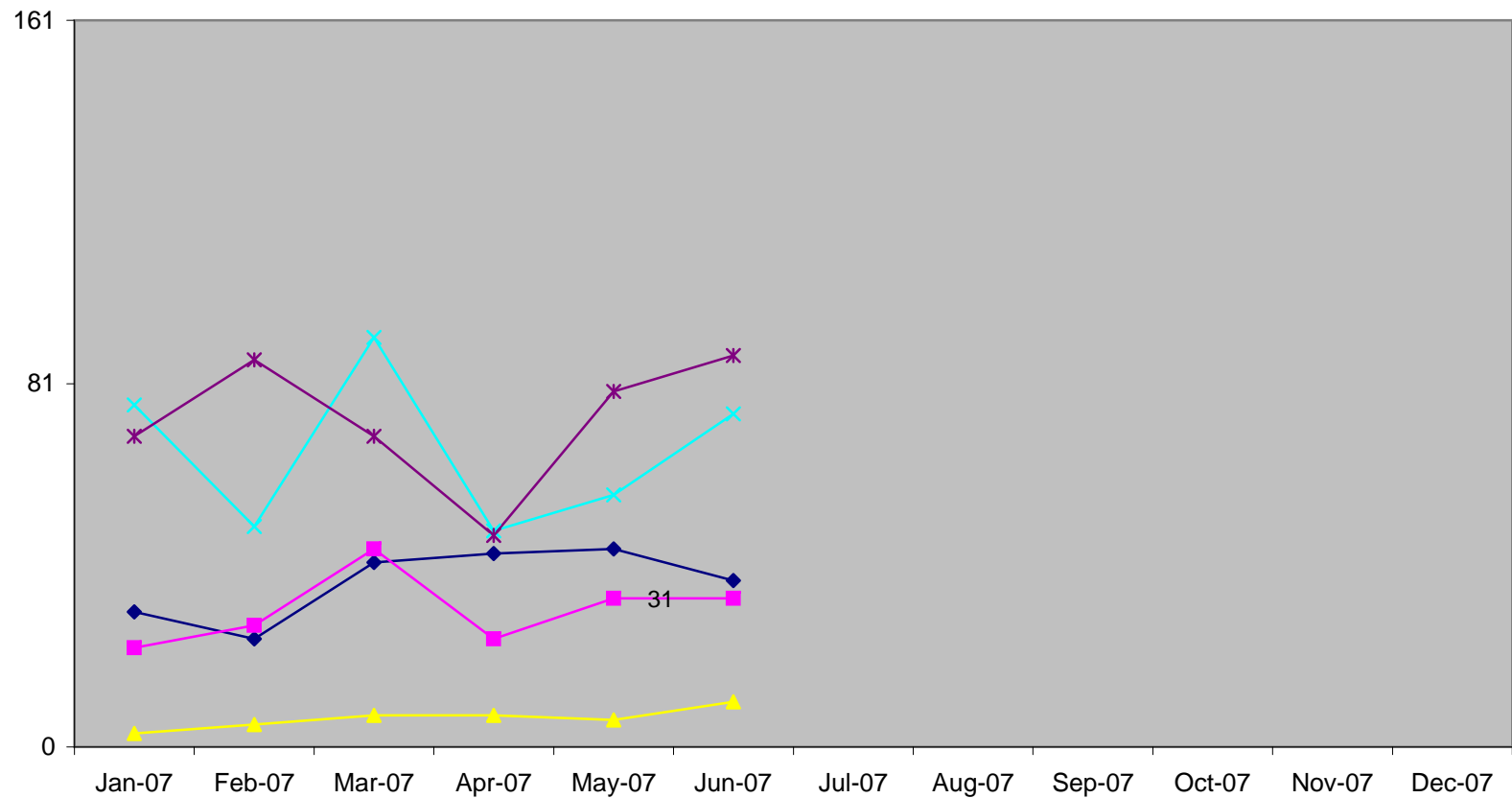
	Lights	Brakes	Tyres	Steering	Suspension	Other
1						2
2						2
3	3	2				
4						2
5			1			1
6			1	1		
7			1			
8	1					3
9	3					2
10			3		1	2
11						2
12			2			
13			1			1
14	1					2
15						1
Totals	8	2	9	1	1	20

Please note: 'Other' includes items such as exhaust systems, fuel systems, cooling systems, bodywork (structural, or presenting a danger), cleanliness, screens, ancillary equipment & meters.

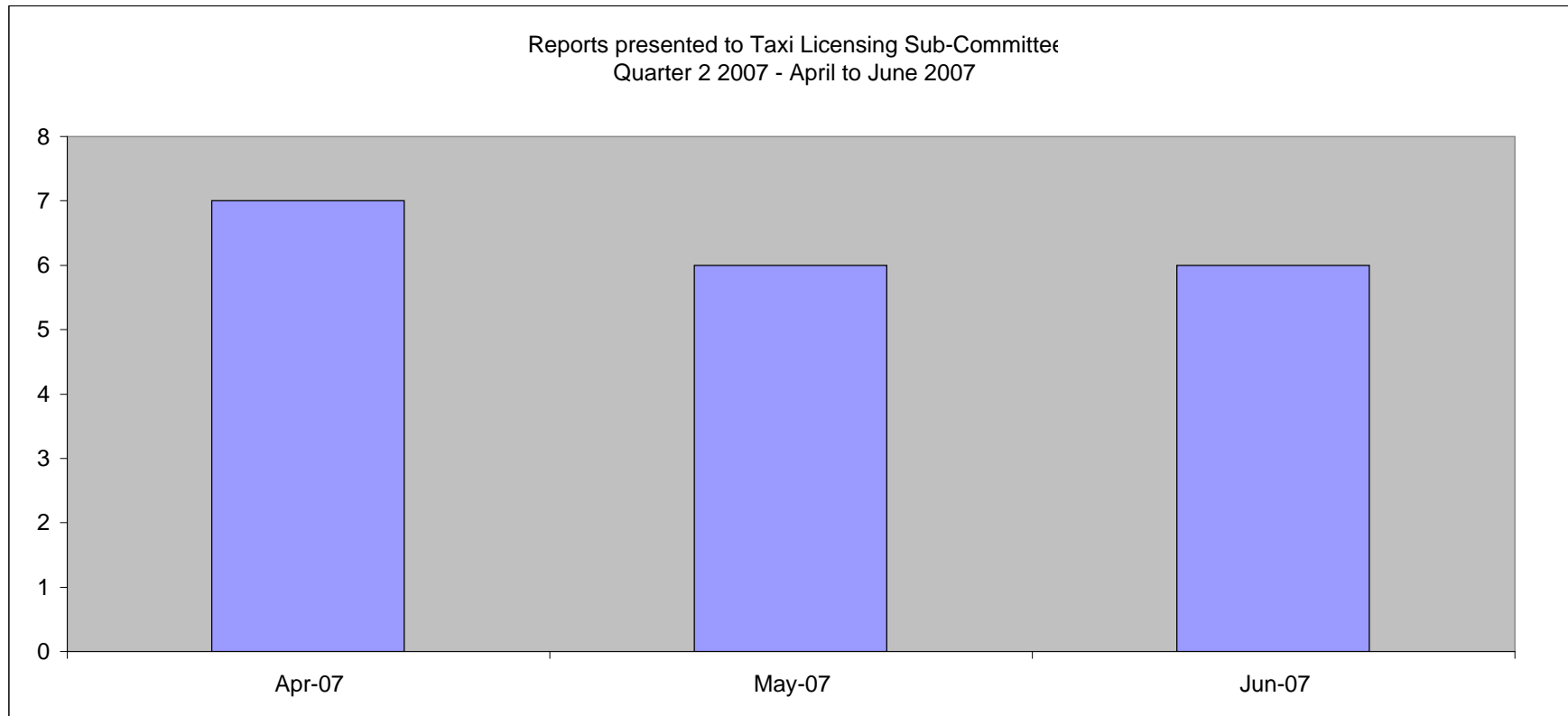
Private Hire Operator Inspections Quarter 2
April to June 2007

Visits Performed	Non Compliances Found	Further Visits Needed
10	2	2

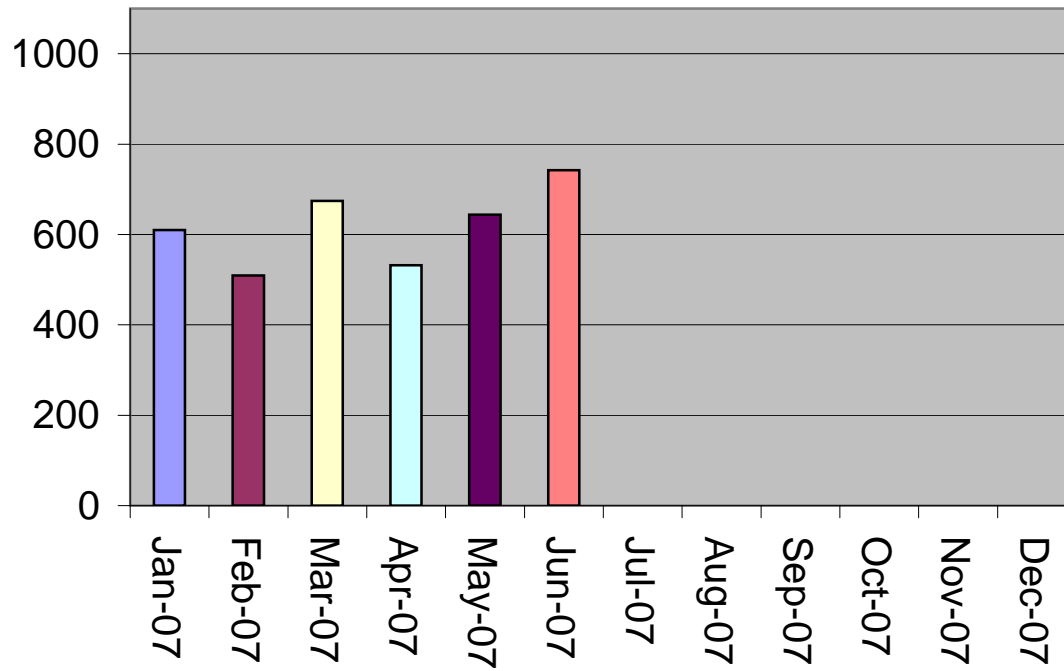
Taxi Licensing Section - Licences Issued Each Month



	Jan-07	Feb-07	Mar-07	Apr-07	May-07	Jun-07	Jul-07	Aug-07	Sep-07	Oct-07	Nov-07	Dec-07
◆ Hackney Carriage Driver	30	24	41	43	44	37						
■ Hackney Carriage Vehicle	22	27	44	24	33	33						
▲ Private Hire Operator	3	5	7	7	6	10						
✕ Private Hire Driver	76	49	91	48	56	74						
* Private Hire Vehicle	69	86	69	47	79	87						



**Taxi Licensing Section -
Summary of Telephone Requests for Service**



Taxi Licensing Section -
Number of Customer Visits

