





















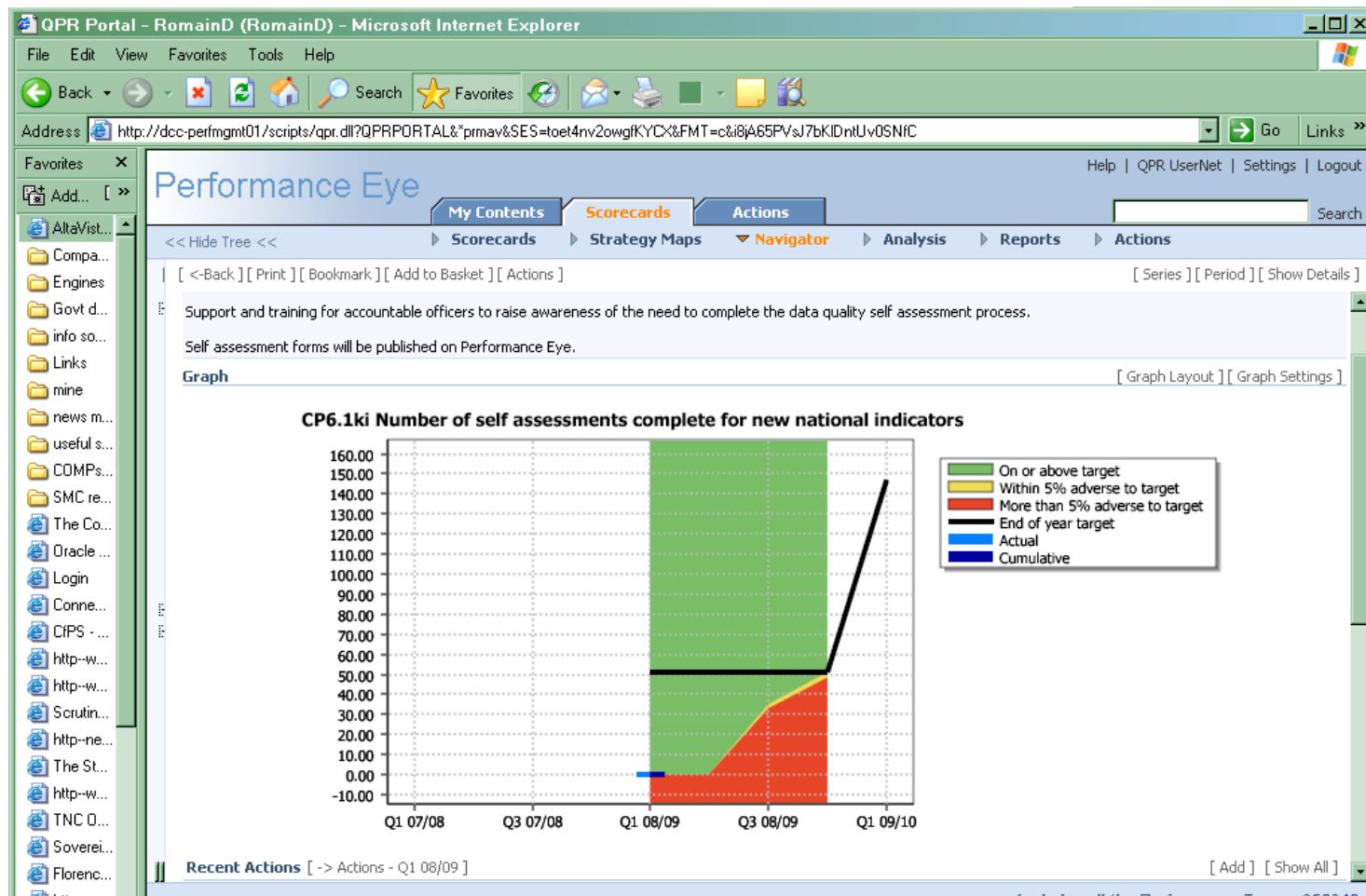
Scrutiny Management Commission Quarterly Indicators – September 2008

Type	Name	Value	Colour	Trend
	CP1.4ai (CP1.4bi) Workstation - Number of people in employment (Corporate Plan 2007)	49.00 (Q1 08/09)	G	
	CP1.4aii (CP1.4bii) Workstation - Number of people completing training (Corporate Plan 2007)	5.00 (Q1 08/09)	G	
	CP6.1ki Number of self assessments complete for new national indicators (Corporate Plan 2008-11)	0.00 (Q1 08/09)	R	
	NI 015 Serious violent crime rate (National Indicator Set)	0.26 (Q1 08/09)		
	NI 016 Serious acquisitive crime rate (National Indicator Set)	4.43 (Q1 08/09)		
	NI 019 Rate of proven re-offending by young offenders (National Indicator Set)	(Q1 08/09)		
	NI 020 (LAA 22, CP1.1ai) Assault with injury crime rate (National Indicator Set)	2.81 (Q1 08/09)	G	
	NI 028 Serious knife crime rate (National Indicator Set)	(Q1 08/09)		
	NI 029 Gun crime rate (National Indicator Set)	0.11 (Q1 08/09)		
	NI 033a Arson Incidents - primary fires (National Indicator Set)	1.69 (Q1 08/09)	G	
	NI 033b Arson Incidents - secondary fires (National Indicator Set)	6.31 (Q1 08/09)	R	
	NI 040 Number of drug users recorded as being in effective treatment (National Indicator Set)	(Q1 08/09)		
	NI 043 Young People within Youth Justice System receiving a conviction in court who are sentenced (National Indicator Set)	11.10 % (Q1 08/09)		
	NI 049i (LAA 24) Number of primary fires (National Indicator Set)	55.01 (Q1 08/09)	G	
	NI 049ii Number of fatalities to primary fires (National Indicator Set)	0.00 (Q1 08/09)	G	
	NI 049iii Number of non-fatal casualties due to primary fires (National Indicator Set)	3.39 (Q1 08/09)	G	
	NI 182 Satisfaction of business with local authority regulation services (National Indicator Set)	(Q1 08/09)		
	NI 183 Impact of local authority trading standards services on the fair trading environment (National Indicator Set)	(Q1 08/09)		

	or Set)			
	NI 184 Food establishments in the area which are broadly compliant with food hygiene law (National Indicator Set)	92.10 % (Q1 08/09)	G	
	NI 197 Improved local Biodiversity (National Indicator Set)	55.60 % (Q1 08/09)	G	

More information on the two Red Indicators is shown on the following pages

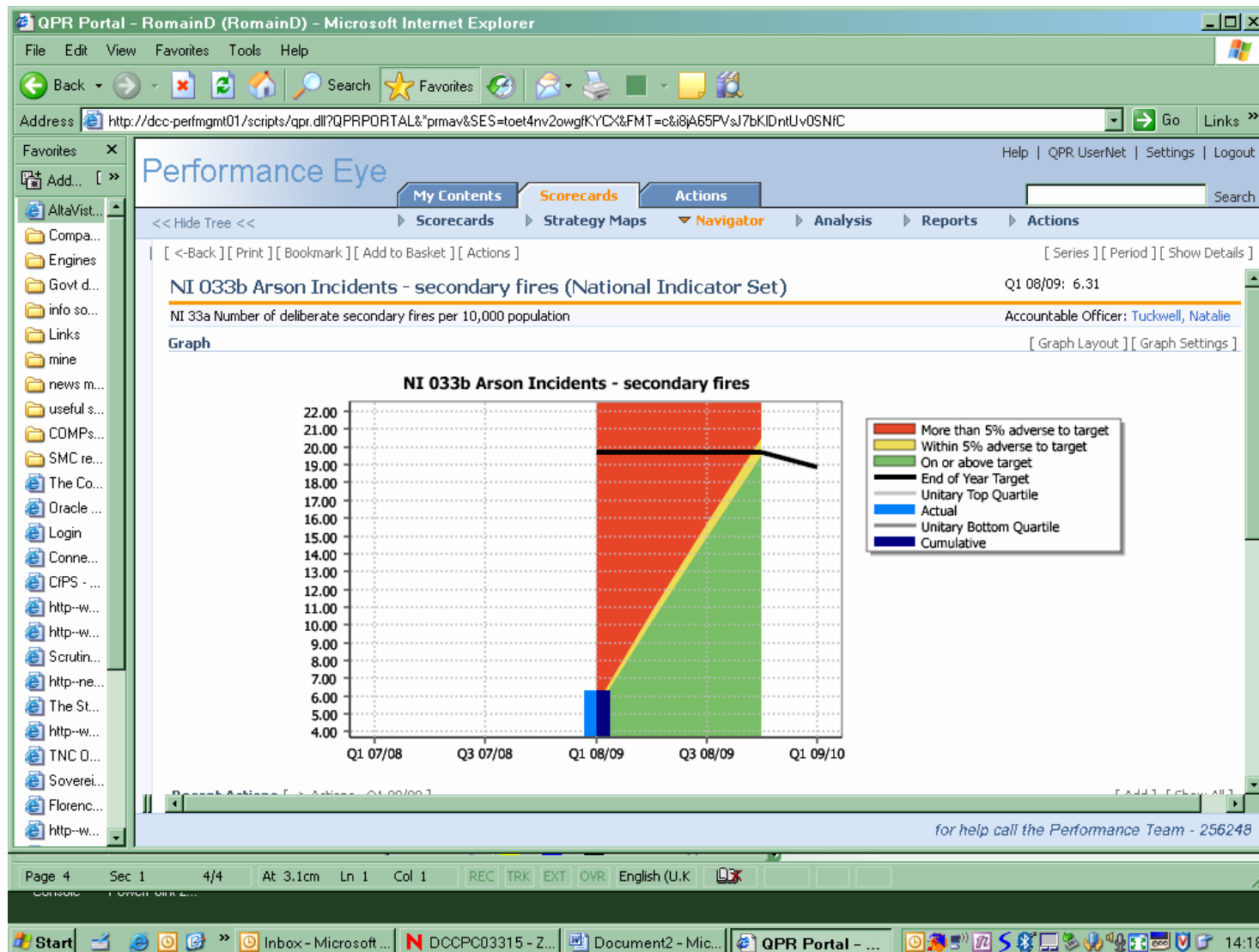
CP6.1ki Number of self assessments complete for new national indicators



Commentary – 22/7/08

Data Quality self assessments for the new National Indicator set have not yet been requested. The process will be started after quarter two.

NI 033b Arson Incidents - secondary fires



Commentary - Derbyshire Fire Service

With the exception of NI33(ii) (deliberate secondary fires), all other indicators are below target and the following work activities and initiatives have been undertaken throughout the quarter in support of the good performance in the City.

- Active involvement with the local neighbourhood managers and tasking groups within the priority wards.
- Close partnership working with local Police Community Support Officers.
- The introduction of 'integrated risk inspections' by operational crews that focuses on risk reduction and fire safety compliance at industrial/commercial premises. Youth engagement activities such as the YES scheme, YMCA and schools education.
- Active targeting of activities within priority areas and the analysis of fire incidents. Enforcement of the Fire Safety Order by specialist fire safety inspecting officers.
- On-going home fire safety checks.

Other specific campaigns within the quarter include:

- Initiative with Glen Parva, targeting 14-17 year olds.
- Acceptable behaviour contracts in partnership with Anti-Social Behaviour team and the Police.
- Arson presentations to school assemblies within targeted areas.
- Child safety week.
- 'Osmaston on track' – an initiative dealing with hoax calls and arson, aimed at 8-12 year olds.
- Gad Khalsa sports event at Pride Park Stadium.
- Involvement at local events and carnivals within the targeted areas such as Chaddesden and Stockbrook carnival.

The above work activities will impact across all five indicators and will continue as part of the South Area and City business objectives.

The slight over target figure against NI33(ii) is due to an increase in the number of secondary fires within the Ascot Drive station area and has been heavily influenced by a series of 14 secondary fires on Grampian Way. The fires were in a number of derelict premises and work has been undertaken through the local neighbourhood partnership group to address the issue. The premises are now due to be demolished within the immediate future.