



CLIMATE CHANGE COMMISSION 31 MARCH 2009

Report of the Director of Corporate and Adult Services

Performance Monitoring

RECOMMENDATION

1. To consider and comment on the performance indicators within the remit of this Commission.

SUPPORTING INFORMATION

- 2.1 Monitoring performance is an important role for Overview and Scrutiny Commissions as it enables non-executive members to assess Council's performance and hold the Council Cabinet to account for setting and delivering against targets.
- 2.2 In Derby we use 'Performance Eye' an electronic system for monitoring performance with green, red and amber 'traffic lights' showing whether performance is on or off target. Most of our indicators monitor performance on quarterly but there are also a significant number of annual indicators such those monitoring GCSE exam results. All members can access performance eye through the intranet.
- 2.3 Information on the indicators is taken directly from Performance Eye.

For more information contact: Laura Follows 01332 255599 e-mail laura.follows@derby.gov.uk
Background papers: None
List of appendices: Appendix 1 - Implications
Appendix 2 – Performance Eye Data

IMPLICATIONS

Financial

1. None arising from this report.

Legal

2. None arising from this report.

Personnel












3. None arising from this report.















Equalities impact

4. Effective scrutiny is to the benefit of all Derby people.

Corporate Priorities

5. This report links with the following Corporate Priorities
 - Give you excellent services and value for money.
 - Leading Derby towards a better environment.

Indicator 	Actual 	Quarterly Target 	* 	* 	Action headers
 CP3.1bii Increase the number of low emission vehicles within the Council's own fleet (Corporate Plan 2007)	Q3 08/09 109.00	Q3 08/09 97.00	G		The number of vehicles running on 5% Bio Diesel is now 109, up from 108 in Quarter 2, and 105 in Quarter 1.
 NI 192 (CP1.2ci) Percentage of household waste sent for reuse, recycling and composting (National Indicator Set)	Q2 08/09 46.60 %	Q4 08/09 42.00 %	G		Target is reported a quarter in arrears. We continue to make good progress on combined recycling and composting. Traditionally this rate falls off in the final quarter, but previous figures indicate that the overall figure of 42% will be achieved at the end of the year.
 NI 193 (LAA 14, CP1.2ciii) Percentage of municipal waste land filled (National Indicator Set)	Q2 08/09 57.50 %	Q4 08/09 58.00 %	G		Target is reported a quarter in arrears. We are still progressing well to meet this target.
 NI 195a (LAA 15, CP1.2bi) Improved street and environmental cleanliness - litter levels (National Indicator Set)	Q3 08/09 5.00 %	Q3 08/09	N/A		No targets set as baseline year. Figures inputted reflect the percentage of streets surveyed with at least a Grade B rating for the type of litter surveyed.

Indicator 	Actual 	Quarterly Target 			Action headers
 NI 195c (LAA 15, CP1.2bi) Improved street and environmental cleanliness - graffiti levels (National Indicator Set)	Q2 08/09 6.00 %	Q3 08/09	N/A 		No targets set as baseline year. Figures inputted reflect the percentage of streets surveyed with at least a Grade B rating for the type of litter surveyed.
 NI 195d (LAA 15, CP1.2bi) Improved street and environmental cleanliness - fly posting levels (National Indicator Set)	Q2 08/09 1.00 %	Q3 08/09	N/A		No targets set as baseline year. Figures inputted reflect the percentage of streets surveyed with at least a Grade B rating for the type of litter surveyed.
 NI 196 Improved street and environmental cleanliness - fly tipping (National Indicator Set)	Q3 08/09 2.00	Q4 08/09 3.00	G		Quarter 1 saw targets met. We continue to make good progress with fly tipping falling and enforcement activity being consolidated.
 NI 197 Improved local Biodiversity (National Indicator Set)	Q3 08/09 55.60 %	Q4 08/09 53.00 %	G		No new wildlife sites were brought into management during this quarter. However the target for the year of two additional sites has already been surpassed. Both Sinfin Moor and Elm Wood were brought into active management in Quarter One.