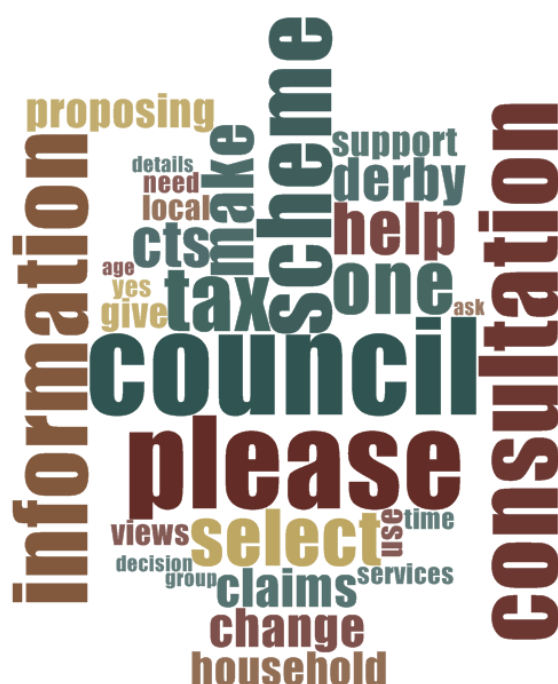


Proposal to make a change to the Council Tax Support Scheme in Derby

CONSULTATION RESULTS



Version Control

Date Issued	Version	Author	Status	Reason for change
04/10/2018	V1.0	KS	First draft prepared for service	



1. Background

- 1.1 The Council Tax Support Scheme helps people who have a low income, or no income, to pay their Council Tax bills. Derby's local Council Tax Support Scheme (CTS) began on 1 April 2013, when the Government abolished the national Council Tax Benefit (CTB) Scheme.
- 1.2 The Council propose to make a change to this scheme from April 2019 onwards in order to help give customers who are entitled to CTS more time to make their claim, and ensure that they get the help they need if they are entitled to it. A proposal to increase the maximum period of time that CTS can be backdated from one month to three months was discussed at Council Cabinet on 8 August 2018 and approval was given to consult the public on this.

2. Methodology

- 2.1 A four week consultation was undertaken from 3 September to 1 October 2018.
- 2.2 The consultation was primarily conducted through an online survey with paper versions and translations available on request. People were also given the opportunity to write in with any other comments they had.

3. Data in the report

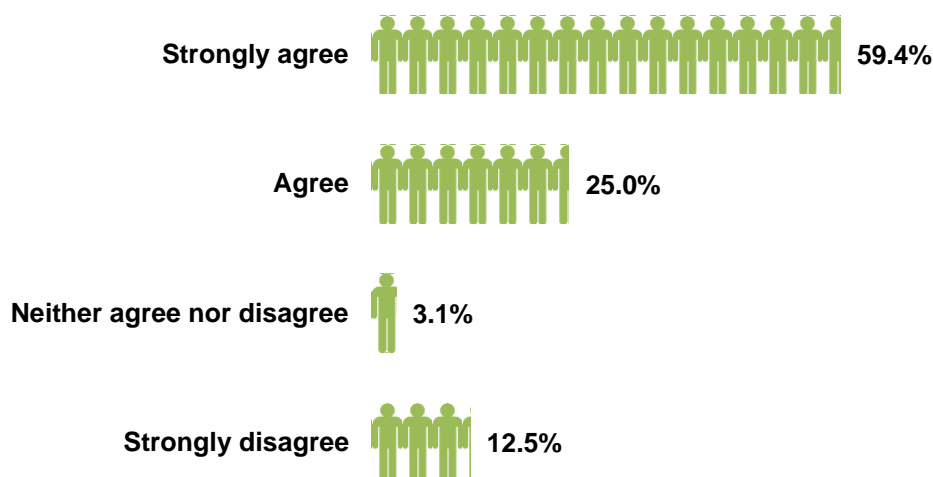
- 3.1 Data from the closed questions is presented in the report as a % score. This data in the text of the report is rounded up or down to the nearest whole percentage point. Charts or tables therefore may result on occasions adding up to 99% or 101%. If a tables or chart does not match exactly to the text in the report this occurs due to the rounding up or down when responses are combined. Results that differ in this way should not have a variance that is any larger than 1%.
- 3.2 When reading the data, please note that there is a base number against all charts and tables; this is the valid number of responses for that particular question and the figure that the percentages are calculated from.
- 3.3 In total there were **32** responses to the consultation, all received via the online survey.



4. Main findings

- 4.1 Respondents were asked to what extent they agreed with the proposal to increase the maximum period of time that CTS can be backdated from one month to three months. The vast majority (84.4%) agreed with this proposal, over half (59.4%) strongly. Just four respondents disagreed. [Chart 1].

Chart 1: How strongly do you agree or disagree with this proposal?



Base: 32 respondents

- 4.2 There were no significant differences in opinion between different demographic groups responding.
- 4.3 Respondents were also given the opportunity to make additional comments about the scheme or any impact the proposed change would have on them. Very few made comments but those that did were generally supportive of the proposal.

I welcome the idea. I feel it is important to help those facing financial hardship. With the advent of change to the benefit system it is important to safeguard against potential problems arising.

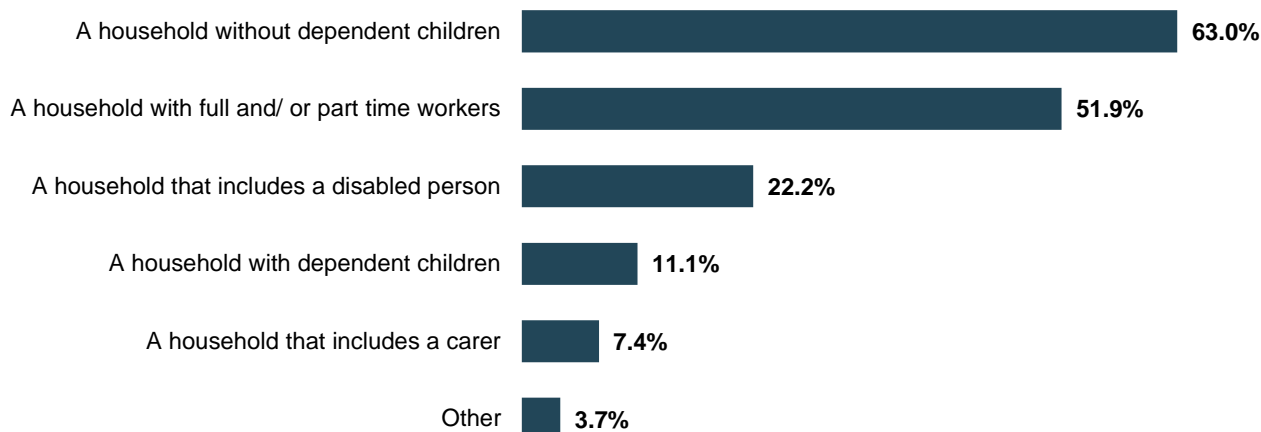
5. About those that responded

- 5.1 The characteristics of those that took part in the consultation are set out in the section below.
- 15% of those that responded live in a household that is currently in receipt of CTS.
 - No respondents or members of their household currently receive Universal Credit.



- When asked about the capacity in which they were responding, all reported being a resident of Derby.

Chart 2: How would you best describe your household?*



Base: 27 respondents

*Respondents could select as many answers as were applicable so percentages will not total 100.

Table 1: Gender

	Number	%
Male	8	28.6
Female	20	71.4

Base: 28 respondents

5.2 Age: Those taking part ranged from 21 to 72 with an average age of 50.

Table 2: Ethnic Group

	Number	%
Asian or Asian British - Pakistani	1	3.6
White - English / Welsh / Scottish / Northern Irish / British	25	89.3
White - Irish	1	3.6
Any other White background	1	3.6

Base: 28 respondents

5.3 Disability: Just under a quarter (23%) of those responding to the consultation consider themselves to be a disabled person.

Table 3: Sexuality

	Number	%
heterosexual/straight	27	96.4
bisexual	1	3.6

Base: 28 respondents

5.4 Religion: Just over one third (35.7%) have religious beliefs and were either Christian or Muslim.