

Derby New Swimming Pool Complex Public Engagement Exercise

For Derby City Council

30 October 2017



R E S E A R C H

Mill House,
North Street,
York, YO1 6JD
01904 632039

Dephna House, 24-26 Arcadia Ave,
London, N3 2JU
0208 8191397

www.qaresearch.co.uk
Company registration: 3186539



Contents

1. Executive Summary.....	3
2. Introduction.....	4
3. Methodology	4
4. Profile of respondents.....	5
5. Key findings.....	8
5.1 Use of the facility	8
5.2 External appearance and parking	9
5.3 Inside the facility.....	10
5.4 Further comments.....	12
6. Conclusions	13
7. Appendix: Questionnaire	14

Project number:	STAKE03-7941
Title:	Derby Leisure Consultation 2017
Location:	S:\ProjectFiles\D\Derby_City_Council\STAKE04-7941_Derby_City_Council_Leisure_Consultation_Analysis_2017\Reports\7941_Derby_New Swimming Pool Complex Public Engagement Exercise_2017_report_V2f.doc
Date:	30 October 2017
Report status:	Final Draft
Approved by:	Miles Crosby
Authors:	Miles Crosby
Comments:	Miles.crosby@qaresearch.co.uk
This research has been carried out in compliance with the International standard ISO 20252, (the International Standard for Market and Social research), The Market Research Society's Code of Conduct and UK Data Protection law	

I. Executive Summary

- 228 individuals completed a paper or online survey about plans for a new swimming pool complex at Moorways. Whilst the results cannot be generalised to the Derby population, they do offer an indicative steer on attitudes and opinions. Based on 228 completed surveys, the results had a standard error of +/- 6.5% at 95% confidence interval.

Use of the facility

- Respondents were asked how likely they felt they would be to use the new swimming pool complex.
 - The majority (84%) indicated that they would be either 'very likely' or 'fairly likely' to use the new swimming pool complex
 - Two thirds (66%) suggested that they would specifically be 'very likely'.
 - Only a small proportion of respondents felt that they would be unlikely to use the new leisure complex (13%).

External appearance and parking

- Respondents were then asked to indicate to what extent they agreed or disagreed with two statements relating to the design of the complex and the car parks.
 - The majority of respondents to the survey agreed that they liked *how the complex looked* (79%) and *the size and design of the car parks* (72%).
 - The proportion who disagreed was small in both instances, being less than one-in-ten (8% and 7% respectively).
 - Agreement was lower amongst the 55+ age group (72% and 60% respectively) but the majority of this group still agreed.

Inside the facility

- Respondents were then asked the extent to which they agreed or disagreed with the inclusion of various proposed facilities at the new swimming pool complex.
 - For all proposed facilities the majority of respondents agreed with their inclusion.
 - Agreement was especially high for 'a café' (96%), 'a 17 metre learner pool' (94%), and 'a 50 metre swimming pool' (93%).
 - There was also a high level of support for 'leisure water' (81%), a 'changing village' (81%), 'fitness studios' (78%), and 'a gym' (77%).

Conclusions

1. Based on the sample of respondents who took part in the survey, the new swimming pool complex has a strong appeal with a high likelihood of use.
2. The majority of respondents were happy with the external appearance and parking of the new swimming pool complex.
3. There is strong support for the inclusion of all the planned facilities in the new complex.
4. The high level of agreement seen throughout the survey suggests that the Council's initial plans for this facility meet the expectations of the majority of the survey sample.

2. Introduction

This report outlines the results of the 2017 New Swimming Pool Complex public engagement exercise, and was prepared by Qa Research on behalf of Derby City Council.

At the time of writing, Derby City Council was in the process of preparing to submit a planning application to build a new swimming pool complex at Moorways with the ambition to open the new swimming pool complex in 2020. Intended to be state of the art, the new facility will include a ten-lane, 50 metre swimming pool, leisure water for families and a learner pool. Alongside these water spaces, would a gym and fitness studios as well as a range of additional features and amenities.

Full details of the plans for the leisure complex can be found at www.inderby.org.uk/newpool.

Before the submission of the initial plans, Derby City Council wished to understand residents' views on the proposals for the new complex and opened a consultation in order to collect those views. This report outlines the findings of that consultation.

3. Methodology

Data was collected using a paper and online survey designed and distributed by Derby City Council. Following the end of the survey period, completed copies of the paper survey and the raw data from the online survey were returned to Qa Research where they were combined into one dataset and analysed. Data tables were produced from this combined dataset and these have been used to inform the production of this report.

In total, 228 completed surveys were received; this total comprised 51 paper surveys and 177 online entries. Using statistical rules, and based on an adult (16+) population of Derby of 202,782¹, we can say that this data has a *standard error* of no more than +/- 6.5% at the 95% confidence interval. This means that for a given statistic, we would be 95% sure that it would have a maximum variance of no greater than plus or minus 6.5 percentage points from the figure shown. This variance is greatest for a figure of 50% and decreases the closer the percentage gets to 0 or 100%.

The industry benchmark for *statistically robust* data is +/- 5% at the 95% confidence interval. When data is robust it can be generalised to the population from which the sample was drawn. Whilst the standard error for this research is above that benchmark, and thus cannot be considered *robust*, it still gives an excellent indicative steer of the attitudes and opinions of residents of Derby.

Percentages in this report have been rounded to one decimal place. Please note that when interpreting results throughout this report not all percentages will equal 100.0% due to this rounding. Some questions were multiple response questions: respondents had the option of giving more than one response. These percentages may be higher than 100.0%.

The overall findings throughout the report are based on a total sample excluding instances where the respondent did not answer a question. For this reason, the base size of each question fluctuates slightly.

¹ Source: ONS, 2016 estimates

4. Profile of respondents

Respondents were asked a number of profiling questions in the survey in order to understand who had taken part. The first of these asked them about their relationship with Derby and is shown in the table below (note respondents could select more than one option and therefore percentages add to more than 100%).

Q5. Are you...	n	%
A Derby resident	199	87.3%
Someone who works in Derby	87	38.2%
Representing a voluntary or community sector organisation	16	7.0%
Representing a public sector organisation	7	3.1%
Member of a swimming club	4	1.8%
Relative of a swimmer	4	1.8%
Representing a local business or private sector organisation	3	1.3%
Someone who studies in Derby	2	0.9%
Live outside of Derby but use facilities there	2	0.9%
Other	2	0.9%
No relative answer	6	2.6%
Total:	228	

Respondents were also asked to give their postcodes, which were matched to areas of Derby.

Origin of respondents (Derby City wards)	n	%
Abbey	4	1.8%
Allestree	9	3.9%
Alvaston	11	4.8%
Arboretum	9	3.9%
Blagreaves	6	2.6%
Boulton	12	5.3%
Chaddesden	11	4.8%
Chellaston	12	5.3%
Darley	15	6.6%
Derwent	5	2.2%
Littleover	12	5.3%
Mackworth	5	2.2%
Mickleover	9	3.9%
Normanton	4	1.8%
Oakwood	13	5.7%
Sinfin	10	4.4%
Spondon	8	3.5%
NET: Outside Derby	31	13.6%
Unknown	42	18.4%
Total:	228	

Respondents were also asked to give a variety of demographic information, and this is shown below. Not all respondents chose to answer all the questions. When interpreting the results of this survey, one should consider the demographic makeup of the sample.

Demographic data	n	%
Male	85	41.5%
Female	120	58.5%
Total:	205	
Gender is as assigned at birth	199	99.5%
Gender is different to that assigned at birth	1	0.5%
Total:	200	
Aged under 16	1	0.5%
NET: 16-34	35	17.8%
- Aged 16-34	12	6.1%
- Aged 25-34	23	11.7%
NET: 35-54	108	54.8%
- Aged 35-44	57	28.9%
- Aged 45-54	51	25.9%
NET: 55+	53	26.9%
- Aged 55-64	32	16.2%
- Aged 65+	21	10.7%
Total:	197	
Asian or Asian British - Indian	8	4.0%
Asian or Asian British - Pakistani	5	2.5%
Any other Asian background	1	0.5%
Black or Black British African	2	1.0%
Black or Black British Caribbean	1	0.5%
Dual Heritage - White and Black Caribbean	4	2.0%
Dual Heritage - White and Asian	1	0.5%
White - English / Welsh / Scottish / Northern Irish / British	167	83.5%
White - Irish	1	0.5%
Any other White background	7	3.5%
Any other ethnic group	3	1.5%
Total:	200	

Consider yourself a disable person – Yes	20	9.8%
Consider yourself a disable person – No	184	90.2%
Total:	204	

Heterosexual/straight	167	83.9%
Bisexual	3	1.5%
Gay man	4	2.0%
Gay woman/lesbian	-	
Other	1	0.5%
Prefer not to say	24	12.1%
Total:	199	

Religious beliefs – Yes	65	32.0%
- <i>Christian</i>	49	75.4%
- <i>Muslim</i>	4	6.2%
- <i>Sikh</i>	4	6.2%
- <i>Other</i>	5	7.7%
- <i>Prefer not to say</i>	3	4.6%
Religious beliefs – No	107	52.7%
Religious beliefs – Prefer not to say	31	15.3%
Total:	203	


5. Key findings

This section of the report outlines the results of key questions on the survey.

5.1 Use of the facility

Respondents were asked how likely they felt they would be to use the new swimming pool complex. Answers were chosen from a four point scale running from 'very likely' to 'very unlikely' (the full scale can be seen in the chart below), along with the option to say 'don't know'. Results are shown in the chart below.

Q1. How likely would you be to use the new swimming pool complex?



Source: Qa Research 2017 Base: 228 (all respondents)

The majority of survey respondents (84.2%) indicated that they would be either 'very likely' or 'fairly likely' to use the new swimming pool complex, and indeed in total two thirds (65.8%) suggested that they would be 'very likely' to do so. Only a small proportion of respondents felt that they would be unlikely to use the new leisure complex (12.7%).

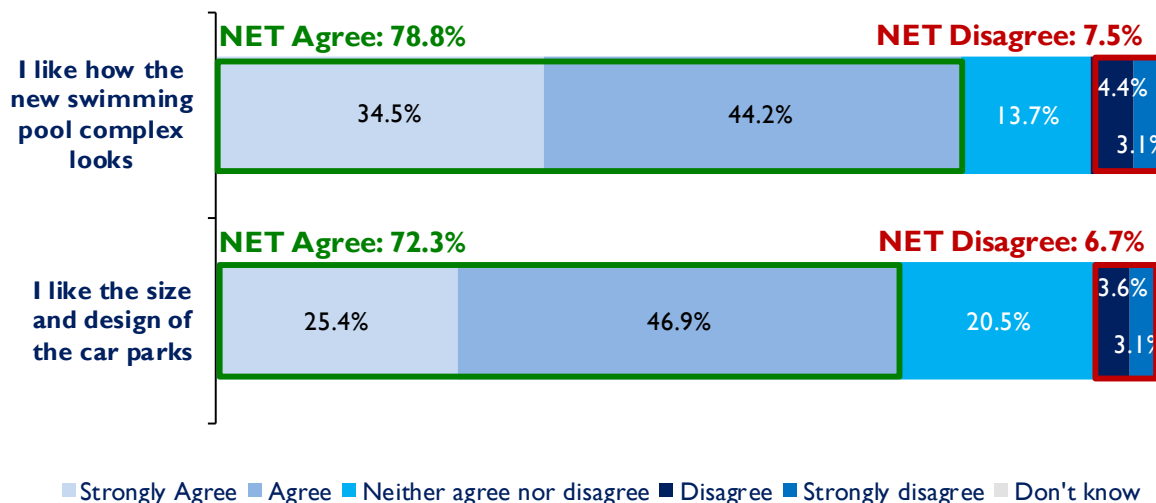
The difference in results between key subgroups can also be looked at. Due to the small total sample size of this survey, the base size (i.e. the number of survey completions) is small amongst subgroups and therefore results for these should be taken as indicative only. Details of the demographic profile of respondents along with counts of these base sizes can be in section 4 of this report.

There was no statistically significant difference in likelihood of use between male or female respondents and therefore their results for this question can be considered essentially the same. Nor were there any significant differences between respondents in different age brackets, although as stressed the small base sizes make comparison difficult here.

5.2 External appearance and parking

Respondents were then asked to indicate to what extent they agreed or disagreed with two statements relating to the design of the complex and the car parks. Answers were selected from a five point scale of 'strongly agree' to 'strongly disagree', along with the option to say 'don't know'. Results are shown in the chart below.

Q2. Having looked at the proposed design or had it explained to you, to what extent do you agree with the following statements?



Source: Qa Research 2017 Base: 228 (all respondents)

The majority of respondents to the survey agreed that they liked *how the complex looked* and the *size and design of the car parks*, with between eight-in-ten (78.8%) and seven-in-ten (72.3%) respectively indicating this to be the case. It should be noted that in both cases respondents were more likely to 'agree' rather than 'strongly agree'. The proportion who disagreed (i.e. did not like the look of the complex or the size and design of the car parks) was small in both instances, being less than one-in-ten.

Once again there were no statistically significant differences in the level of agreement (or disagreement) between male and female respondents, and thus their answers to these questions can be considered essentially the same.

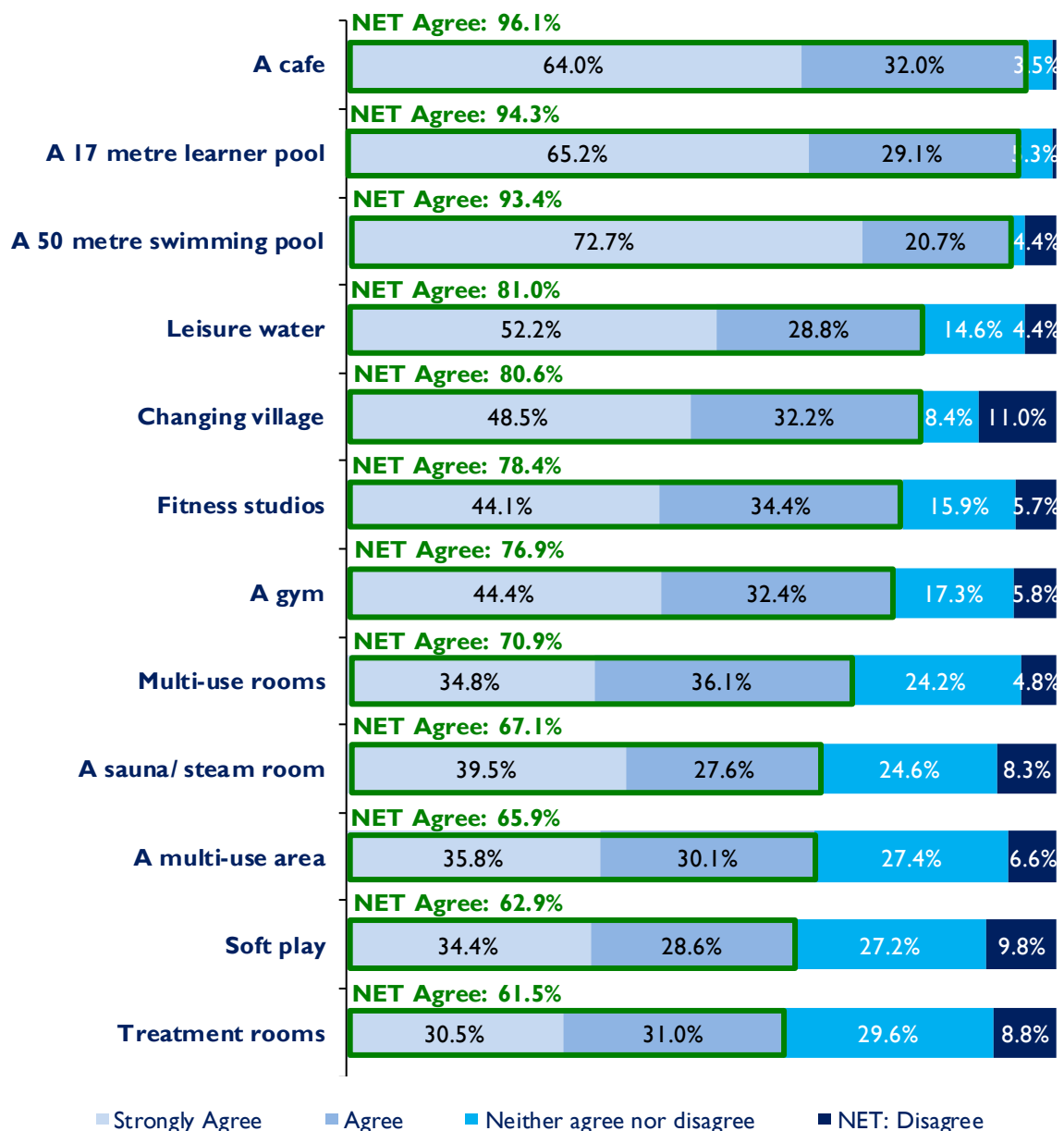
By age, respondents in the 55+ age category were less in agreement with these statements than younger age groups. Around three quarters (71.7%) of those aged 55+ agreed that they *liked how the complex looked*, and this proportion was statistically significantly lower than the proportion of those aged 16-34 who agreed (91.4%). In addition, those aged 55+ were significantly less likely to agree that they *liked the size and design of the car parks* (60.0%) than those aged 16-34 (85.7%) or aged 35-54 (78.7%).

Whilst these statements attracted less agreement amongst the 55+ age group, it is important to note that for both the majority of this group still agreed with both questions. In addition, the 55+ group were not any more likely to disagree than the younger age groups; instead, where they did not agree they answered 'neither agree nor disagree' rather than disagreeing.

5.3 Inside the facility

Respondents were then asked the extent to which they agreed or disagreed with the inclusion of various facilities in the new swimming pool complex, with answers given on the same agree/disagree scale used previously. Results are shown in the chart below. To aid comprehension, answers of 'disagree' or 'strongly disagree' are shown combined into the NET disagree figure as these typically made up only a small proportion of answers. Note that respondents did have the option to say 'don't know' but none choose to do so and therefore this is not shown.

Q3. How strongly do you agree or disagree with proposals to include the following facilities in the new swimming pool complex?



Source: Qa Research 2017 Base: 228 (all respondents)

For all facilities the majority of respondents agreed with their inclusion, and indeed even where they did not agree they tended to say '*neither agreed nor disagreed*' rather than disagree. Nonetheless, there were some facilities which were arguably seen as more crucial than others. Over nine-in-ten respondents agreed with the inclusion of '*a café*' (96.1%), '*a 17 metre learner pool*' (94.3%), and '*a 50 metre swimming pool*' (93.4%), and these were clearly key facilities to include in the new complex. Whilst one might understandably expect a high level of support for swimming pools in the complex, the high agreement with the inclusion of a café illustrates the importance of supplementary facilities in the offer.

There was also a high level of support for '*leisure water*' (81.0%), a '*changing village*' (80.6%), '*fitness studios*' (78.4%), and '*a gym*' (76.9%). Whilst not as high as the first three options, still around eight-in-ten respondents supported the inclusion of these facilities. Notably, despite the high level of agreement the inclusion of a '*changing village*' attracted the highest degree of disagreement (11%) and this may be a contentious issue for a small minority of respondents.

Female respondents were significantly less likely than male to agree with proposals for a '*changing village*' (88.2%, vs. 74.2%), although the majority of both genders still agreed with this proposal. It was true that female respondents were more than twice as likely to disagree with the '*changing village*' than male, however, although the proportion disagreeing was small in absolute terms (15.8% vs. 5.9%).

'*A gym*' was of particular interest to the 16-34 age group, who were significantly more likely to agree with the inclusion of this facility (88.6%) than those aged 55+ (78.4%), although the small base size of the 16-34 group (35) should be noted here. There was no difference in agreement with '*a gym*' by gender.

Agreement was lower, around six-in-ten to seven-in-ten, for '*multi-use rooms*' (70.9%), '*a sauna/steam room*' (67.1%), '*a multi-use area*' (65.9%), '*soft play*' (62.9%), and '*treatment rooms*' (61.5%). It should be stressed that still a majority agree with the inclusion of all these facilities, however, the level of disagreement remained low.

Female respondents were significantly more likely to agree with proposals for '*soft play*' facilities than males were (68.6% vs. 52.4%). There was no difference in disagreement between gender however, with male respondents instead being more likely to be neutral (35.7% '*neither agree nor disagree*' vs. 22.0% female). In addition, those aged 16-34 were also significantly more likely to agree with the inclusion of this facility (80.0%) when compared to those aged 35-54 (63.0%) and 55+ (53.1%).

Respondents aged 16-34 were significantly more likely to agree with the inclusion of a '*sauna/steam room*' (85.7%) than those aged 35-54 and 55+ (65.7% and 64.2% respectively), and this facility may be a particular draw for the younger age group.

Aside from the differences cited above there were no statistically significant variations between the responses of males and females, or respondents in different age groups, and answers were fairly homogenous.

Overall, it is clear that there is at least a majority of agreement with the inclusion of all these facilities in the new swimming pool complex. Naturally some degree of hierarchy is present, with a café for example attracting a higher level of agreement than the sauna/steam rooms, but it remains true that all these facilities attracted interest.

5.4 Further comments

Lastly, prior to some demographic questions to end the survey, respondents were asked if they had any further comments to make about the new swimming pool complex. An open text box was provided for respondents to give any answer they wished. During analysis these answers have been 'coded' (grouped) in thematic categories and these are shown in the table below along with the number and percentage of respondents whose answer fell into each category. Answers could be coded to more than one category and so percentages add to greater than 100%.

Note that not all respondents opted to leave comments; only 139 did so (61% of all respondents).

Further comments	n	%
There should be slides, flumes and other "fun" features	15	10.8%
Good disabled access is important	13	9.4%
It is important to accommodate families	13	9.4%
Disagree with having Unisex facilities	12	8.6%
It is important to accommodate competitive swimmers	12	8.6%
It is important to accommodate divers, e.g. deep enough pool, diving boards	10	7.2%
The new facility will be harder to get to	9	6.5%
Having a 50 metre pool is important	7	5.0%
General positive comment	7	5.0%
Gym, sports and spa facilities are important	6	4.3%
Having a large seating area is important	5	3.6%
The sooner this happens the better	4	2.9%
A hydrotherapy or warm pool would be good	4	2.9%
Concerns about the affordability of the project	4	2.9%
Make the building look more exciting or less bland	4	2.9%
The changing facilities need to be more private	4	2.9%
Having a good cafe is important	3	2.2%
It is important to accommodate water sports	3	2.2%
Needs to be open outside of work hours	3	2.2%
Derby is behind the times and needs to catch up	3	2.2%
Changing facilities need to be kept clean	2	1.4%
Other comment on the layout	9	6.5%
Other	17	12.2%
No answer	1	0.7%

Answers given were disparate with no clear overall topic or theme emerging; this suggests that there is no pressing or stand out issue. Instead, respondents pulled out and discussed a variety of areas that were often related to other areas covered in the survey, such as the list of facilities to be potentially included in the new swimming pool complex.

6. Conclusions

Based on the sample of respondents who took part in the survey, the new swimming pool complex has a strong appeal with a high likelihood of use. Two thirds of respondents (65.8%) indicated that they were 'very likely' to use the new facility, and when those who said they were 'fairly likely' are added to this a total of 84.2% said they would be likely to use it. Whilst these results cannot be generalised to the entire population of Derby, they nonetheless suggest that there is a level of demand for this new facility. This was consistent across genders and age groups.

The majority of respondents were happy with the external appearance and parking of the new swimming pool complex. Eight-in-ten (78.8%) agreed that they liked *how the complex looked*, and seven-in-ten agreed that they liked *the sized and design of the car parks* (72.3%). In addition, where respondents did not agree they expressed neutrality rather than saying that they disagreed, and indeed less than one-in-ten indicated that either 'disagreed' or 'strongly disagreed'. Agreement did seem slightly lower amongst the 55+ age group in comparison to younger age groups, but still the majority of the 55+ group agreed that they liked the appearance of the facility and car parks.

There is strong support for the inclusion of all the planned facilities in the new swimming pool complex. For each facility the majority of respondents agreed with its inclusion, and whilst there was variation in the proportion who agreed the level of disagreement was consistently low. Over nine-in-ten respondents agreed with the inclusion of a 50 metre swimming pool and 17 metre learner pool, and eight-in-ten also supported the inclusion of leisure water. The results also highlighted the appeal of the supplementary facilities and amenities such as a café (96.1% agreed), changing village (80.6%), fitness studios (78.4%) and gym (76.9%).

The high level of agreement seen throughout the survey suggest that the Council's initial plans for this facility meet the expectations of the majority of the survey sample. That at least the majority of residents agreed with the presented vision of the new complex likely explains the high likelihood of visiting reported in the survey. Naturally at this stage respondents are reporting on an idealised and conceptual plan for the new swimming pool complex, and ensuring that the new facility is attractive to residents will involve far more factors than are presented here, but nonetheless these initial results suggest the Council's initial plans are 'on the right track' in the eyes of those who responded to this survey.

7. Appendix: Questionnaire



Derby City Council

A new swimming pool for Derby PRE-PLANNING APPLICATION ENGAGEMENT

Have your say on our initial plans to build a new swimming pool at Moorways

Derby City Council will soon submit a planning application to build a new swimming pool complex at Moorways. The Council's ambition is to open the new swimming pool complex in 2020. Further information about these plans can be found at www.inderby.org.uk/newpool. Before we submit these initial plans we would like your views on the proposals for the new complex. This is your opportunity to get involved in this exciting project at an early stage and help shape the future of swimming in Derby.

To have your say please complete this brief questionnaire.

Use of the facility

Q1 How likely would you be to use the new swimming pool complex?

(Please select one)

- ☐ Very likely
- ☐ Fairly likely
- ☐ Fairly unlikely
- ☐ Very unlikely
- ☐ Don't know

External appearance and parking

Q2 Having looked at the proposed design or had it explained to you, to what extent do you agree with the following statements?

(Please select one in each row)

	Strongly agree	Agree	Neither agree nor disagree	Disagree	Strongly disagree	Don't know
I like how the complex looks	<input type="radio"/>	<input type="radio"/>	<input type="radio"/>	<input type="radio"/>	<input type="radio"/>	<input type="radio"/>
I like the size and design of the car parks	<input type="radio"/>	<input type="radio"/>	<input type="radio"/>	<input type="radio"/>	<input type="radio"/>	<input type="radio"/>

Inside the facility

Q3 How strongly do you agree or disagree with proposals to include the following facilities in the new swimming pool complex?
(Please select one in each row) For a description of what each of these facilities are please see the background information.

	Strongly Agree	Agree	Neither agree nor disagree	Disagree	Strongly disagree	Don't know
A cafe	<input type="radio"/>	<input type="radio"/>	<input type="radio"/>	<input type="radio"/>	<input type="radio"/>	<input type="radio"/>
Soft play	<input type="radio"/>	<input type="radio"/>	<input type="radio"/>	<input type="radio"/>	<input type="radio"/>	<input type="radio"/>
A 50 metre swimming pool	<input type="radio"/>	<input type="radio"/>	<input type="radio"/>	<input type="radio"/>	<input type="radio"/>	<input type="radio"/>
A 17 metre learner pool	<input type="radio"/>	<input type="radio"/>	<input type="radio"/>	<input type="radio"/>	<input type="radio"/>	<input type="radio"/>
Leisure water	<input type="radio"/>	<input type="radio"/>	<input type="radio"/>	<input type="radio"/>	<input type="radio"/>	<input type="radio"/>
A sauna/ steam room	<input type="radio"/>	<input type="radio"/>	<input type="radio"/>	<input type="radio"/>	<input type="radio"/>	<input type="radio"/>
Fitness studios	<input type="radio"/>	<input type="radio"/>	<input type="radio"/>	<input type="radio"/>	<input type="radio"/>	<input type="radio"/>
A gym	<input type="radio"/>	<input type="radio"/>	<input type="radio"/>	<input type="radio"/>	<input type="radio"/>	<input type="radio"/>
Treatment rooms	<input type="radio"/>	<input type="radio"/>	<input type="radio"/>	<input type="radio"/>	<input type="radio"/>	<input type="radio"/>
Multi-use rooms	<input type="radio"/>	<input type="radio"/>	<input type="radio"/>	<input type="radio"/>	<input type="radio"/>	<input type="radio"/>
A multi-use area	<input type="radio"/>	<input type="radio"/>	<input type="radio"/>	<input type="radio"/>	<input type="radio"/>	<input type="radio"/>
Changing village	<input type="radio"/>	<input type="radio"/>	<input type="radio"/>	<input type="radio"/>	<input type="radio"/>	<input type="radio"/>

Q4 If you have any further comments please tell us below

About You

Q5 Are you ...
(Please select all that apply)

- ☐ A Derby resident
- ☐ Someone who works in Derby
- ☐ Someone who studies in Derby
- ☐ Representing a local business or private sector organisation
- ☐ Representing a public sector organisation
- ☐ Representing a voluntary or community sector organisation
- ☐ Other

Other, please say

Q6 Please tell us your postcode *(Please write in the space)*



All information provided will be treated in accordance with the Data Protection Act 1998. We will only use this information to inform the plans for the new swimming pool in Derby. All of the information you provide will remain confidential.

If you are completing this as somebody who lives, works or studies in Derby....

The next few questions will help us to make sure that we hear everyone's views, whatever your age or background. Please complete all of the questions you are comfortable answering.

If you are representing a business or organisation, please skip to question 16.

Q7 Are you...*(Please select one)*

- ☐ male?
☐ female?

Q8 Is your gender the same as you were assigned with at birth?
(Please select one)

- ☐ Yes
☐ No

Q9 What was your age on your last birthday? *(Please tell us your age in years)*

Q10 To which group do you consider you belong? (Please select one)

- | | |
|---|---|
| <input type="radio"/> Asian or Asian British - Indian | <input type="radio"/> Dual Heritage - White and Black African |
| <input type="radio"/> Asian or Asian British - Pakistani | <input type="radio"/> Dual Heritage - White and Asian |
| <input type="radio"/> Asian or Asian British - Bangladeshi | <input type="radio"/> Any other Dual Heritage background |
| <input type="radio"/> Asian or Asian British - Chinese | <input type="radio"/> White - English / Welsh / Scottish / Northern Irish / British |
| <input type="radio"/> Any other Asian background | <input type="radio"/> White - Irish |
| <input type="radio"/> Black or Black British - African | <input type="radio"/> White - Gypsy or Irish Traveller |
| <input type="radio"/> Black or Black British - Caribbean | <input type="radio"/> Any other White background |
| <input type="radio"/> Any other Black background | <input type="radio"/> Other ethnic group - Arab |
| <input type="radio"/> Dual Heritage - White and Black Caribbean | <input type="radio"/> Any other ethnic group |

If you have selected one of the 'Any other background' options, please give further details.

Q11 Do you consider yourself to be a disabled person? (Please select one)

- ☐ Yes
☐ No

Q12 I consider myself to be? (Please select one)

- | | |
|---|---|
| <input type="radio"/> Heterosexual/straight | <input type="radio"/> Gay woman/lesbian |
| <input type="radio"/> Bisexual | <input type="radio"/> Other |
| <input type="radio"/> Gay man | <input type="radio"/> Prefer not to say |

Q13 Do you have any religious beliefs? (Please select one option)

- ☐ Yes
☐ No
☐ Prefer not to say

Q14 If so, to which religion do you belong? (Please select one option)

- | | |
|---------------------------------|---|
| <input type="radio"/> Buddhist | <input type="radio"/> Muslim |
| <input type="radio"/> Christian | <input type="radio"/> Sikh |
| <input type="radio"/> Hindu | <input type="radio"/> Other |
| <input type="radio"/> Jewish | <input type="radio"/> Prefer not to say |

Q15 Would you like to receive further information about this project? (Please select one)

- ☐ Yes
☐ No

If no, please skip to the end for details of where to return your questionnaire.

If you would like to be contacted with further information relating to this project or if you would like to take part in further consultation about the swimming pool or other leisure and culture services in Derby please complete your details below.

Name ...

Agency or group you represent - if appropriate

Address *

Phone number *

e-mail address *

* We only need this information if you are happy for us to contact you in this way. Your comments will still be taken on board if you do not supply your contact details.



All information provided will be treated in accordance with the Data Protection Act 1998. We will only use this information to inform you about the swimming pool and other leisure and culture services from In Derby (part of Derby City Council).

Thank you for taking the time to complete this questionnaire.

For further information, please contact , please contact Ben Clawson-Chan on tel. 01332 640460 or email Inderby@derby.gov.uk

Please return your completed questionnaire by 8 October 2017, to:
Derby Active
Freepost 57
Assembly Rooms
Market Place
Derby
DE1 9BR