






Council Scorecard – Relevant Portfolio Measures

Appendix 2

Measure Description	Good is	Current Target Status	Year End Forecast	Year End Target	Forecast Year End Status	Direction of Travel
Business Processes						
P&FM PM11 Processing of "Major" planning applications within 13 weeks (National target is 60%)	High	Green	50%	50%	Green	
EaRS PM02a Number of reportable accidents within the Council	Low	Red	35	30	Red	
EaRS PM03 Council compliance with Health and Safety requirements & Council policy based on the findings of the annual audit programme	High	Red	70%	90%	Red	
Community and Service User						
EaRS PM14 Number of dwellings and shared houses improved to acceptable standard after statutory or informal action	High	Blue	220	220	Green	
EaRS PM18 Percentage of premises compliant with alcohol licensing conditions	High	Blue	85%	85%	Green	

Key

Traffic Light Status:

- Blue** performance above target by 2% or more
- Green** performance meets target
- Amber** performance within 5% of the target
- Red** performance more than 5% adverse of target

Direction of Travel:



- Performance expected to improve compared to the previous year
- Performance expected to remain the same as the previous year
- Performance expected to deteriorate compared to the previous year