

Latest Commentary

There were 6 RIDDOR reportable accidents recorded during Quarter 2 when reports were run on 08/10/13. The cumulative total for the year is currently 19, 4 accidents above the target. The Quarter 1 totals increased by 2 accidents when reports were run again on 09/10/13. The increase is due to late report submissions by managers. The number of reportable accidents isn't directly within our control. Figures for the Council and our comparator group vary on a seasonal and year-on-year basis. The annual average number of reportable accidents for our comparator group was 39 in 2012/13. The increase may be due to managers who have attended mandatory training having a greater awareness of reporting requirements.

Year end forecast

Red

35.0

Direction of Travel

Deteriorating

Measure Details

Hierarchy Location: Derby City Council --> Neighbourhoods --> Environment and Regulatory Services --> CP3 Good health and well-being --> Council Plan Indicators and Performance Measures

Monitored on a quarterly basis

Escalation Officer : John Tomlinson

Accountable Officer : Redfern, David

Compiling Officer : Sue Kelly

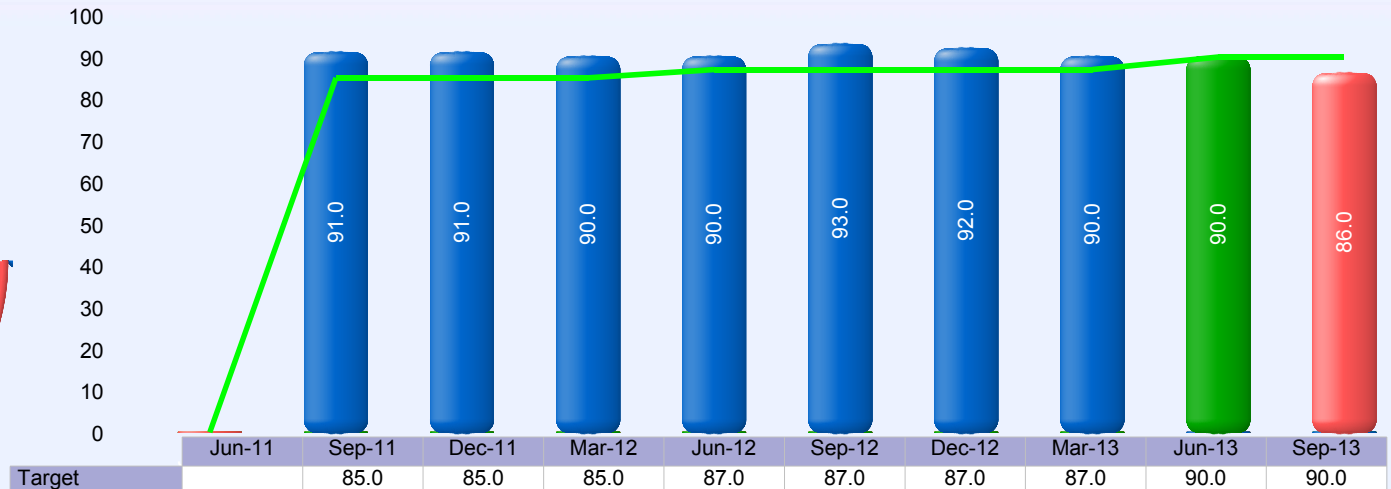
Measure Dashboard

EaRS PM03 Council compliance with Health and Safety requirements & Council policy based on the findings of the annual audit programme


Sep-2013




Latest quarterly speedometer



Historical trends chart with target

 Target

Latest Commentary

86% of managers audited in Quarter 2 achieved an acceptable rating (scoring 80% and above) for compliance with legal requirements and Council policy. This is 4% below the target figure of 90%.

The 90% target for this measure was based on the continuation of the rapid appraisal audit, RAA, programme and expected on-going improvements in managers' performance. However, a new audit programme began early in 2013/14. This is more in-depth than the RAA programme of the previous two years and targets a range of high risk issues or service areas. Expected scores for this programme will be lower and the 90% target is likely to be unachievable. A report explaining this and requesting a reduced target of 70% will be taken to Chief Officer Group early in October 2013.

Year end forecast

Red

70.0%

Direction of Travel

Deteriorating

Measure Details

Hierarchy Location: Derby City Council --> Neighbourhoods --> Environment and Regulatory Services --> CP3 Good health and well-being --> Business Plan Performance Measures

Monitored on a quarterly basis

Escalation Officer : John Tomlinson

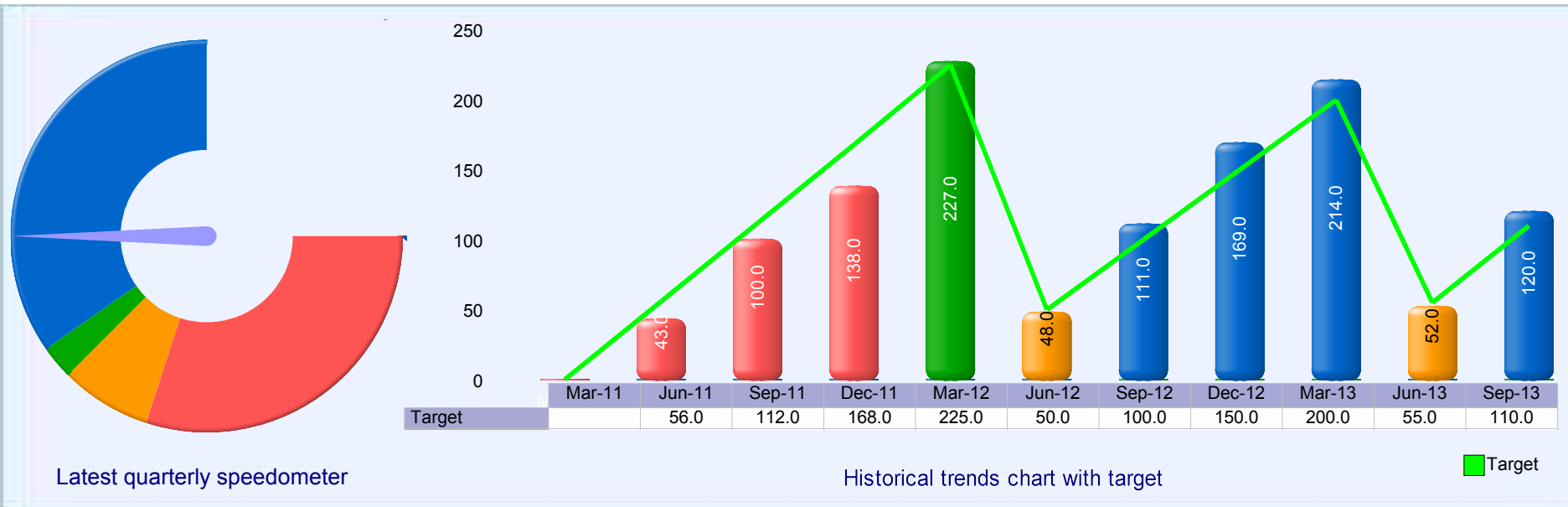
Accountable Officer : Redfern, David

Compiling Officer : Sue Kelly

Measure Dashboard

EaRS PM14 Number of dwellings and shared houses improved to acceptable standard after statutory or informal action

Sep-2013



Latest Commentary

Half year target (110 dwellings improved) has been exceeded by ten. Year end target (220) should be reached if not exceeded.

Year end forecast

Green

220.0

Direction of Travel

Improving

Measure Details

Hierarchy Location: Derby City Council -->
Neighbourhoods --> Environment and Regulatory
Services --> CP3 Good health and well-being -->
Business Plan Performance Measures

Monitored on a quarterly basis

Escalation Officer : John Tomlinson

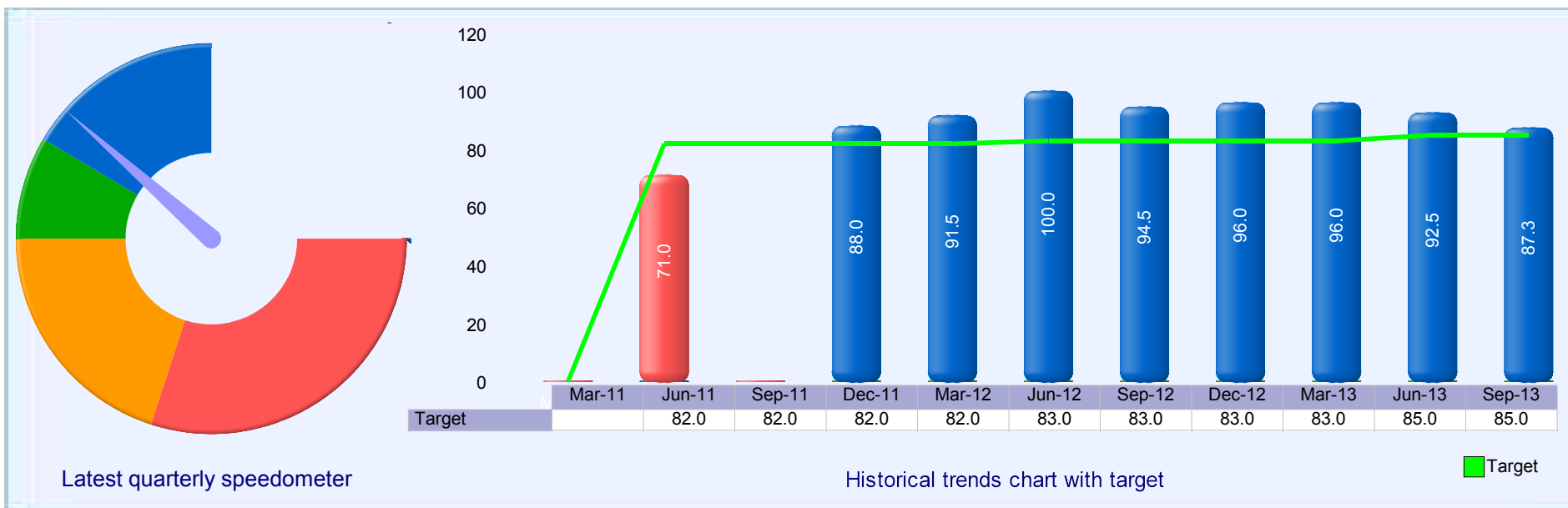
Accountable Officer : Michael Kay

Compiling Officer : Rob Rylott

Measure Dashboard

EaRS PM18 Percentage of premises compliant with alcohol licensing conditions

Sep-2013



Latest Commentary

Currently on target however resource implications may impact on future quarters.

Year end forecast

Green

85.0%

Direction of Travel

Deteriorating

Measure Details

Hierarchy Location: Derby City Council -->
Neighbourhoods --> Environment and Regulatory
Services --> CP4 Being safe and feeling safe -->
Business Plan Performance Measures

Monitored on a quarterly basis

Escalation Officer : John Tomlinson

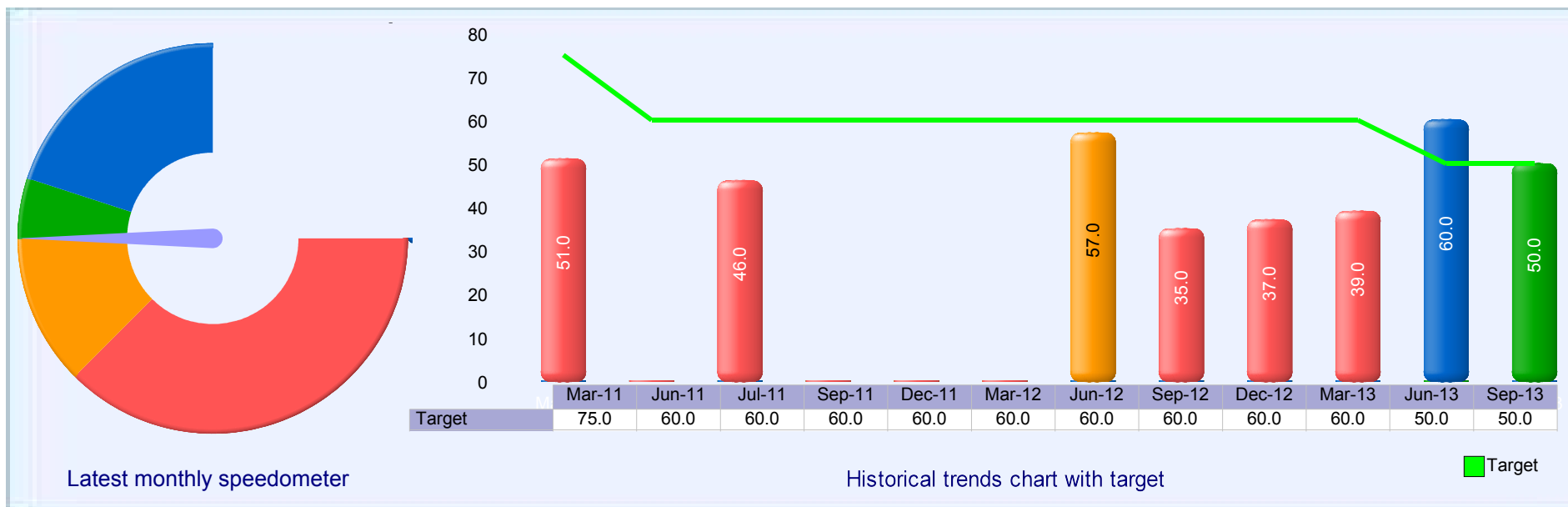
Accountable Officer : Sandra Mansell

Compiling Officer : Ann Walker

Measure Dashboard

P&FM PM11 (NI 157a) Processing of 'major' planning applications within 13 weeks (national target is 60%)


Sep-2013

Latest Commentary

Since 1 April we have dispatched 20 major application decisions within the prescribed 13 week period. Whilst 50% of applications took longer than this to determine this is largely due to application complexity and issues associated with publicity, consultation arrangements and legal agreement resolution. The team is now working with an emphasis on using more Planning Performance Agreements (PPAs) and formal extension of time arrangements for major applications as, since 1 October 2013, the national performance regime means that allowances are made for applications that have been determined using those arrangements. This should, over time, improve performance and also improve the quality of the application process by being tailored to meet the individual needs of applications, providing a greater degree of certainty over timelines for all parties.

Year end forecast

Green

50.0%

Direction of Travel

Improving

Measure Details

Hierarchy Location: Derby City Council -->
 Neighbourhoods --> Planning and Property Services
 --> CP1 A thriving sustainable economy -->
 Business Plan Performance Measures

Monitored on a monthly basis

Escalation Officer : Christine Durrant

Accountable Officer : Ian Woodhead

Compiling Officer : Nigel Scollin