




















ITEM 6

Climate Change Commission March 2008

Period: Latest for all Series: Default series

Element ↕	Q2 Actual ↕	Q2 Target ↕	* ↕	* ↕	Q2 Year End Forecast ↕	Year Target End ↕	Actions
 BV199 (LAA SSC 3.1, CS, NR, CP1.2ai) % of land/highway with unacceptable levels of litter & detritus	Q2 07/08 13.00 %	Q2 07/08 12.00 %	R	→	Q2 07/08 12.00 %	Q2 07/08 12.00 %	<p>BV199 <input checked="" type="checkbox"/> Results are ashowing just above the target set for 2007/8. The service is making good progress in dealing with litter issues however, sweeping detritus is continuing to cause problems.</p> <p>BV199 <input checked="" type="checkbox"/> There are only three BV199 surveys per year. No survey was conducted this quarter so the figures remain unchanged.</p>
 BV82a (LAA SSC 3.6, NR, CP3.2ai) Percentage of total tonnage of household waste arisings recycled	Q2 07/08 20.46 %	Q2 07/08 20.50 %	Y	↑	Q2 07/08 20.50 %	Q2 07/08 20.50 %	<p>BV82A <input checked="" type="checkbox"/> A good 3rd quater result means we should achieve our target of 20.5%.</p> <p>BV82 a <input checked="" type="checkbox"/> We remain on target to achieve 20.5% by the year end.</p>
 BV82b (CP3.2aii) - % of total tonnage of household waste arisings which have been composted	Q2 07/08 22.93 %	Q2 07/08 17.50 %	G	↑	Q2 07/08 17.50 %	Q2 07/08 17.50 %	<p>Bv82b <input checked="" type="checkbox"/> Results continue to be better that expected and we should easily achieve and improve on our target.</p> <p>BV82b (i) <input checked="" type="checkbox"/> We are currently composting ahead of our target rate. However this figure may fall during the autumn and winter months and therefore we would expect to come in close to our target.</p>
 BV199b (LAA SSC 3.2) Percentage of land/highways where unacceptable levels of graffiti are visible	Q2 07/08 6.00 %	Q2 07/08 6.00 %	G	→	Q2 07/08 6.00 %	Q2 07/08 6.00 %	<p>BV199b <input checked="" type="checkbox"/> The latest results show that we are likely to achieve oiut target for 2007/8.</p> <p>BV199b. <input checked="" type="checkbox"/> As BV199. No survey this quarter.</p>

 BV199c (SSC 3.3) Percentage of land/highways where unacceptable levels of fly-posting are visible	Q2 07/08 1.00 %	Q2 07/08 1.00 %	G	→	Q2 07/08 1.00 %	Q2 07/08 1.00 %	<div>  BV199c The latest results show that we are likely to achieve our target for 2007/8. </div> <div>  BV199c As BV199. No survey this quarter. </div>
 BV199d (SSC 3.4) Reduction in the number of fly-tips and increase in enforcement action	Q2 07/08 4.00	Q2 07/08 3.00	R	→	Q2 07/08 4.00	Q2 07/08 3.00	<div> BV199d No change in this indicator. Environmental Health and Trading Standards Division Public Health Team has continued to deal with complaints in relation to fly-tipping & carriage of waste. Q3 activity includes:- 75 service requests received for fly-tipping & carriage of waste. 1 prosecution for fly-tipping. Further case in court on 14/1/08. 2 simple cautions issued for fly-tipping offences 1 litter fixed penalty notices issued by Environmental Health Officer 34 warning/advice letters sent. </div> <div>  BV199d No significant change in this indicator. </div>
 BV82a(ii) (new 05/06) - Total tonnage of household waste recycled	Q2 07/08 6,513.49	Q2 07/08 6,437.50	G	↑	Q2 07/08 25,750.00	Q2 07/08 25,750.00	<div>  BV82a (ii) As 82a </div> <div>  BV82a (ii) As 82a (i) </div>
 BV82b(ii) (new 05/06) - Total tonnage of household waste composted/anaerobically digested	Q2 07/08 7,301.89	Q2 07/08 5,495.50	G	↑	Q2 07/08 21,982.00	Q2 07/08 21,982.00	<div>  BV82b(ii) As 82b. </div> <div>  BV82b (ii) As 82b </div>
 BV82d - % of the total tonnage of household waste arisings which has been landfilled	Q2 07/08 53.01 %	Q2 07/08		↑	Q2 07/08 61.96 %	Q2 07/08 61.96 %	<div>  Bv82d A strong composting performance and the diversion of some waste to incineration means we should easily achieve our landfill target. </div> <div>  BV82d We remain on target to achieve the landfill figure estimated for </div>

							07/8.
 BV82d(ii) (new 05/06) - Total tonnage of household waste landfilled	Q2 07/08 16,878.88	Q2 07/08 19,469.50	G		Q2 07/08 77,878.00	Q2 07/08 77,878.00	<div> BV82d(ii) As 82d</div> <div> BV82d (ii) As 82d.</div> <div> BV82d(ii) Performance Surgery Notes & Actions A Performance Surgery was held on 1 August 2007 - see attachment.</div>
 BV84 - Number of kilograms of household waste collected per head	Q2 07/08 136.25	Q2 07/08			Q2 07/08 545.00	Q2 07/08 545.00	<div> BV84a We are still on course to meet out 07/8 target.</div> <div> BV84 We are currently on target to meet our 2007/8 estimate for the end of the year.</div> <div> BV84 Performance Surgery Minutes & Actions A Performance Surgery was held on 1 August 2007 - see attachment.</div>
 SSC 7.1 Percentage of municipal waste landfilled	Q2 07/08 55.20 %	Q2 07/08 61.00 %	G		Q2 07/08 57.00 %	Q2 07/08 61.00 %	<div> SSC7.1 We are still awaiting a confirmed definition of Municipal Waste from DEFRA. We still are hopeful of achieving our atrget for the year.</div> <div> SSC7.1 Defra are still consulting Authorities on what materials should be included in this BVPI. We are currently set to achieve the target we have set. This is a new indicator and no prvious figures are available for comparison purposes.</div>
 SSC 7.2 Percentage of municipal waste recycled	Q2 07/08 40.11 %	Q2 07/08			Q2 07/08	Q2 07/08 38.00 %	<div> SSC7.2 DFespite poor 3rd quater result per still expect to achieve our target figure.</div>

							<input checked="" type="checkbox"/> SSC7.2 We are currently on course to achieve our end of year target.
--	--	--	--	--	--	--	---

Results: 1 - 13 of 13