










Scrutiny Management Commission - Sept 2007

Period: Latest for all Series: Default series

Element 	Scorecard 	In charge 			
 BV218a (new 05/06) - % of new reports of abandoned vehicles investigated within 24 hours	BVPI Current Set	Ian Donnelly (Donnell)	Q1 07/08 92.00 %	Y	
 BV218b (SSC 3.8) - % of abandoned vehicles removed within 24 hours	BVPI Current Set	Ian Donnelly (Donnell)	Q1 07/08 84.00 %	Y	
 1.1bi Number of burglary reduction improvements completed	Corporate Plan 2007-2010	Martin Gadsby (GadsbyM)	Q1 07/08 58.00	G	
 3.1a ii 25% reduction in Council's carbon emissions by 2012	Corporate Plan 2007-2010				
 6.1hi Number of data quality actions implemented	Corporate Plan 2007-2010	Tuckwell, Natalie (TuckweN)			
 BV10 - % of Non-domestic Rates collected	BVPI Set 04/05	Marjorie Morrice (MMorrice)	Q2 07/08 30.01 %	R	
 BV11a - % of top 5% of earners that are women	BVPI Set 04/05	Ed Cicinski (CicinsE)	Q1 07/08 49.46 %	Y	
 BV11b - % of top 5% of earners from black and minority ethnic communities	BVPI Set 04/05	Ed Cicinski (CicinsE)	Q1 07/08 7.59 %	R	
 BV11c (new 05/06) - % of top 5% of earners with a disability	BVPI Current Set	Ed Cicinski (CicinsE)	Q1 07/08 4.12 %	R	
 BV12 - No. of working days/shifts lost due to sickness absence	BVPI Set 04/05	Barbara Rusk (RuskB)	Q1 07/08 1.94 Days	G	
 BV126 (CP1.1bii) - Domestic burglaries per 1,000 households	BVPI Set 04/05	Alison Wynn (WynnA1)	Q1 07/08 2.73	G	
 BV127a (05/06) - Violent crimes per 1,000 population	BVPI Current Set	Alison Wynn (WynnA1)	FY 06/07 24.49	G	
 BV127b (05/06) - Robberies per 1,000 population	BVPI Current Set	Alison Wynn (WynnA1)	FY 06/07 2.42	R	

 BV128a - Vehicle crimes per 1,000 population	BVPI Set 04/05	Alison Wynn (WynnA1)	Q1 07/08 2.77	G	
 BV14 - % of employees retiring early (excl. ill-health) as a % of total workforce	BVPI Set 04/05	Ed Cicinski (CicinsE)	Q1 07/08 0.02 %	G	
 BV15 - % of employees retiring on ill health as a % of total workforce	BVPI Set 04/05	Ed Cicinski (CicinsE)	Q1 07/08 0.02 %	G	
 BV156 - % of authority buildings open to the public which are accessible to disabled people	BVPI Set 04/05	Chris Edwards (EdwardC)	FY 07/08 45.00 %	G	
 BV166a - Score against a checklist of enforcement best practice for environmental health	BVPI Set 04/05	John Tomlinson (TomlinJ)	Q1 07/08 100.00 %	G	
 BV166b - Score against a checklist of enforcement best practice for trading standards	BVPI Set 04/05	John Tomlinson (TomlinJ)	Q1 07/08 80.00 %	G	
 BV16a - % of employees declaring they meet DDA	BVPI Set 04/05	Ed Cicinski (CicinsE)	Q1 07/08 3.14 %	R	
 BV16b - % of economically active disabled people in the council area	BVPI Set 04/05	Ed Cicinski (CicinsE)	FY 07/08 15.69 %	G	
 BV174 - Racial incidents recorded by the authority per 100,000 population	BVPI Set 04/05	Ann Webster (WebsteA)	FY 06/07 231.07	G	
 BV175 - % of racial incidents that resulted in further action	BVPI Set 04/05	Ann Webster (WebsteA)	FY 06/07 100.00 %	G	
 BV17a - % of employees from minority ethnic communities	BVPI Set 04/05	Ed Cicinski (CicinsE)	Q1 07/08 11.60 %	Y	
 BV216a (new 05/06) - No. of sites of potential concern (land contamination)	BVPI Current Set	Nicola Cokayn (CokaynN)	Q1 07/08 1,400.00	G	
 BV216b (new 05/06) - % of sites where remediation of the land is necessary	BVPI Current Set	Nicola Cokayn (CokaynN)	Q1 07/08 1.10 %	G	
 BV217 (new 05/06) - % of pollution	BVPI Current Set	Nicola Cokayn (CokaynN)	Q1 07/08 100.00 %	G	

control improvements completed on time					
 BV225 (new 05/06) - Actions taken against domestic violence per 1,000 population	BVPI Current Set	Alison Wynn (WynnA1)	FY 06/07 81.80	G	
 BV2a (CP6.1gi) The level of the Equality Standard	BVPI Set 04/05	Ann Webster (WebsteA)	FY 07/08 3.00	G	
 BV2b - The duty to promote race equality	BVPI Set 04/05	Ann Webster (WebsteA)	FY 06/07 100.00 %	G	
 BV4 - Percentage of those making complaints satisfied with the handling of those complaints	Best Value Satisfaction Indicators		Third Collection 06/07 31.00 %	R	
 BV8 - % of invoices paid within 30 days	BVPI Set 04/05	Perry, Christopher (PerryC)	Q2 07/08 96.03 %	G	
 BV9 - % of Council Tax collected	BVPI Set 04/05	Marjorie Morrice (MMorrice)	Q2 07/08 27.61 %	G	
 CG 3.1 Public and private infrastructure investment levered	LAA Indicator Set	WilliaC1 (WilliaC1)	Q1 07/08 8.13	G	
 Scrutiny Management Commission - 3 Yearly Satisfaction Indicators	Scrutiny Management Commission		Third Collection 06/07 Poor	R	
 Scrutiny Management Commission - 6 Monthly Indicators	Scrutiny Management Commission				
 Scrutiny Management Commission - Annual Indicators	Scrutiny Management Commission		FY 07/08 Fair	O	
 Scrutiny Management Commission - Quarterly Indicators	Scrutiny Management Commission		Q2 07/08 Fair	O	
 Scrutiny Management Commission	Scrutiny Management Commission		Q3 07/08 3.00 pts.	R	

Results: 1 - 39 of 39