





ITEM 14

Children and Young People Commission 3rd Quarter – February 2009

Period: Default Series: Default series












Element	07/08 Actual	Q3 Actual	Q3 Target			Year End Forecast	Year End Target	Actions
 CP1.3diii Number of young people trained in recruitment and selection	18.00	0.00	6.00	R		8.00	8.00	<input checked="" type="checkbox"/> Qtr 3 08/09 commentary N.Feldman No further training in recruitment and selection, target for the year has already been met. Next training planned for February with Family Action
 CP1.3di Voices in Action attending the City for Children and Young People	2.00	4.00	8.00	G		12.00	12.00	<input checked="" type="checkbox"/> Q3 08/09 Commentary - N Feldman Two young people have continued to attend each City for Children and Young People Executive meeting. At each VIA meeting young people nominate themselves so there is a different pairing each time. They are supported at each meeting by Adele Styles the Senior consultation officer from the corporate communications and consultation team.
 CP1.3ei Youth Opportunity Fund - Number of young people involved as decision makers	35.00	2.00	33.00	R		35.00		<input checked="" type="checkbox"/> Quarter 3 commentary A small number of young people have been recruited during Quarter 3 due to less young people indicating their interest on YOF application forms. It is anticipated that the annual target will be reached as other young people are interested in becoming Youth Panel members.
 CP1.3eii Youth Opportunity Fund - Number of young people involved as project leaders	518.00	101.00	500.00	G		700.00	500.00	<input checked="" type="checkbox"/> Quarter 3 commentary As previously noted the target for the year has already been met. The increased figures will be used in setting targets for next year
 CP1.3eiii Youth Opportunity Fund - Number of young people involved as participants	3,000.00	528.00	4,900.00	G		5,500.00	5,000.00	<input checked="" type="checkbox"/> Quarter 3 commentary The target for the year has been met due to the increased number and range of applications delivering young people's projects.
 CP5.3biii (CYPP SS2g) - All staff to have access to new safeguarding procedu	100.00 %		100.00 %				100.00 %	

<p>★ CP5.3bi (CYPP SS3d) - Reduction in number of children with a protection plans</p>	3.20	2.80	3.30	G	↓	2.58		<p>CP5.3bi Commentary Q3 2008/09 - Sue Richards</p> <p>☑ The numbers of children subject to a Protection Plan has stabilised over the past year. We are likely to achieve the target set. Variations of between 10 and 15 occur but these are expected to a large extent.</p>
<p>🔴 NI 059 (CYPP SS1c) - % of initial assessments carried out with 7 working days of referral</p>	61.10 %	59.30 %	70.00 %	R	↓	58.40 %	70.00 %	<p>☑ NI 059 Definition form</p> <p>☑ NI 059 Performance Surgery A Performance surgery was held in December 2008 - see attached minutes.</p> <p>Q3 Commentary The Integrated Childrens System continues to have a significant impact on staff and the time available to undertake work. There has been an increase in referrals to social care in the quarter, this being linked to the publicity surrounding Baby P and heightened concerns from agencies and the public in light of this. The performance has been considered at Performance surgery in december and will be before Overview and Scrutiny in March.</p>
<p>🔴 NI 061 Timeliness of placements of looked after children for adoption following an agency decision</p>	53.80 %	52.60 %	55.00 %	Y	↓	57.10 %	55.00 %	<p>☑ NI 061 Definition form</p> <p>Q3 08/09 Commentary A better than expected performance during Q3 which may be related to the increased number of young children who have been in a stable foster placement before being moved to an adoptive placement. This is a very small cohort so at risk of significant variation External factors eg court timetables impact on this indicator . Persistence in finding homes for harder to place children is not recognised . Our annual performance is likely to be a slight improvement on last year.</p>
<p>🔴 NI 053 Prevalence of breast-feeding at 6-8 wks from birth</p>	30.00 %	30.00 %	41.00 %	R	↑		44.00 %	<p>☑ Ni 053 Definition form</p> <p>☑ Q3 data Coverage has improved at 73% Prevalence is slightly down at 30%</p>
<p>🔴 NI 113 (CYPP BH7g) Prevalence of Chlamydia in under 25 year olds</p>	1.70 %	8.85 %	13.40 %	R	↑	17.00 %	17.00 %	
<p>🔴 NI 060 % of core assessments for childrens social care that were carried out within 35</p>	90.00 %	79.50 %	88.00 %	R	↓	76.60 %	88.00 %	<p>☑ NI 060 Definition form</p>

working days								<p>Q3 08/09 Commentary - M Darbon</p> <p>The implementation of the Integrated Children's Electronic Social Care Recording System <input checked="" type="checkbox"/> has had a significant impact on performance. The system is extremely time-consuming with the result that completion of the record takes longer, the quality of the record is reduced as a result of the software and staff have less time to spend in direct contact with vulnerable children and families.</p> <p><input checked="" type="checkbox"/> NI 060 Performance Surgery A Performance surgery was held in December 2008 - see attached minutes.</p>
 CYP 2.2 (CP5.2ai,CYPP BH7c) Percentage of schools accredited to the healthy schools standard	54.00 %	64.00 %	64.00 %	G		70.00 %	68.00 %	<p>Q3 2008/ 09</p> <p><input checked="" type="checkbox"/> We have met our target of 64% due to targeting specific schools who were extremely close to achieving before Christmas. We are maining the Enhancements but using a hands off approach currently to ensure we continue to progress schools achieving status which is our first priority.</p>
 NI 065 (LAA 1,CYPP SS3f)% children becoming subject of Child Protection Plan for 2nd/subsequent time	16.00 %	10.90 %	15.00 %	G		14.00 %	15.00 %	<p><input checked="" type="checkbox"/> NI 065 Definition form</p> <p>Ni 065</p> <p><input checked="" type="checkbox"/> The quarter 3 performance of 10.9% remains good and inline with a forecast of 14% against a target of 15%. We continue to operate a tight threshold for convening achild protection conference based on the assessed harm to the child, not whether they have been subject to a previous child Protection Plan.</p> <p>NI 65</p> <p><input checked="" type="checkbox"/> The performance on this indicator is on target. The 10.9% would give a forecast year end of 14% which is in the top band. We continue to hold conferences in respect of children who meet the threshold criteria, including those who have been subject to a previous plan.</p>
 NI 114 (CYPP EA3a) Rate of permanent exclusions from school	91.00 %		42.00 %				42.00 %	<p>Permanent exclusion</p> <p><input checked="" type="checkbox"/> The permanent exclusion figures for 2007/8 were significantly reduced from 91 (06/07) to 30. From September 08 – December 08 7 students were permanently excluded compared to 15 for the same period Sept 07 – December 07</p>
 CP1.3dii Number of young people involved in multi-agency training	42.00	54.00	9.00	G		72.00	12.00	<p>Q3 2008-09 CP1.3dii</p> <p>7th October 15 young peopel trained councillors re mystery shopping 11th October 2 young people trained Allies volunteers at CVS 22nd October Physical futures presentation 5 young peopel gave a presentation about public transport 3rd November Teaching assistant training day - 2 young people delivered training 24th November - Make a Change Evening from voices in Action - 30 young people gave four presentations to 50</p>

								invited representatives from across the partnership. All attendees submitted pleasges that will have an impact on the Children and Young People's Action Plan 15th December - 2 young people el delivered training to the children in care team and foster carers Total of 56 young people in this quarter
 CP1.3eiv Increase in range of voluntary and statutory projects working with disadvantaged young peo	80.00 %	87.00 %	80.00 %	G		85.00 %	80.00 %	<input checked="" type="checkbox"/> Quarter 3 commentary The figures remain on target for the year with 12 of the 13 projects approved in quarter 3 working with disadvantaged young people
 NI 045 Young offenders' engagement in suitable education, training and employment		92.00 %		G		92.00 %		<input checked="" type="checkbox"/> NI 045 Definition form <input checked="" type="checkbox"/> NI045 - Q3 2008/09 This indicator shows a slight decrease on Q1
 NI 046 Young Offenders' access to suitable accommodation		95.90 %				95.90 %		<input checked="" type="checkbox"/> NI 046 Definition form <input checked="" type="checkbox"/> NI46 - Q3 2008/09 This indicator has seen no significant change on Q2
 NI 058 Emotional and behavioural health of looked after children		15.89	16.00	G			16.00	<input checked="" type="checkbox"/> NI 058 Definition form NI 058 Q3 commentary Derby is on track to complete Strength and Difficulties Questionnaires in respect of a high proportion of relebvant children / young people by 31.3.09. The 'scores' are being used as the basis for addressing unmet need in the context of a Virtual Team, which comprises providers of a range of therapeutic services in the city. It will become possible to measure 'performance' during 2009 -10, against the scores recorded for 2008 -09'
 NI 062 (LAA 53 Local) Stability of placements of looked after children: number of placements	8.80 %	7.10 %	9.00 %	G		6.90 %	9.00 %	<input checked="" type="checkbox"/> NI 062 Definition form Q3 2008/09 - Commentary NI 62 - Katie Harris <input checked="" type="checkbox"/> We have had a better than expected performance which may be related to the increased number of young children who have been in a stable foster placement before being moved to an adoptive placement. Please note: This is a very small cohort so at risk of significant variation
 NI 063 Stability of	67.10 %	71.70 %	80.00 %	R		72.60 %		<input checked="" type="checkbox"/> NI 063 Definition form

placements of looked after children: length of placement								<input checked="" type="checkbox"/> NI 063 Performance Surgery A Performance Surgery was held in December 2008 - see attached minutes.
								<input checked="" type="checkbox"/> Q3 2008/09 - Commentary NI 63 - Katie Harris This has been subject to scrutiny at Performance surgery, though no one factor could be identified as to the variation . Excellent performance in adoption means that the most stable placements are being transferred there . It is intended that the commencement of the Attachment project in 2009 will give extra support to the more unstable placements
NI 064 Child Protection Plans lasting 2 years or more	7.00 %	19.23 %	8.00 %	R		18.00 %	8.00 %	<input checked="" type="checkbox"/> NI 064 Definition form <input checked="" type="checkbox"/> NI 064 The quarter 3 performance is 19.2%, this is an improvement on quarter 2. The year end forecast is 18%. Of 130 children whose child protection plans had ended by 31.12.08, 25 children had been subject to a plan for more than 2 years, this remains a low number.
NI 066 Looked after children cases which were reviewed within required timescales	95.30 %	99.70 %	100.00 %	Y		99.70 %	100.00 %	<input checked="" type="checkbox"/> NI 066 Definition form <input checked="" type="checkbox"/> Ni 66 The performance on reviews being held within timescales remains good, the slight dip from 100% is due to one child's review being late due to an operational error.
NI 067 Percentage of child protection cases which were reviewed within required timescales	100.00 %	100.00 %	100.00 %	G		100.00 %	100.00 %	<input checked="" type="checkbox"/> NI 067 Definition form <input checked="" type="checkbox"/> NI 067 The performance on this indicator remains very good, 100% being achieved year on year.
NI 088 Percentage of Schools providing access to extended services			100.00 %				100.00 %	<input checked="" type="checkbox"/> N1 088 Q3 Commentary All schools are engaged and on track to deliver funded activities and services in localities by 31 March 2009. The Locality meetings are currently reviewing 08-09 projects, agreeing priorities for 09-10 and identifying needs in readiness for submission of next round of proposals.
NI 089 (CP4.1di) Reduction of number of schools judged as requiring special measures	1.00	2.00	0.00	R		0.00	0.00	

 NI 103a Special Educational Needs - statements issued within 26 weeks - excl exception cases	92.40 %	96.90 %	95.70 %	G		95.70 %	95.70 %	<input checked="" type="checkbox"/> NI 103a Q3 08/09 Commentary Based on the actual for Q3 08/09 and the position at the end of Q3 07/08 for BV43a and year end actual for 07/08 for BV43a the target for 08/09 for NI 103a should be met. To ensure that the target for 08/09 will be met, individual cases, where the time limit have not been met, are discussed at monthly section meetings to highlight difficulties that occurred in that particular case to prevent a reoccurrence in other cases.
 NI 103b Special Educational Needs - statements issued within 26 weeks - all	91.10 %	96.90 %	94.10 %	G		94.10 %	94.10 %	<input checked="" type="checkbox"/> NI 103b Q3 08/09 Commentary Based on the actual for Q3 08/09 and the position at the end of Q3 07/08 for BV43b and year end actual for 07/08 for BV43b the target for 08/09 for NI 103b should be met. To ensure that the target for 08/09 will be met, individual cases, where the time limit have not been met, are discussed at monthly section meetings to highlight difficulties that occurred in that particular case to prevent a reoccurrence in other cases.
 NI 109 Delivery of Sure Start Children's Centres		12.00 %	12.00 %	G		14.00 %	14.00 %	<input checked="" type="checkbox"/> Operational Children's Centres All 14 children's centres in phase 1 and 2 are designated 12 of which are fully operational both Alvaston and Sinfin will be operational by the end of this financial year
 NI 111 (LAA 25, CP1.1aiv) First time entrants to the Youth Justice System aged 10-17		73.00						<input checked="" type="checkbox"/> NI111 - Q3 2008/09 This indicator has seen a 29% decrease on Q1.
 NI 147 Care leavers in suitable accommodation		86.40 %	81.90 %	G		86.10 %	81.90 %	<input checked="" type="checkbox"/> NI 147 Definition form <input checked="" type="checkbox"/> Commentary Q3 08/09 Performance at the end of quarter three is good with 19 out of 22 care leavers living in suitable accommodation. Current performance is above our target and forecast is above target too which is good. Added on behalf of Beverley Fearn
 NI 148 Care leavers in education, employment or training	1.19 Ratio	0.97 Ratio	1.00 Ratio	Y		0.96 Ratio	1.00 Ratio	<input checked="" type="checkbox"/> NI 148 Definition form <input checked="" type="checkbox"/> Commentary Q3 08/09 Performance is good, slightly below target but is likely to be on or above target by the year end - Added on behalf of Beverley Fearn