




























-elements **City for Children and Young People - LAA Indicators**

[Show All]

Type	Name	Value	Color	Trend
	NI 051 (LAA 28) Effectiveness of child and adolescent mental health (CAMHS) Services (National Indicator Set)	(Q2 08/09)		
	NI 054 (LAA 52 Local) Services for disabled children for introduction in 2009/10 (National Indicator Set)	(Q2 08/09)		
	NI 062 (LAA 53 Local) Stability of placements of looked after children: number of placements (National Indicator Set)	7.50 % (Q2 08/09)		
	NI 065 (LAA 1,CYPP SS3f)% children becoming subject of Child Protection Plan for 2nd/subsequent time (National Indicator Set)	(Q2 08/09)		
	NI 072 (LAA 37) Achievement of at least 78 point across the Early Years Foundation Stage (National Indicator Set)	(Q2 08/09)		
	NI 073 (LAA) Achievement at level 4 or above in both English and Maths at Key Stage 2 (National Indicator Set)	(Q2 08/09)		
	NI 074 (LAA) Achievement at level 5 or above in both English and Maths at Key Stage 3 (National Indicator Set)	(Q2 08/09)		
	NI 075 (LAA) Achievement of 5 or more A*-C grades at GCSE or equivalent including English and Maths (National Indicator Set)	(Q2 08/09)		
	NI 076 (LAA) Reduction in number of schools where fewer than 65% of pupils achieve level 4 or above (National Indicator Set)	(Q2 08/09)		
	NI 077 (LAA) Reduction in number of schools where fewer than 50% of pupils achieve level 5 or above (National Indicator Set)	(Q2 08/09)		
	NI 078 (LAA) Reduction in no. of schools where fewer than 30% of pupils achieve 5 or more A*-C grades (National Indicator Set)	(Q2 08/09)		
	NI 083 (LAA 42) Achievement at Level 5 or above in Science at Key Stage 3 (National Indicator Set)	(Q2 08/09)		
	NI 087 (LAA 48, CYPP SS5b) Secondary school persistent absence rate (National Indicator Set)	(Q2 08/09)		
	NI 092 (LAA 36) Narrowing the gap between lowest achieving 20% in the Early Years Foundation Stage (National Indicator Set)	(Q2 08/09)		
	NI 093 (LAA 39) Progression by 2 levels in English between Key Stage 1 and Key Stage 2 (National Indicator Set)	(Q2 08/09)		
	NI 094 (LAA 40) Progression by 2 levels in Maths between Key Stage 1 and Key Stage 2 (National Indicator Set)	(Q2 08/09)		
	NI 095 (LAA 43) Progression by 2 levels in English between Key Stage 2 and Key Stage 3 (National Indicator Set)	(Q2 08/09)		
	NI 096 (LAA 44) Progression by 2 levels in Maths between Key Stage 2 and Key Stage 3. (National Indicator Set)	(Q2 08/09)		
	NI 097 (LAA 46) Progression by 2 levels in English between Key Stage 3 and Key Stage 4. (National Indicator Set)	(Q2 08/09)		
	NI 098 (LAA 47) Progression by 2 levels in Maths between Key Stage 3 and Key Stage 4. (National Indicator Set)	(Q2 08/09)		
	NI 099 (LAA 49, CYPP EA3c) Looked after children reaching level 4 in English at Key Stage 2 (National Indicator Set)	(Q2 08/09)		
	NI 100 (LAA 50, CYPP EA4a) Looked after children reaching level 4 in Maths at Key Stage 2. (National Indicator Set)	(Q2 08/09)		

	NI 101 (LAA 51,CYPP EA4b) Looked after children achieving 5 A*-C GCSEs at KS4 incl English & Maths (National Indicator Set)	(Q2 08/09)	<input type="checkbox"/>	
	NI 112 (LAA 29, CP5.2aii, CYPP BH2d) Under 18 conception rate (National Indicator Set)	(Q2 08/09)	<input type="checkbox"/>	
	NI 117 (LAA 5, CP4.2ai, CYPP AEW5a) 16-18yr olds who are not in education, employment or training (National Indicator Set)	(Q2 08/09)	<input type="checkbox"/>	