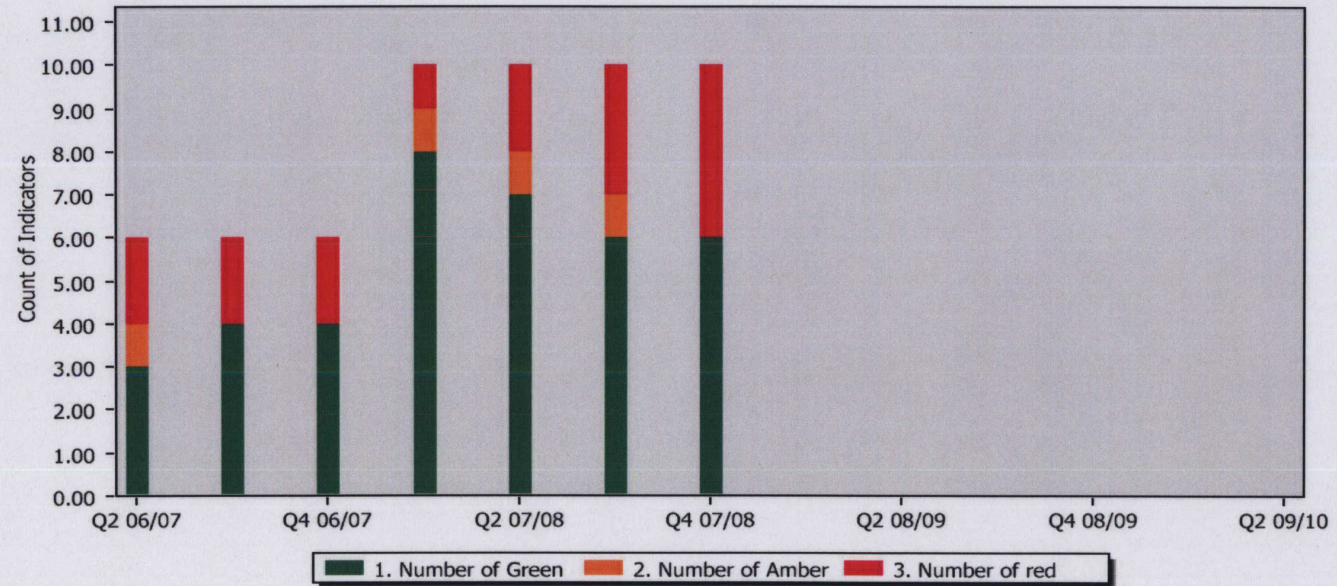


**Planning and Transportation - Quarterly Indicators (Planning and Transportation Commission)**

Q4 07/08: Fair pts.

In Charge: -

**Graph**





















**Recent Actions**

Type	Header	Person	Date
------	--------	--------	------

**Sub-elements**

Type	Name	Value	Color	Trend
	BV100 - No. of days of temporary traffic controls or road closure on traffic sensitive roads (BVPI Set 04/05)	0.04 (Q4 07/08)	Green	Down
	BV102 (CP 3.2ei) - Local bus services (passenger journeys per year) (BVPI Set 04/05)	4,272,671.00 (Q4 07/08)	Green	Down
	BV165 - % of pedestrian crossings with facilities for disabled people (BVPI Set 04/05)	61.70 % (Q4 07/08)	Red	Up
	BV215a (new 05/06)- Average no. of days taken to repair a street lighting fault (BVPI Current Set)	3.82 Days (Q4 07/08)	Green	Up



 BV215b (new 05/06) - Average time taken to repair a street lighting fault - DNO (BVPI Current Set)	24.35 Days (Q4 07/08)		
 BV99a(i) - No. of road accident casualties - all KSI (BVPI Current Set)	32.00 (Q4 07/08)		
 BV99bi (CYP 1.4) - No. of road accident casualties - children KSI (BVPI Current Set)	5.00 (Q4 07/08)		
 BV99c(i) - No. of road accident casualties - all slight injuries (BVPI Current Set)	244.00 (Q4 07/08)		
 CP2.2ciii Improve up to 15 bus passenger waiting areas (Corporate Plan 2007-2010)	21.00 (Q4 07/08)		
 CP5.2bi Numbers of secure cycle undercover parking places at schools and colleges (Corporate Plan 2006 - 2009)	110.00 (Q4 07/08)		

| | | |

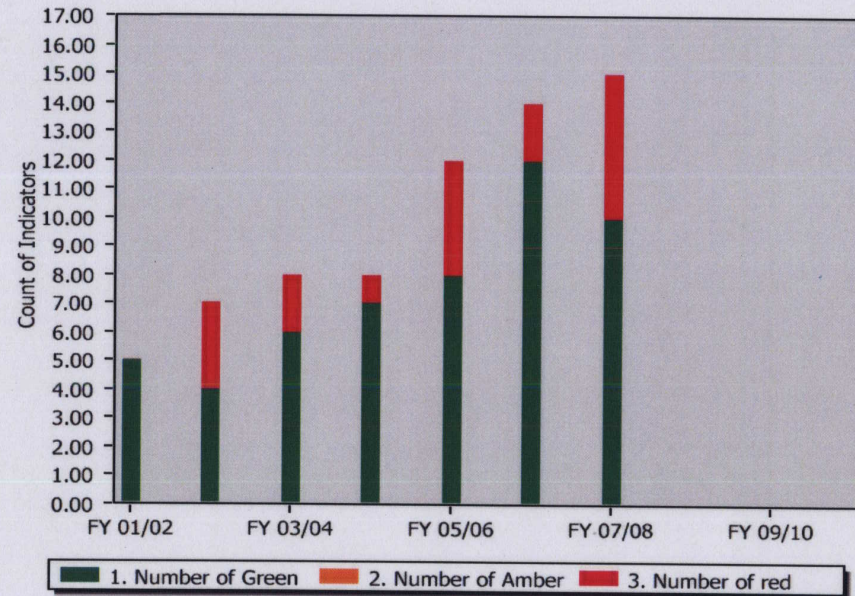


**Planning and Transportation - Annual Indicators (Planning and Transportation Commission)**

FY 07/08: Fair pts.

In Charge: -

**Graph**







































**Recent Actions**

Type	Header	Person	Date
------	--------	--------	------

**Sub-elements**

Type	Name	Value	Color	Trend
BV106	Percentage of new homes built on previously developed land (BVPI Set 04/05)	82.76 % (FY 07/08)	Green	Up
BV178	% of footpaths and other rights of way which were easy to use (BVPI Set 04/05)	89.10 % (FY 07/08)	Green	Up
BV187	Condition of footway (BVPI Set 04/05)	17.00 % (FY 07/08)	Red	Right
BV200a	(Amended 05/06) - Plan Making: Development Plan (BVPI Current Set)	Yes (FY 07/08)	Green	Right



 BV200b (Amended 05/06) - Plan making: Milestones (BVPI Current Set)	No (FY 07/08)		
 BV204 - % of appeals allowed against the authority's decision to refuse planning (BVPI Set 04/05)	40.00 % (FY 07/08)		
 BV205 - Quality of planning service (BVPI Set 04/05)	100.00 (FY 07/08)		
 BV223 (new 05/06) - % of principal roads where structural maintenance should be considered (BVPI Current Set)	7.00 % (FY 07/08)		
 BV224a (new 05/06) - % of non-principal classified roads where maintenance should be considered (BVPI Current Set)	9.00 % (FY 07/08)		
 BV224b (new 05/06) - % of unclassified roads where maintenance should be considered (BVPI Current Set)	10.00 % (FY 07/08)		
 BV99a(ii) - % change in road accident casualties over previous year - all KSI (BVPI Current Set)	9.80 % (FY 07/08)		
 BV99a(iii) - % change in road accident casualties over 1994-1998 average - all KSI (BVPI Current Set)	-28.66 % (FY 07/08)		
 BV99b(ii) - % change in road accident casualties over previous year - children KSI (BVPI Current Set)	6.25 % (FY 07/08)		
 BV99b(iii) - % change in road accident casualties between 1994-1998 average - children KSI (BVPI Current Set)	-42.86 % (FY 07/08)		
 BV99c(ii) - % change in road accident casualties over previous year - all slight injuries (BVPI Current Set)	-0.72 % (FY 07/08)		
 BV99c(iii) - % change in road accident casualties 1994-1998 average - all slight injuries (BVPI Current Set)	-8.38 % (FY 07/08)		

| | | |