






# Performance Eye Quarter 2 Data 2007/08

---



Key to the 4<sup>th</sup> column: G =Green Y = Yellow R = red

Children and Young People Commission


Element	Q2 Actual	Q2 Target	* * * *	Q2 Year End Forecast	Year End Target	Actions
 CP 5.2dii (2006-09 CP3.1ciii) Number of children receiving cycle training	Q2 07/08 459.00	Q2 07/08	 	Q2 07/08 1,200.00	Q2 07/08	<p><b>Q2 2007-08</b> Meetings have taken place with the Head of Midwifery and the Midwifery Manager, Outpatient Services to discuss issues around data collection re smoking in pregnancy. A way forward has been agreed to rectify the issues identified. This will include closer contact and liaison with local midwifery teams, especially in those Sure Start areas in which the smoking prevalence is higher. Work is underway to link with these areas to do some specific health promotion and awareness raising using pregnancy specific resources such as the Fetal CO Monitor.</p> <input checked="" type="checkbox"/>
 CYP 2.4 Number/proportion of mothers continuing to smoke during pregnancy in Surestart areas	Q2 07/08 17.10 %	Q2 07/08 21.00 %	<b>R</b> 	Q2 07/08 23.00 %	Q2 07/08 21.00 %	<p><b>Data Quality Issues</b> There are several issues that are currently affecting the quality and availability of the smoking status data of women that deliver at Derby City General Hospital. As the midwives now complete a 'Fresh Start' referral form, the smoking information that used to come to the unit on the 'booking' form is not always completed. A change in the service provision where there has been an increase in midwifery led care has affected when data is entered as these women do not attend the maternity unit for antenatal care. Also, a computer glitch was identified recently where the system was not allowing the user to enter a positive indicator. IT processes are currently under review at Derby Hospitals Foundation Trust, and the intention is to allow direct access to primary</p> <input checked="" type="checkbox"/>


							care midwifery staff to the maternity and PAS systems (pilot schemes are in place at the moment). In the meantime, staff have been asked to be more vigilant when recording smoking status of the women at booking and at birth.
 CYP 2.6 Percentage of families with up to date information about services in Surestart areas	Q2 07/08 99.00 %	Q2 07/08 100.00 %	Y	↓	Q2 07/08 99.50 %	Q2 07/08 100.00 %	<p><a href="#">Q2 2007/08</a></p> <input checked="" type="checkbox"/> The normal 100% has not been achieved because three families moved out of the programme areas before they were visited
 4.1di (2006-09 CP2.1ai) No. of schools in special measures	Q2 07/08 3.00	Q2 07/08		→	Q2 07/08	Q2 07/08	<p><a href="#">07/08 Q2 update</a></p> <input checked="" type="checkbox"/> All 3 schools in special measures are now making satisfactory progress
 4.1dii (2006-09 CP2.1aii) Number of schools with a notice to improve	Q2 07/08 1.00	Q2 07/08		→	Q2 07/08	Q2 07/08	<p><a href="#">07/08 Q2 update</a></p> <input checked="" type="checkbox"/> Derwent Primary has not been revisited in Q2, therefore no change to current status
 4.1diii (2006-09 CP2.1aiii) % of inspections/visits satisfactory or better	Q2 07/08 100.00 %	Q2 07/08		→	Q2 07/08	Q2 07/08	<p><a href="#">07/08 Q2 update</a></p> <input checked="" type="checkbox"/> 2 schools were inspected - Beaufort Primary and nightingale junior - both satisfactory
 4.1div (2006-09 CP2.1aiv) % of HMI visits to schools where progress is satisfactory	Q2 07/08 100.00 %	Q2 07/08		↑	Q2 07/08	Q2 07/08	<p><a href="#">07/08 Q2 update</a></p> <input checked="" type="checkbox"/> Alvaston Junior and Pear Tree Junior were monitored in July 07 and both had satisfactory outcomes
 CYP 2.2 (CP5.2fi) Percentage of schools accredited to the healthy schools standard	Q2 07/08 53.00 %	Q2 07/08 52.00 %	G	↑	Q2 07/08 60.00 %	Q2 07/08 52.00 %	<p><a href="#">Q2 2007-08 Numbers of schools achieving HSS</a></p> <input checked="" type="checkbox"/> These figures are calculated based upon our National targets, these figures do not include nursery schools so we have achieved 51 schools with Status out of 97 (minus nurseries) which is 53%
 CF/A1 (BV49, CPD4c) % of children looked after with 3+ placements in the year	Q2 07/08 8.20 %	Q2 07/08 9.50 %	G	↑	Q2 07/08 9.30 %	Q2 07/08 9.50 %	<p><a href="#">CF/A1/BVPI 49 (CPD4c) Q2 07/08</a></p> <input checked="" type="checkbox"/> Derby has achieved consistently high standards against this measure over the years and following a slight period during quarter one where we were performing below our target, Quarter 2 shows that the indicator has been

							brought back in line with our target of 9.5% and we are forecasting to achieve 9.3% by the end of the financial year.
 CYP 6.2 16 to 19 year olds for whom the LA has accepted a statutory homeless duty	Q2 07/08 13.00	Q2 07/08 28.00	<b>G</b> 	Q2 07/08 109.00	Q2 07/08 28.00	<input checked="" type="checkbox"/>	<a href="#">CYP 6.2 2007/08 Q2 Comment</a> We are continuing to provide in depth advice and prevention of homelessness the number of 16/17 year olds has reduced from the last quarter, with only two 17 year olds being found statutorily homeless. 1 X 18 year old 3 X 18 year olds pregnant 6 X 18 year olds with one child 1 X 18 year old with two children
 CP 1.3ci Youth Opportunity Fund - Number of young people involved as decision makers	Q2 07/08 35.00	Q2 07/08 18.00	<b>G</b> 	Q2 07/08 35.00	Q2 07/08 18.00	<input checked="" type="checkbox"/>	<a href="#">Quarter 2 commentary</a> The membership of the Youth Panel has been consistent over this period with good attendances at Panel meetings.
 CP 1.3cii Youth Opportunity Fund - Number of young people involved as project leaders	Q2 07/08 69.00	Q2 07/08 200.00	<b>R</b> 	Q2 07/08	Q2 07/08 200.00	<input checked="" type="checkbox"/>	<a href="#">Quarter2 Commentary</a> The number of bids into the YOF Panel have naturally decreased following the busy holiday period. We are anticipating exceeding our year end target and will make adjustments at the end of the next quarter
 CP 1.3ciii Youth Opportunity Fund - Number of young people involved as participants	Q2 07/08 790.00	Q2 07/08 1,000.00	<b>R</b> 	Q2 07/08 2,600.00	Q2 07/08 1,000.00	<input checked="" type="checkbox"/>	<a href="#">Quarter two commentary</a> Numbers of young people participating in YOF funded activities have already exceed the predicted year end figure. This is very positive news and I have adjusted the year end figure to reflect the high levels of participation.
 CP 1.3biii Number of young people involved in multi-agency training	Q2 07/08 8.00	Q2 07/08 8.00	<b>G</b> 	Q2 07/08 24.00	Q2 07/08 8.00	<input checked="" type="checkbox"/>	<a href="#">CP 1.3biii</a> Three participation training one day courses have been delivered across the partnership which involved 7 young people as trainers. One young person has delivered training on drugs and alcohol to the KICK group (Kids in Care in Control)
 CP 1.3biv Number of young people trained in recruitment and selection	Q2 07/08 15.00	Q2 07/08 6.00	<b>G</b> 	Q2 07/08	Q2 07/08 6.00	<input checked="" type="checkbox"/>	<a href="#">CP 1.3biv Commentary</a> Four half day recruitment and selection training events have taken place for young people in

							the city including the Shadow Board and KICK group. Fifteen young people are now trained in the city to take part in R&S panels
 CP 1.3civ Increase in range of voluntary and statutory projects working with disadvantaged young people	Q2 07/08 12.00 %	Q2 07/08 25.00 %	R	↓	Q2 07/08	Q2 07/08 25.00 %	<a href="#">Quarter two commentary</a> <input checked="" type="checkbox"/> Whilst this has been a relatively quiet quarter, we are still optimistic about reaching our end of year target of 80 projects.
 CP 5.3ci Reduction in child protection registrations	Q2 07/08 15.70 %	Q2 07/08 10.00 %	G	↑	Q2 07/08 10.00 %	Q2 07/08 10.00 %	<a href="#">Qtr 2 2007/08</a> <input checked="" type="checkbox"/> The numbers of children on the CPR has fallen in this quarter, there have been less initial conferences. We have also undertaken a multi-agency threshold project which has been successful in terms of a consistent approach to registration
 CP 5.3cii All staff within the Council & partner agencies to have access to new safeguarding procedure	Q2 07/08 100.00 %	Q2 07/08 100.00 %	G	→	Q2 07/08 100.00 %	Q2 07/08 100.00 %	
 BV221a (new 05/06) - % of young people gaining a recorded outcome	Q2 07/08 21.30 %	Q2 07/08 18.00 %	G	↓	Q2 07/08 69.00 %	Q2 07/08 18.00 %	<a href="#">BV221a Q2 2007/08 commentary</a> <input checked="" type="checkbox"/> The target for Quarter 2 has been exceeded due to increased numbers of recorded outcomes for young people through the Youth Opportunities Fund and the inclusion of outcomes for young people from the Learn to Work team
 BV221b (new 05/06) - % of young people gaining an accredited outcome	Q2 07/08 4.80 %	Q2 07/08 5.00 %	Y	↑	Q2 07/08 21.00 %	Q2 07/08 5.00 %	<a href="#">BV 221b Q2 2007/08 commentary</a> <input checked="" type="checkbox"/> The figures are just under target for quarter 2. This figure shows a slight increase on the total for Quarter 2 for last year so I anticipate that the annual target will be met.
 BV43a - Statement of special educational needs prepared within 18 weeks excl 'exceptions'	Q2 07/08 84.38 %	Q2 07/08 93.52 %	R	↓	Q2 07/08 93.52 %	Q2 07/08 93.52 %	<a href="#">BV43a Q2 07/08 Commentary</a> <input checked="" type="checkbox"/> Based on the actual for Q2 07/08 and the position at the end of Q2 06/07 and year end actual for 06/07 the target for 07/08 should be met, but this is dependent on the total number of draft statements issued during 07/08. To ensure that the target for 07/08 will be met

							individual cases, where the time limit have not been met, are discussed at monthly section meetings to highlight difficulties that occurred in that particular case to prevent a reoccurrence in other cases.
 BV43b - Statements of special educational needs prepared within 18 weeks incl 'exceptions	Q2 07/08 84.38 %	Q2 07/08 92.27 %	<b>R</b> ↓	Q2 07/08 92.27 %	Q2 07/08 92.27 %	<input checked="" type="checkbox"/>	<p><a href="#">BV43b Q2 07/08 Commentary</a> Based on the actual for Q2 07/08 and the position at the end of Q2 06/07 and year end actual for 06/07 the target for 07/08 should be met, but this is dependent on the total number of draft statements issued during 07/08. To ensure that the target for 07/08 will be met individual cases, where the time limit have not been met, are discussed at monthly section meetings to highlight difficulties that occurred in that particular case to prevent a reoccurrence in other cases.</p>
 CF/A2 (BV50, CP2.2ai) % of young people leaving care with at least 1 GCSE or a GNVQ	Q2 07/08 75.00 %	Q2 07/08 63.00 %	<b>G</b> ↓	Q2 07/08 77.90 %	Q2 07/08 63.00 %	<input checked="" type="checkbox"/>	<p><a href="#">CF/A2/BVPI 50 Q2 07-08</a> We continue to exceed the year end forecasts with 75% at the end of the second quarter. This currently records an increase on last year, is band 5 status, and is above the comparator family average. The figure is expected to reduce a little as the year progresses but we look to retain good band 4 status.</p>
 CF/A4 (BV161, CP2.3bii) % of looked after children engaged in education/training/employment at 19	Q2 07/08 1.23 Ratio	Q2 07/08 1.00 Ratio	<b>G</b> →	Q2 07/08 1.16 Ratio	Q2 07/08 1.00 Ratio	<input checked="" type="checkbox"/>	<p><a href="#">CF/A4 /BVPI 161 (CP2.3bii) Q2 07/08</a> This indicator measures the number of care leavers in work, education or training at 19 yrs in comparison with youngsters in the community who have not been in care. This years cohort is 26 which is a smaller number than recent years, in spite of this we will hit the target for this year. The % will reduce as more young people hit their 19 th birthday.</p>
 CF/C20 (BV162) % of child protection cases which were reviewed	Q2 07/08 100.00 %	Q2 07/08 100.00 %	<b>G</b> →	Q2 07/08 100.00 %	Q2 07/08 100.00 %	<input checked="" type="checkbox"/>	<p><a href="#">CF/C20(BVPI 162) Q2 07-08</a> There is continued good performance in the area of reviews of children on the Child Protection Register. This is due to concerted efforts from all agencies.</p>

 CF/C23 (BV163) % of looked after children adopted	Q2 07/08 6.00 %	Q2 07/08 4.50 %	<b>G</b>		Q2 07/08 11.40 %	Q2 07/08 4.50 %	<p><a href="#">CF/C23(BVPI 163) Q2 07-08</a> Performance this year is forecasted to exceed our target of 9% based upon the number of children adopted from care so far. At the end of quarter 2, 21 children have been adopted which equates to 6% of children in care for 6 months or more and is 1.5% above our target figure for this time of the year.</p> 
 CYP 1.3 (PAF CF/A3) Number of re-registrations on the child protection register	Q2 07/08 20.20 %	Q2 07/08 16.00 %	<b>R</b>		Q2 07/08 19.00 %	Q2 07/08 16.00 %	<p><a href="#">CYP 1.3 (PAF CF/A3) Q2 07-08</a> We continue to make steady progress on this indicator although the performance is not as good for this quarter. There remains a high level of scrutiny around cases where children  have previously been on the CPR and a recent audit did not highlight any concerns around children being re-registered quickly following de-registration. The exception to this was a small number of children who moved but were placed on another authority's register and then returned to Derby .</p>
 CYP 4.3 (CC 2.2, LPSA2 T6) No. occasions disabled children/young people access social/leisure opps	Q2 07/08 1,732.00	Q2 07/08 960.00	<b>G</b>		Q2 07/08 3,900.00	Q2 07/08 960.00	<p><a href="#">Q2 2007/08 Commentary</a> Jul – 579 activities Aug - 747 Sept – 416 Total for the quarter 1732 The story is that we have managed to support a number of young people this quarter. Summer was particularly good.  The winter months however, are much slower as the weather impacts on disabled children significantly.</p>
 CYP 6.3 (i) Stock and take up of affordable childcare in each area panel	Q2 07/08 7,353.00	Q2 07/08 7,200.00	<b>G</b>		Q2 07/08 7,200.00	Q2 07/08 7,200.00	<p><a href="#">Q1 2007-08 Stock and take up of affordable childcare</a>  15 newly registered childminders are offering a total of 68 places and 6 new childcare providers have set up. This is offering a variety of provision for children 0-11</p>
 CYP 6.3 (ii) Stock and take up of affordable childcare 0- 14 year olds	Q2 07/08 318.00	Q2 07/08 25.00	<b>G</b>		Q2 07/08 500.00	Q2 07/08 25.00	<p><a href="#">Q1 2007-08 stock and take up of childcare</a>  93 more places than the annual target have been created this quarter. This is due to the re-location of a number of early years providers and ofsted continuing to register to a maximum</p>

							number rather than the amount of actual places offered. This does allow providers the flexibility to increase places as required by families in the city.
 CYP 2.1 Number of weeks waiting time for access to specialist CAMHS services	Q2 07/08	Q2 07/08	<input type="checkbox"/>		Q2 07/08	Q2 07/08	

Results: 1 - 31 of