



DERBY CITY COUNCIL

ADULT SERVICES AND HEALTH COMMISSION 17 November 2008

Report of the Director of Corporate and Adult Services

Performance Monitoring 2nd Quarter 2008/09

RECOMMENDATION

1. To consider and comment on 2nd quarter 2008-09 performance indicators.

SUPPORTING INFORMATION

2. There are 14 quarterly performance indicators within the remit of the ASH Commission as listed on Performance Eye at the start of this year. Of these 7 are green 2 are amber and 3 are red indicators.
3. Looking closely on the three red indicators, there are no plans to provide Extra Care beds in 2008/09 and therefore this indicator should effectively be green. Commentary on NI 123 states that the actual number of quitters is higher than quarterly target and again this could be considered within target. The third red indicator, NI 131, Delayed Transfer of care is off target with higher proportion of people waiting for the service. Commentary on these and some of the other interesting indicators is presented below:

HC 1.3 (CP5.1ai) Number of additional Extra Care bed spaces provided - RED

No extra provision is planned in 2008/09. It is anticipated that there will be an extra 240 places provided by 2010/11.

NI 123 (LAA 31) Stopping smoking - RED

Performance for Q1 is in keeping with plan. As at the 14th September 630 quitters have been recorded against a plan of 626. Acupuncture is now being offered in addition to behavioural support which is proving popular. In addition, in-house telephone support is now available to clients between the hours of 8am and 8pm Monday to Friday, and Saturday mornings. Complete Q2 data will be available for Q3 report.

NI 125 (LAA 2, CP5.1div) Achieving independence for older people through rehabilitation/intermediate

Data collection for this new indicator measure the numbers of people still living independently (at home) 91 days after hospital discharge where there has been joint rehabilitation or intermediate care in put from adult social services or health. The data collection of those discharged is deferred to Q3- October 1st to 31st December with a follow up of these patients to determine those still living independently 91 days after discharge. Data for this indicator will be made available three months in arrears.

NI 131 Delayed transfers of care - Indicator is off target RED

The definition of this indicator has changed and work is ongoing to obtain reliable data from the national data system (UNIFY). The annual target may be revised in the near future to reflect changes in the current process. (A delayed transfer of care occurs when a patient is ready for transfer from a general and acute hospital bed but is still occupying that bed. Delayed discharges can have a direct and negative impact on the quality of care of individuals. For example, older people may lose their independence, mobility, and social networks, and are at risk of falls and infection.)

NI 135 Q2 2008-9 COMMENTARY - AMBER

The 2007/8 outturn figure was 8.0% for PAF C62 which is NI 135 predecessor. This is the baseline for the new indicator (the LAA baseline is 7.79). As part of the action plan to improve performance to meet NI 135 and LAA targets we have three drivers for delivery:

- We need to have Carers receiving services or advice/information to meet the target of 9% for 2008/9 therefore all Carers not currently known to Adult Social Services are being contacted by DCA and offered an emergency scheme or advice and information.
- The assessment and contingency plan is then entered on SWIFT system. This process is being replicated for service users known to adult social services by in house staff.
- Finally service users whose carers are getting separate reviews through the PCP reviews will also be added to the numerator. This has begun to feed through this quarter as we are at 8.46% and within range of our quarterly and year target.

This activity will continue to see an improvement to NI 135 and the LAA target throughout the course of the year.

4. Members are asked to consider and comment on the performance during the second quarter.

For more information contact:	Mahroof Hussain 01332 255597 e-mail Mahroof.hussain@derby.gov.uk
Background papers:	None
List of appendices:	Appendix 1 - Implications Appendix 2 - Quarter two Performance Indicators 2008/09

IMPLICATIONS

Financial

1. None arising from this report.

Legal

2. None arising from this report.

Personnel

3. None arising from this report.

Equalities impact









4. Effective scrutiny is to the benefit of all Derby people.













Corporate Priorities

5. This report links with Council's priority for 2007-10 to:
 - support everyone in learning and achieving
 - help us all to be healthy, active and independent
 - give you excellent services and value for money.






Appendix 2

Performance Monitoring Adult Services and Health Commission Quarter Two 2008-09

Type	Name	Quarter 1	Quarter 2	Colour Qtr2	Trend
	CP5.1bi Use telecare grant money to increase the number of users of Carelink Telecare services (Corporate Plan 2007)	(Q1 08/09)			
	CP5.1diii Reduction in unnecessary emergency admissions and prolonged length of stay in hospital (Corporate Plan 2008-11)	(Q1 08/09)	C72 is 83 & C73 is 1.55 (Q2 08/09)	 Y	
	CP5.1gi Extension of carers services, including direct payments for carers (Corporate Plan 2008-11)	On Track / Schedule (Q1 08/09)	On Track / Schedule (Q1 08/09)	 G	
	HC 1.3 (CP5.1ai) Number of additional Extra Care bed spaces provided (LAA Indicator Set)	0.00 (Q1 08/09)		 R	
	NI 123 (LAA 31) Stopping smoking (National Indicator Set)	(Q1 08/09)	510.00 (Q1 08/09)	 R	
	NI 125 (LAA 2, CP5.1div) Achieving independence for older people through rehabilitation/intermediate (National Indicator Set)	(Q1 08/09)			
	NI 130 Social care clients receiving Self Directed Support per 100,000 population (National Indicator Set)	169.60 (Q1 08/09)	170.70 (Q2 08/09)	 G	
	NI 131 Delayed transfers of care (National Indicator Set)	4.33 (Q1 08/09)	7.10 (Q2 08/09)	 R	
	NI 132 Timeliness of social care assessment (all adults) (National Indicator Set)	90.00 % (Q1 08/09)	91.40% (Q2 08/09)	 G	
	NI 133 Timeliness of social care packages following assessment (National Indicator Set)	89.90 % (Q1 08/09)	93.80% (Q2 08/09)	 G	

	NI 135 (LAA 3) Carers receiving needs assessment or review and a specific carer's serv or adv & info (National Indicator Set)	8.49 % (Q1 08/09)	8.46 (Q2 08/09)	 Y	
	NI 136 People supported to live independently through social services (all adults) (National Indicator Set)	3,788.70 (Q1 08/09)	3,883.50 (Q2 08/09)	 G	
	NI 141 (LAA 4) Percentage of vulnerable people achieving independent living (National Indicator Set)	60.18 (Q1 08/09)	62.26 (Q2 08/09)	 G	
	NI 142 (CP5.1di) Percentage of vulnerable people who are supported to maintain independent living (National Indicator Set)	98.64 % (Q1 08/09)	98.71 (Q2 08/09)	 Y	

Key:

-  Local Indicator
-  National Indicator
-  LAA Indicator
-  Corporate Plan Indicator
-  Corporate Plan Milestone

G =Green; Y= Yellow; R= Red