



Derby City Council

Council Revenue Budget Proposals 2014/15 – 2016/17 Consultation – Report

For Derby City Council

3 January 2014



R E S E A R C H

Brackenhill, St George's Place,
York, YO24 1DT
01904 632039

Dephna House, 24-26 Arcadia Ave,
London, N3 2JU
0208 8191397

www.qaresearch.co.uk
Company registration: 3186539



Contents

1.	Background and Objectives.....	4
2.	Methodology.....	4
2.1	Paper and Online Survey.....	4
2.2	Budget Consultation Events.....	5
2.3	Additional Submissions.....	5
3.	How to Read this Report.....	6
4.	Key Findings – Survey Findings and Other Responses to the Consultation.....	6
4.1	Proposals by Directorate: Adults, Health and Housing.....	6
4.2	Proposals by Directorate: Chief Executive's Office.....	8
4.3	Proposals by Directorate: Children and Young People.....	9
4.4	Proposals by Directorate: Neighbourhoods.....	11
4.5	Proposals by Directorate: Resources.....	13
4.6	Proposals by the Corporate Budget.....	15
4.7	New Proposals for the Capital Programme.....	16
4.8	The Overall Proposals.....	17
4.9	Profile of Respondents to the Paper and Online Survey.....	18
4.9.1	Survey Responses.....	18
4.9.2	Demographic Profile.....	19
5.	Key Findings – Budget Consultation Events - 2013.....	21
6.	Summary.....	28
7.	Appendix.....	30
7.1	Quantitative Survey.....	30
7.2	Additional Submissions.....	36

List of Figures

Figure 1.	Agreement with the proposals for Adults, Health and Housing.....	6
Figure 2.	Comments regarding the proposals for Adults, Health and Housing.....	7
Figure 3.	Agreement with the proposals for Chief Executive's Office	8
Figure 4.	Comments regarding the proposals for Chief Executive's Office	8
Figure 5.	Agreement with the proposals for Children and Young People	9
Figure 6.	Comments regarding the proposals for Children and Young People	10
Figure 7.	Agreement with the proposals for Neighbourhoods	11
Figure 8.	Comments regarding the proposals for Neighbourhoods	12
Figure 9.	Agreement with the proposals for Resources	13
Figure 10.	Comments regarding the proposals for Resources	14
Figure 11.	Agreement with the proposals for by the Corporate Budget.....	15
Figure 12.	Comments regarding the proposals for by the Corporate Budget	15
Figure 13.	Agreement with the new proposals for the Capital Programme	16
Figure 14.	Comments regarding the new proposals for the Capital Programme	16
Figure 15.	Comments regarding the budget proposal overall.....	17
Figure 16.	Profile of survey respondents: resident type.....	18
Figure 17.	Profile of survey respondents: gender	19
Figure 18.	Profile of survey respondents: ethnicity	19
Figure 19.	Profile of survey respondents: age	20
Figure 20.	Profile of survey respondents: sexual orientation.....	20
Figure 21.	Profile of survey respondents: religious beliefs.....	20
Figure 22.	Services respondents feel are important.....	21
Figure 23.	Suggested ways forward in delivering services.....	22
Figure 24.	Tag cloud representing table discussions	22
Figure 25.	Event 1: 3 December 2013 – Question and Answer.....	23
Figure 26.	Event 2: 5 December 2013 - Question and Answer	25

Project number: STAKE13-6611
Title: Derby City Council Budget Consultation 2013 Analysis
Location: S:\ProjectFiles\D\DerbyCityCouncil\STAKE13-6611_Derby_City_Council_Budget_Consultation_2013_Analysis\Reports\Budget_Consultation_2013_Report_V2f.doc
Date: 3 January 2014
Report status: Final
Approved by: Nick Lynch
Authors: Michael Fountain



This research has been carried out in compliance with the International standard ISO 20252

1. Background and Objectives

Derby City Council (DCC) issued a document in late 2013 which contained proposals for the Council's three year budget plans for 2014/15 to 2016/17. It contained details of the Council's individual proposals for saving money and provided the Council's broad areas of focus to deliver savings in 2015/16 and 2016/17.

The document also highlighted that the estimated level of savings required to balance the budget was approximately £77m over the next three years and that the latest forecast required savings of £81m to balance the budget. This includes £29m in 2014/15, £31m in 2015/16 and £21m in 2016/17.

A consultation exercise was undertaken by Derby City Council to gain feedback on the Revenue and Capital 2014/15 to 2016/17 Budget Proposals from people living and working in Derby in order for Full Council to approve the budget on 29 January 2014.

2. Methodology

2.1 Paper and Online Survey

To gather views on the budget proposals, Derby City Council issued a questionnaire along with a Budget Document outlining the areas of proposed savings which was made available to complete through either a paper format or online through the Council website.

The paper survey and budget documents were made available at libraries and customer service receptions throughout the city and the online survey was available to complete from within the *Your City, Your Say* consultation pages on the Council website. The consultation ran from 5 November 2013 to 16 December 2013.

In addition, the consultation generated some non-survey responses from various interested parties including residents, voluntary organisations and charities. These responses ranged from short email comments to in-depth comments, often referring to a single issue outlined in the Budget Document.

All survey responses to the consultation were provided to Qa Research for analysis. Paper surveys were inputted and combined with those from the online survey. Then, all verbatim comments from the open questions were coded to allow analysis.

For analysis purposes, the coding focussed on the specific proposal each comment referred to and the general comments of that respondent, such as whether they agreed or disagreed with it and any likely impact.

Where possible, additional comments received were also coded into the appropriate question on the survey using the same codeframe and have been included in the analysis in Section 4.

2.2 Budget Consultation Events

Members of the Derby 50+ Forum, Voices in Action, Disabled People's Diversity Forum, Minority Communities Diversity Forum, Gender and Sexuality Diversity Forum, the Reach Out Panel and Voluntary Sector Organisations were invited to attend one of two events held in December 2013.

The events were held in the evening from 6pm to 8pm in the Council House on 3 December and 5 December 2013. The Leader of the Council Paul Bayliss, Cabinet Member for Resources Councillor Sarah Russell and Strategic Director of Resources Roger Kershaw made a presentation on the current budget pressures and savings needed and attendees were asked for their ideas on how services could be delivered in other ways. Details of these events can be found in Section 5 of this report.

2.3 Additional Submissions

A number of detailed submissions were received and have been considered by the Council, but have not been included in the formal analysis outlined in Section 4 and these are summarised in appendix 7.2.

3. How to Read this Report

Section 4 of this report is structured in line with the paper/online survey. Responses to the survey have been presented in graphs and tables. Throughout the report and where possible, at the appropriate question other non-survey responses and submissions received by the Council have been coded have also been included in the analysis. Section 5 deals with responses from the open meetings and forums. Note, that this section was written by officers from Derby City Council and not by Qa Research.

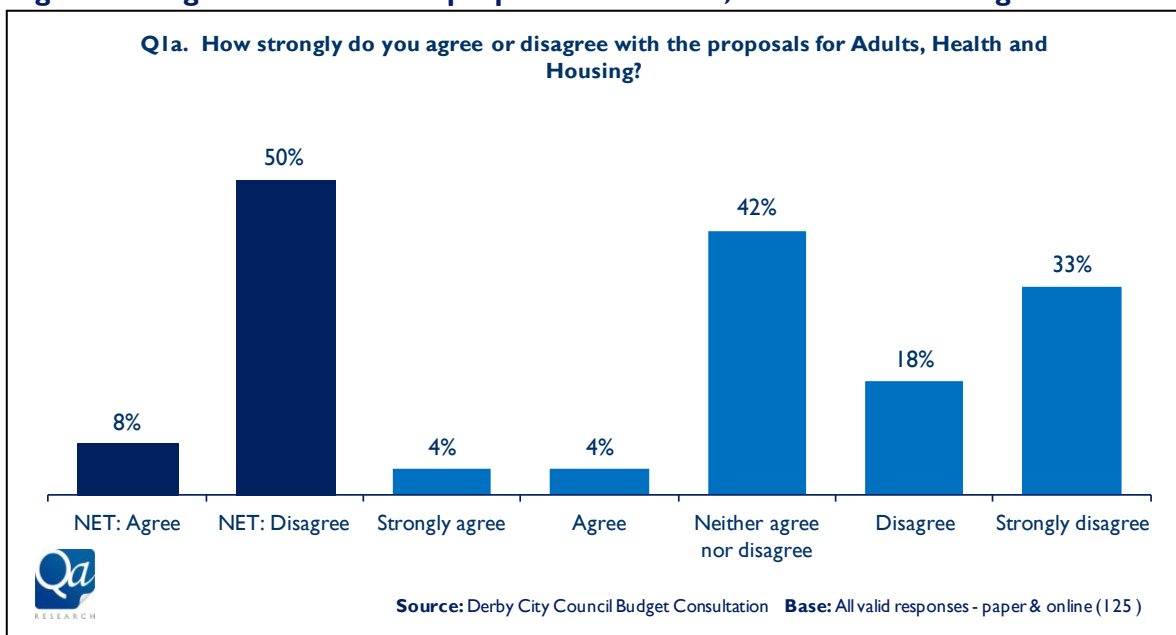
4. Key Findings – Survey Findings and Other Responses to the Consultation

4.1 Proposals by Directorate: Adults, Health and Housing

This section outlines responses related to the proposals for Adults, Health and Housing.

Outlined below is the level of agreement with the proposals amongst respondents who completed the paper and online survey;

Figure 1. Agreement with the proposals for Adults, Health and Housing



Half of all respondents to the survey indicated that they ‘disagree’ with the proposals for Adults, Health and Housing (50%) and a third said that they ‘strongly disagree’ (33%)¹. More than two-fifths indicated that they ‘neither agree nor disagree’ (42%)

Support for the proposals for this Directorate was low and less than one-in-ten indicated that they ‘agree’ with them (8%), while less than one-in-twenty said that they ‘strongly agree’ (4%).

¹ Note, that throughout this report NET figures may add to more or less than the sum of their parts. This is due to rounding of the percentages.

All survey respondents were given the opportunity to make further comments about the proposals for Adults, Health and Housing. This was a completely open question and verbatim comments have been coded into 'overcodes' for analysis which are shown in the table below;

Figure 2. Comments regarding the proposals for Adults, Health and Housing

Q1b. Please use the space below to make any comments about the proposals for Adults, Health and Housing.	All responses	
	n	%
Cuts would negatively impact the lives of the LGBT community	8	20%
Comment specifically about Derbyshire Friend	7	17%
Cuts would have a negative impact on the health and wellbeing of those who require the support	7	17%
Comment specifically about Safe and Sound	4	10%
Comment specifically about charities	4	10%
People at risk will be left with nothing	3	7%
General disagreement with the proposed cuts to Adults, Health & Housing	3	7%
Adult, Health & Housing needs to receive as much support as possible rather than having support cut	2	5%
Cuts would result in a rise in alcohol and drug related problems	2	5%
Cuts would result in increased pressure and cost to statutory services	2	5%
The savings in the short term will cost the council a lot more in the long term	2	5%
Comment specifically about voluntary sector grants	1	2%
As a result of the cuts to Adults, Health & Housing, vulnerable people, who rely on the support, are being targeted	1	2%
Other	6	15%
Don't know	1	2%
No relevant answer	3	7%

Base: All valid responses - paper surveys & online surveys (41)

In total, 41 respondents made comments relating to the proposals for Adults, Health and Housing. In particular, 8 respondents felt that “cuts will negatively impact the lives of the LGBT community” and 7 respondents made a “comment specifically about Derbyshire Friend” and these included the following;

“The budget cuts will lead to the loss of the sexual health services provided by Derbyshire Friend for the LGBT community. This will lead to an increase in the rate of spread of sexually transmitted diseases, including AIDS, resulting in suffering for individuals and greater demand for the NHS services aimed at those already affected. There will also be psychological health impacts as a consequence of the loss of social support provided by Derbyshire Friend, including depression and worse. I know of several people who attempted suicide in their youth in connection with sexual identity.”

“Derbyshire Friend is a vital part of the community and its funding should not be cut.”

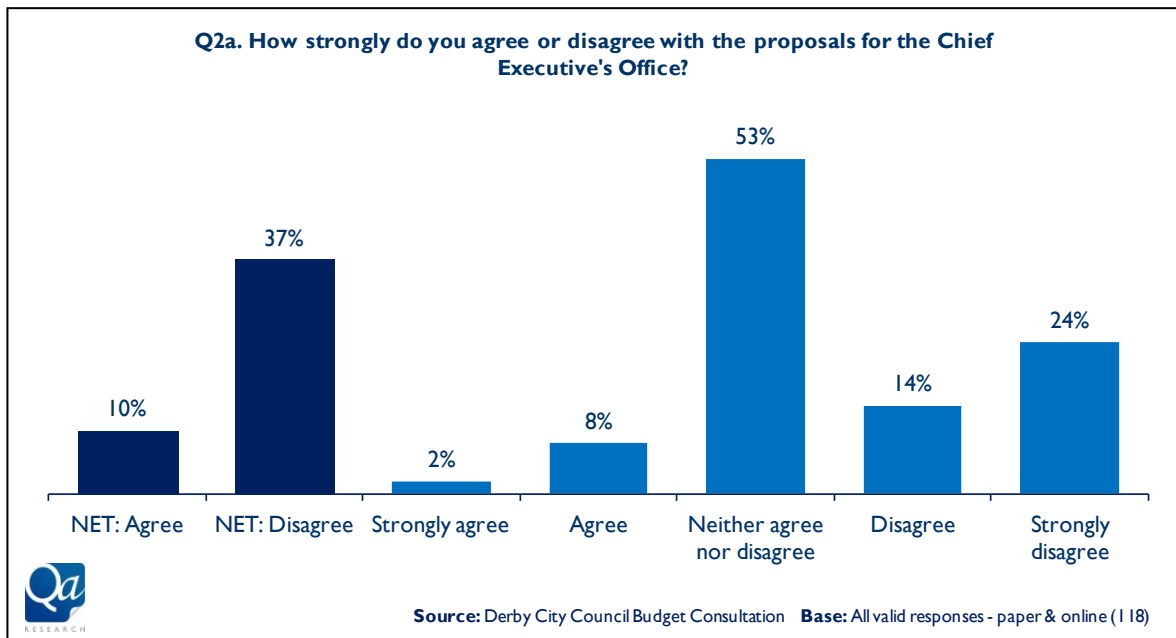
“Sexual Health Promotion, in particular specialist sexual health promotion services and advice for LGBT community, needs to continue as Men who have sex with Men (MSM) are still the group most affected by HIV according to Public Health England's HIV report 2013. The number of people diagnosed with HIV has increased and this is believed to be due to testing. The work specialist sexual health promotion services [does] has a direct, positive impact on the numbers being tested and there is still further work to do with 18% of HIV positive people still unaware of their status. Derbyshire Friend has developed up-to-date services including outreach work with those most at risk at Public Sex.”

Note, that 4 respondents made a “comment specifically about Safe and Sound” at this question which refers to the proposals for the Children and Young People Directorate.

4.2 Proposals by Directorate: Chief Executive's Office

This section outlines responses related to the proposals for the Chief Executive's Office. Outlined below is the level of agreement with the proposals amongst respondents who completed the paper and online survey;

Figure 3. Agreement with the proposals for Chief Executive's Office



When considering the proposals for the Chief Executive's Office, more than half said that they 'neither agree nor disagree' (53%) with them. However, generally, respondents were more inclined to 'disagree' with the proposals than 'agree' (37% vs. 10%).

Only a handful of comments were made about the proposals for the Chief Executive's Office and these are summarised below;

Figure 4. Comments regarding the proposals for Chief Executive's Office

Q2b. Please use the space below to make any comments about the proposals for Chief Executive's Office.	All responses	
	n	%
This area needs greater cuts	10	53%
More cuts could be made in this department (including the wages of the CEO and Senior Managers)	2	11%
The cuts are putting the most vulnerable at risk	1	5%
Other	3	16%
No relevant answer	3	16%

Base: All valid responses - paper surveys & online surveys (19)

More than half who made a comment about this Directorate felt that "this area needs greater cuts" (10 respondents), which included the following, typical comment;

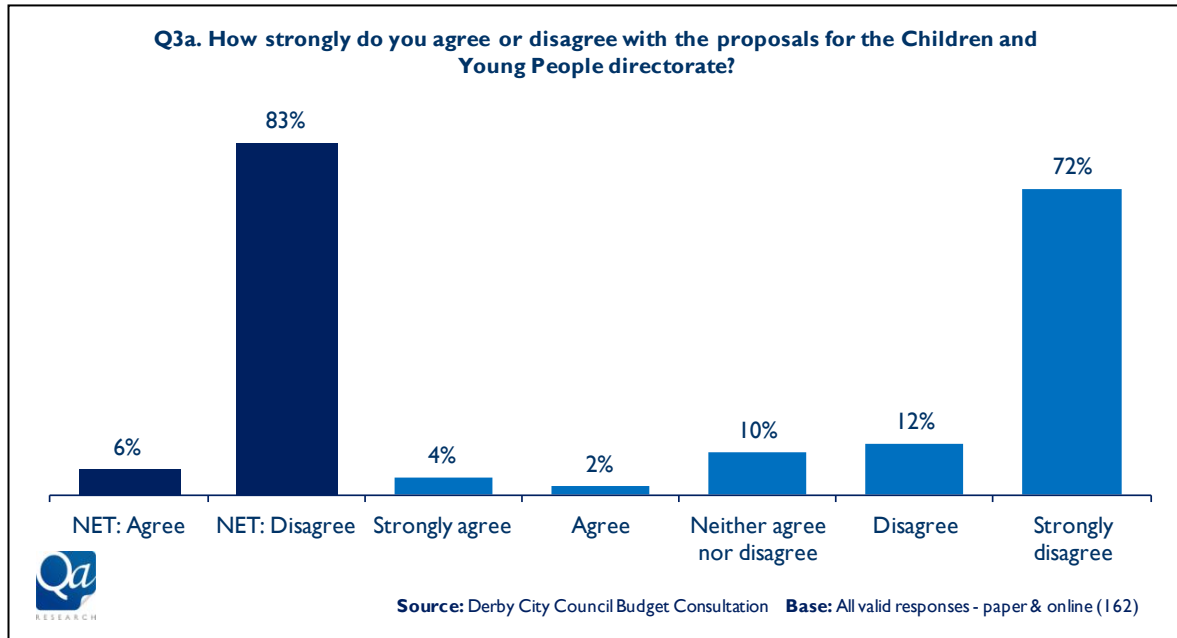
"Further efficiency savings should be made in this area to reduce the impact in other areas."

4.3 Proposals by Directorate: Children and Young People

This section outlines responses related to the proposals for Children and Young People.

Outlined below is the level of agreement with the proposals amongst respondents who completed the paper and online survey;

Figure 5. Agreement with the proposals for Children and Young People



Of the 196 survey completions, 162 respondents responded to this question making it one of the most commented on in the survey.

As the chart indicates, the majority of respondents said that they 'disagree' (83%) with the proposals for Children and Young People and almost three-quarters said that they 'strongly disagree' (72%).

Reflecting this, only one-in-twenty indicated that they 'agree' (6%), while the remainder said that they 'neither agree nor disagree' (10%).

Notably, female respondents were significantly more likely than males to say that they 'disagree' with these proposals (91% vs. 45%).

Outlined below are other comments made about the proposals for Children and Young People. This was a completely open question and verbatim comments have been coded into 'overcodes' for analysis which are shown in the table below. In addition, a number of other comments were received about these proposals and these have been coded using the same codeframe and are shown in the table below;

Figure 6. Comments regarding the proposals for Children and Young People

Q3b. Please use the space below to make any comments about the proposals for Children and Young People.	All responses	
	n	%
Funding for Safe and Sound should not be cut or removed	70	54%
The cuts unfairly target vulnerable people	30	23%
Cutting early intervention services is short sighted and will result in more expenditure further down the line	18	14%
Cutting or re-commissioning services that help sexually abused youngsters is a bad idea	18	14%
Cuts to the voluntary and community sector will leave service users nowhere for support	11	9%
Cutting child sexual abuse unit (e.g. Leopald Street) will have a detrimental impact, especially in light of the recent Jimmy Saville case	4	3%
Cutting counselling services will have a long-term negative impact on families and young people (e.g. Relate)	2	2%
Cutting parent support services will have a detrimental impact on young people and families (e.g. Nacro Osmaston Family Project)	1	1%
The proposal does not give enough information to help form a proper opinion	1	1%
Other	11	9%
No relevant answer	2	2%

Base: All valid responses - paper surveys, online surveys (113) and other submissions (16)

In line with the response to the pre-coded question, more comments were made about the proposals for the Children and Young People Directorate than for any of the other Directorates.

By far the most frequently made comments related to a belief that "funding for Safe and Sound should not be cut or removed" (54%) and these included the following verbatim comments;

"I feel that the withdrawal of funding for the "Safe and Sound" project is wrong. This is an essential service and should continue to be supported by the City Council. The heightened publicity, nationally, of recent cases proves how vital this service is to the young people of Derby and their parents."

"Safe and Sound has played a pivotal role in tackling child sexual exploitation in Derby. Cutting their funding would have a catastrophic effect, they may close, impacting massively on young people in Derby. As a mother of two young daughters I believe we need Safe and Sound to protect our children. They have proved their worth on a local and national level. Please don't cut their funding."

"Working as part of a secondary school the services of Safe and Sound have been invaluable to some of the young people at our school."

Note from the Council; The proposals for funding of Safe and Sound were consulted on in the 2013/14 Budget Consultation.

Additionally, around a quarter felt that “the cuts unfairly target vulnerable people” (23%) making comments such as the following;

“This is a core area where very vulnerable people are at risk. Many young people have no support network and require professionals to support and guide them. Without a robust process many end up in the criminal justice system which costs the tax payer even more and has a detrimental effect on their whole life.”

Echoing the above comment, it was also felt that “cutting early intervention services is short sighted and will result in more expenditure further down the line” (14%) and this comment is typical here;

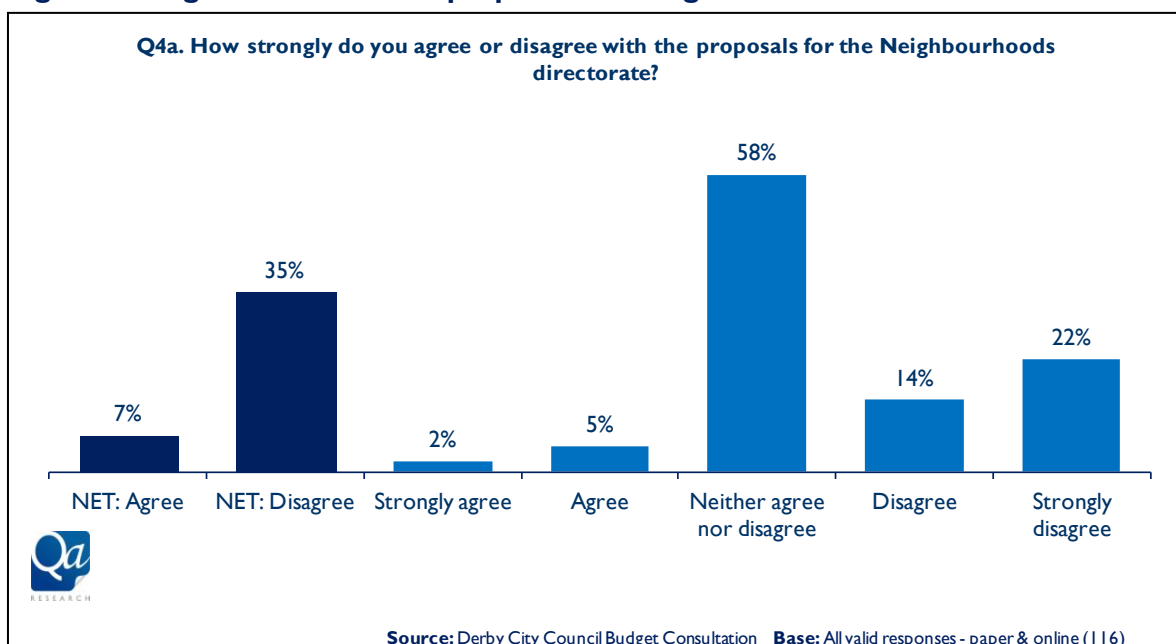
“Investment in children will out way the effects in later life that then push up the spending on drug and alcohol services, Mental Health services, Physical health, Crime and the breakdown of families. Keeping children and vulnerable people safe has to be the highest priority of the council.”

4.4 Proposals by Directorate: Neighbourhoods

This section outlines responses related to the proposals for Neighbourhoods.

Outlined below is the level of agreement with the proposals amongst respondents who completed the paper and online survey;

Figure 7. Agreement with the proposals for Neighbourhoods



Here, the majority of respondents said that they ‘neither agree nor disagree’ (58%) with these proposals. Most respondents who expressed an opinion either way said that they ‘disagree’ (35%) with the proposals for Neighbourhoods and almost a quarter said that they ‘strongly disagree’ (22%) with them.

Just over one-in-twenty said that they ‘agree’ (7%), but most said that they simply ‘agree’ (5%) rather than ‘strongly agree’ (2%).

Outlined below are other comments made about the proposals for Neighbourhoods. This was a completely open question and verbatim comments have been coded into 'overcodes' for analysis which are shown in the table below.

In addition, a single comment was received by email about these proposals and this has been coded using the same codeframe and is included in the table below;

Figure 8. Comments regarding the proposals for Neighbourhoods

Q4b. Please use the space below to make any comments about the proposals for the Neighbourhoods directorate.	All responses	
	n	%
Health & Safety is important and should not be cut	7	26%
Vital frontline services are being cut too much	6	22%
General disagreement with cuts in this area	4	15%
Arts and leisure should not be cut	2	7%
Lighting could be done more efficiently	2	7%
These proposals will reduce the number of people who visit the city	2	7%
Other	4	15%
Non relevant answer	1	4%

Base: All valid responses - paper surveys, online surveys (26) and other submissions (1)

Only 27 respondents made a comment about the proposals for the Neighbourhoods Directorate and a range of comments were made with no single issue dominating.

Specifically, respondents felt that "Health & Safety is important and should not be cut" (7 respondents) and that "vital frontline services are being cut too much" (6 respondents), which included the following comments;

"From a school's point of view we need to be able to get immediate responses/advice from the Health and Safety Team members on a wide range of issues relating to schools Health and Safety issues. The impact of cuts made to this team would be very detrimental to the level of service that schools require, e.g. training, investigations, audits, expert advice and immediate response to any concerns."

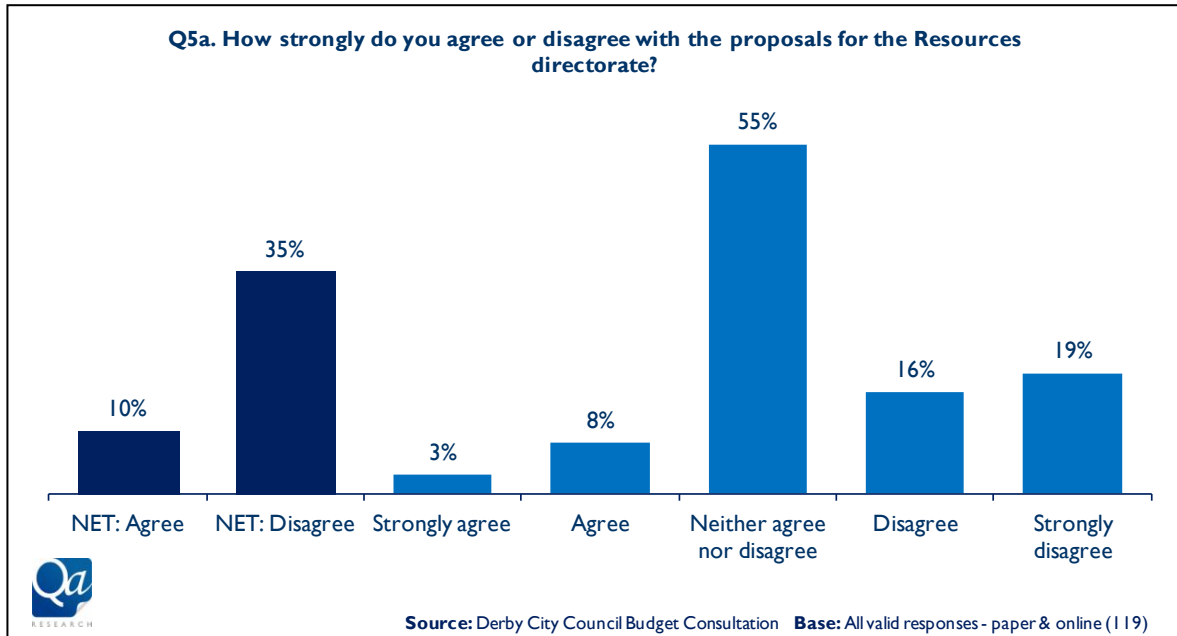
"Seems like a department full of front line services suffering some very harsh and probably unnecessary cuts (especially when you look at what's being saved in Chief Exec's) in some areas. Reducing corporate Health and Safety like that is literally asking for trouble. Charging for the BYou scheme is ridiculous. It's the disadvantaged who need a service like this the most. I also understand that some statutory services are not just being reduced but are actually being stopped altogether yet the department report summary claims that this is not the case. That's misleading."

4.5 Proposals by Directorate: Resources

This section outlines responses related to the proposals for Resources.

Outlined below is the level of agreement with the proposals amongst respondents who completed the paper and online survey;

Figure 9. Agreement with the proposals for Resources



The largest proportion of respondents to the survey said that they 'neither agree nor disagree' (55%) with the proposals for the Resources Directorate.

That said, more than a third said that they 'disagree' (35%) with these proposals and almost a fifth said that they 'strongly disagree' (19%).

In total, one-in-ten said that they 'agree' (10%), although most simply said that they 'agree' (8%) rather than 'strongly agree' (3%), highlighting that few are strongly in favour of the proposals for the Resources Directorate.

Outlined below are other comments made about the proposals for Resources. This was a completely open question and verbatim comments have been coded into ‘overcodes’ for analysis which are shown in the table below. Two additional, non-survey comments were also submitted and these have been included in the table below;

Figure 10. Comments regarding the proposals for Resources

Q5b. Please use the space below to make any comments about the proposals for the Resources directorate.	All responses	
	n	%
I object to the proposed redesign of the mayoral function	14	50%
The Council needs to continue seeking efficiencies and there could be more made in this area	7	25%
Some of these savings will result in long-term losses	7	25%
I cannot comment as the budget proposal document is unclear (e.g. lacks context and offers no alternatives)	5	18%
Other	2	7%
No relevant answer	2	7%

Base: All valid responses - paper surveys, online surveys (26) and other submissions (2)

Comparatively few comments were made about the proposals for Resources, but respondents were most likely to say that they ‘...object to the proposed redesign of the mayoral function’ (14 respondents) with comments such as the following made;

“Like many people I have spoken to recently I just cannot believe in these hard times that it is a wise move to close down the Mayor's office and all it entails. Even with Rolls Royce, Toyota, Bombardier and many other firms of National and International repute the City is always competing with larger neighbours in Leicester and Nottingham to attract employers and employees to come to the City. To compete with these neighbours an active Mayor's office is a vital part of the City's infrastructure and the engagements the Mayor carries out during the period in office is invaluable.”

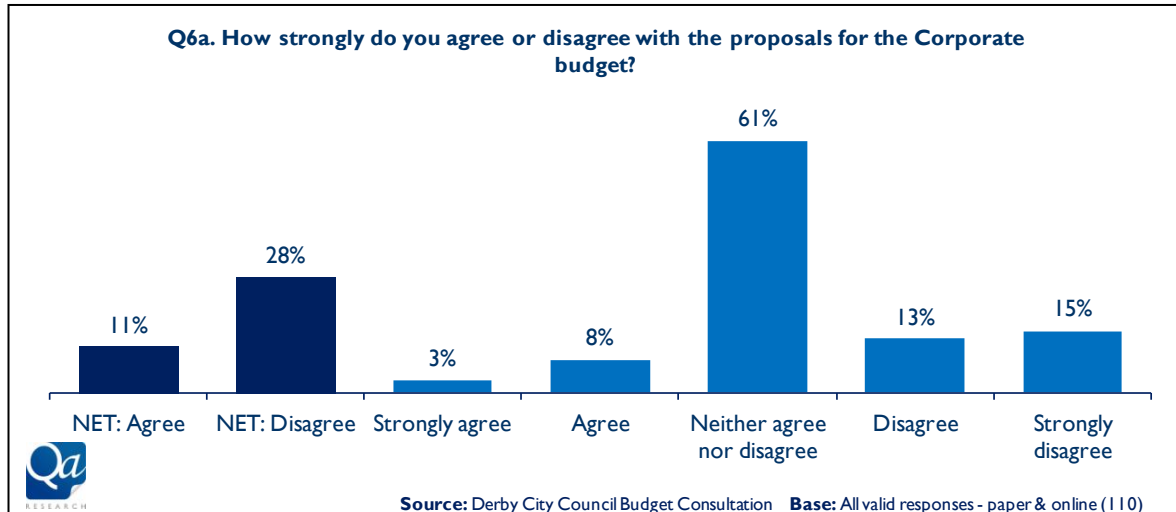
A number of respondents made comments relating to the fact that they felt that “the Council needs to continue seeking efficiencies and there could be more made in this area” (7 respondents) including the following;

“Talk to members of operation staff who know ways in which to reduce their cost, terminate staff with long term sick issues that are not working or reduce hours of higher paid staff.”

4.6 Proposals by the Corporate Budget

This section outlines responses related to the proposals for by the Corporate Budget. Outlined below is the level of agreement with the proposals amongst respondents who completed the paper and online survey;

Figure 11. Agreement with the proposals for by the Corporate Budget



Respondents were most likely to indicate that they 'neither agree nor disagree' (61%) with the proposals for this Directorate. However, more than a quarter said that they 'disagree' (28%), while only around one-in-ten said that they 'agree' (11%) with them.

Outlined below are other comments made about the proposal for by the Corporate Budget. This was a completely open question and verbatim comments have been coded into 'overcodes' for analysis which are shown in the table below.

Figure 12. Comments regarding the proposals for by the Corporate Budget

Q6b. Please use the space below to make any comments about the proposals for the Corporate Budget.	All responses	
	n	%
I object to the proposed redesign of the mayoral function and office	2	17%
There are other services which should have a greater priority when allocating the budget	2	17%
I do not know enough about this area to comment	2	17%
Would like greater cuts and efficiencies for the Corporate budget	1	8%
Other	5	42%

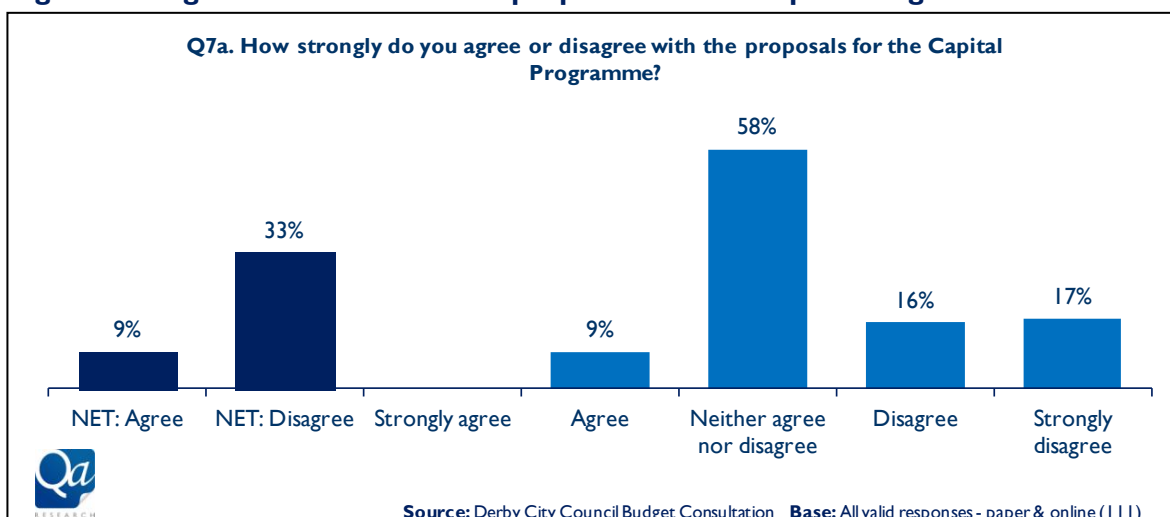
Base: All valid responses - paper surveys & online surveys (12)

Very few additional comments were recorded at this question with only 12 respondents saying anything and those comments that were made here didn't necessarily cover the proposals for the Corporate Budget.

4.7 New Proposals for the Capital Programme

The final set of proposals respondents were asked to consider were for the Capital Programme and this section outlines responses related to these proposals. Outlined below is the level of agreement with the proposals amongst respondents who completed the paper and online survey;

Figure 13. Agreement with the new proposals for the Capital Programme



The majority of survey respondents said that ‘neither agree nor disagree’ (58%) with these proposals, although respondents were more likely to ‘disagree’ (33%) than ‘agree’ (9%) with the proposals for the Capital Programme.

Outlined below are other comments made about the new proposals for the Capital Programme. This was a completely open question and verbatim comments have been coded into ‘overcodes’ for analysis which are shown in the table below;

Figure 14. Comments regarding the new proposals for the Capital Programme

Q7b. Please use the space below to make any comments about the proposals for the Capital Programme.	All responses	
	n	%
The programme as a whole should have less money allocated	3	17%
The addition of new or modern leisure facilities should not be deferred	3	17%
There is too much administration surrounding this	2	11%
I do not know enough about this area to comment	2	11%
Refurbishment of office facilities should be a lesser priority	1	6%
Other	7	39%

Base: All valid responses - paper surveys & online surveys (18)

Only 18 respondents made an additional comment here and these covered a range of points including that “the programme as a whole should have less money allocated” (3 respondents) and that “the addition of a new or modern leisure facilities should not be deferred” (3 respondents).

4.8 The Overall Proposals

The final question in the survey asked for any further comments regarding the budget proposals overall. This was an open question and coded responses are shown below;

Figure 15. Comments regarding the budget proposal overall

Q8. If you have any further comments you would like to make on the budget proposals, please use the space below	All responses	
	n	%
Disagree with cuts to organisations like Safe & Sound that help children that have been victims of sexual abuse	19	28%
The cuts are short sighted and will create more expense in the long term	11	16%
MPs and the Council in general should also suffer the cuts through pay cuts and increased efficiencies	7	10%
Disagree with cuts to organisations like Derbyshire Friend that offer emotional and sexual health support to the LGBT community	6	9%
Overall the budget cuts would put the most vulnerable people at risk	5	7%
I object to the proposed redesign of the mayoral function and office	5	7%
The budget cuts to specific counselling and parental support services will have a detrimental impact to families and youths	4	6%
General comments disagreeing with the cuts to the voluntary sector	3	4%
More consideration needed about changes to central roles within the Council	2	3%
The proposal does not give enough information to help form a proper opinion	2	3%
Disagree with the proposed introduction of a Velodrome	1	1%
Other	13	19%
Non relevant answer	2	3%

Base: All valid responses - paper & online (177)

The comments made here echo those made throughout the survey about the proposals for each specific Directorate.

For example, the most frequently mentioned comments were from respondents who indicated that they “disagree with cuts to organisations like Safe & Sound that help children that have been victims of sexual abuse” (28%).

This was followed by those who felt that “the cuts are short sighted and will create more expense in the long term” (16%) who made comments such as the following;

“I am concerned that proposals have been developed in the silos of departments and I hope that time is now given for departments to consider how each other’s proposals could impact on them, if we are not careful savings in one area do nothing other than raise costs for another area and the council overall saves nothing.”

“Do not cut the sexual health and social support services provided by Derbyshire Friend. The consequences will be disproportionately costly in terms of public health, in terms of disease and psychological condition and in monetary terms.”

Other comments made related to the belief that “MPs and the Council in general should also suffer the cuts through pay cuts and increased efficiencies” (10%), such as the following;

“All Council staff wages/salaries & annual increases should be brought in line with the average figures for the Private sector.”

4.9 Profile of Respondents to the Paper and Online Survey

This section of the report details the profile of survey respondents.

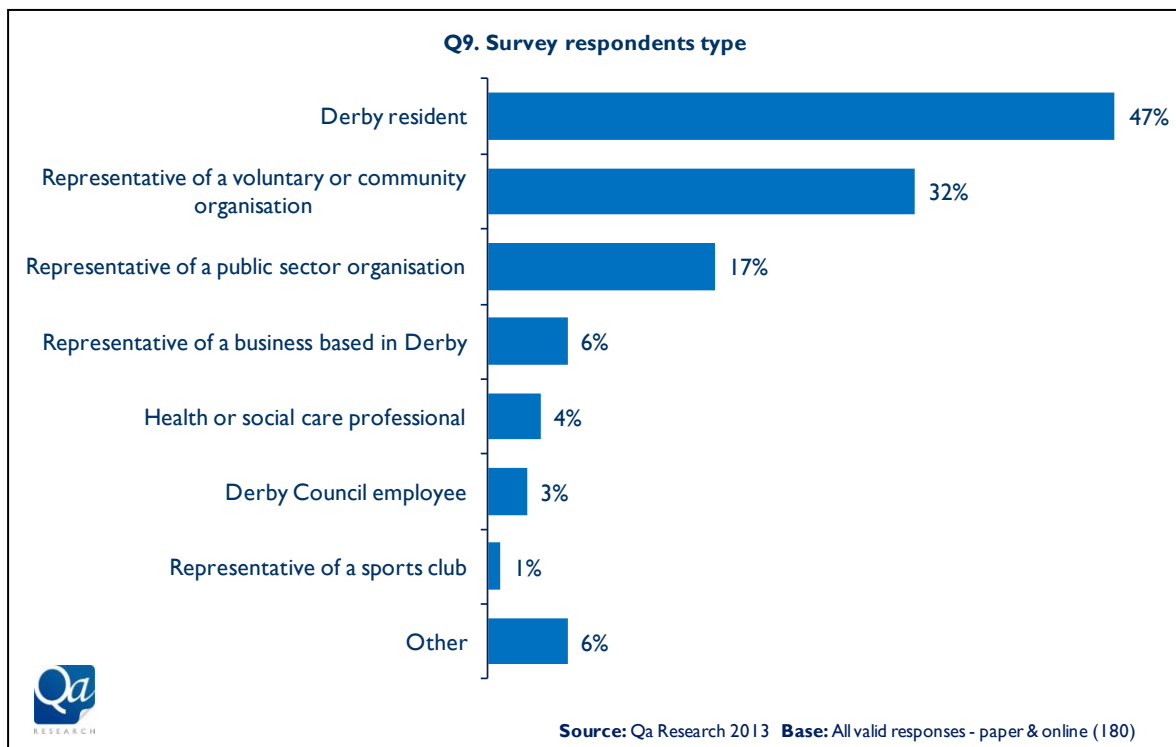
4.9.1 Survey Responses

In total, 196 residents completed the survey, with 188 completing the online version of the survey and the remaining 8 completing the postal survey. All completions have been included in this analysis.

This is a lower number of survey completions than was recorded for the previous Budget Consultation exercise, which was completed in early 2013 and explored attitudes to proposals for the Council's three year budget plans for 2013/14 to 2015/16. For that consultation, 384 responses to the survey were completed, with the majority of these completed via the online survey (324) rather than the paper survey (60).

The chart below shows how respondents defined themselves, although note that respondents could give multiple responses at this question;

Figure 16. Profile of survey respondents: resident type



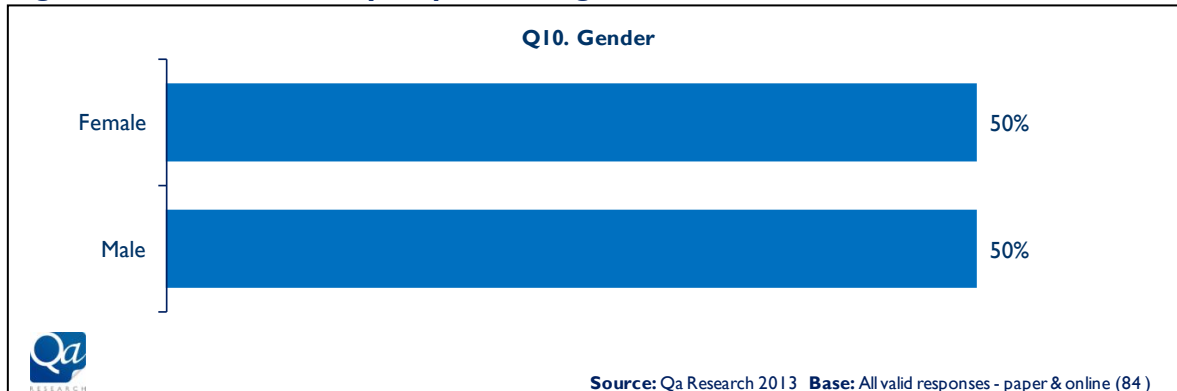
The largest proportion and almost half said that they were a 'Derby resident' (47%). Additionally, a third said they were a 'representative of a voluntary or community organisation' (32%) and 17% said that they were a 'representative of a public sector organisation', while one-in-twenty were a 'representative of a business based in Derby' (6%).

It is notable that in the 2013-14 budget consultation the majority of respondents simply defined themselves as a 'Derby Resident' (80%) highlighting that the profile of respondents who completed the 2014/15 to 2016/17 budget consultation survey is slightly different.

4.9.2 Demographic Profile

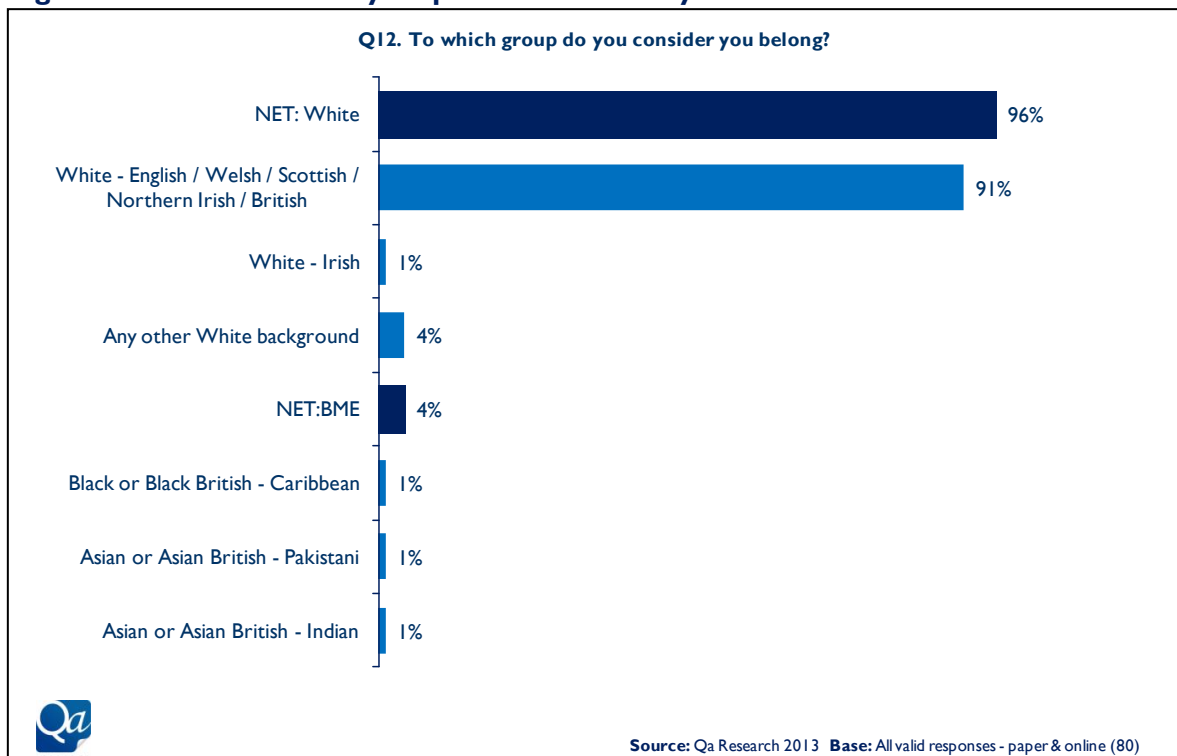
The charts below detail the demographic profile of respondents, although not all gave their details at the relevant questions so these charts are based on valid responses only;

Figure 17. Profile of survey respondents: gender



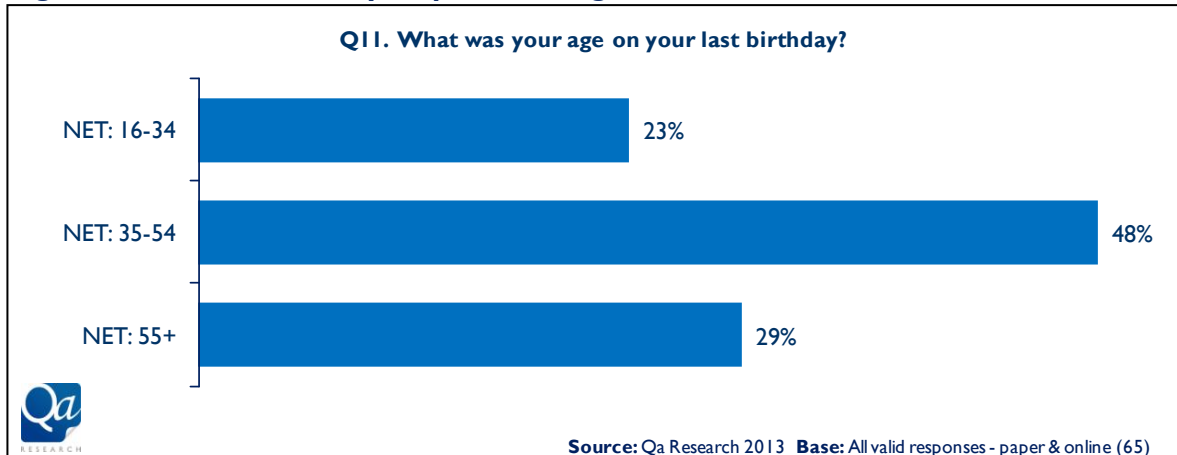
The ethnicity profile of all respondents is shown below;

Figure 18. Profile of survey respondents: ethnicity



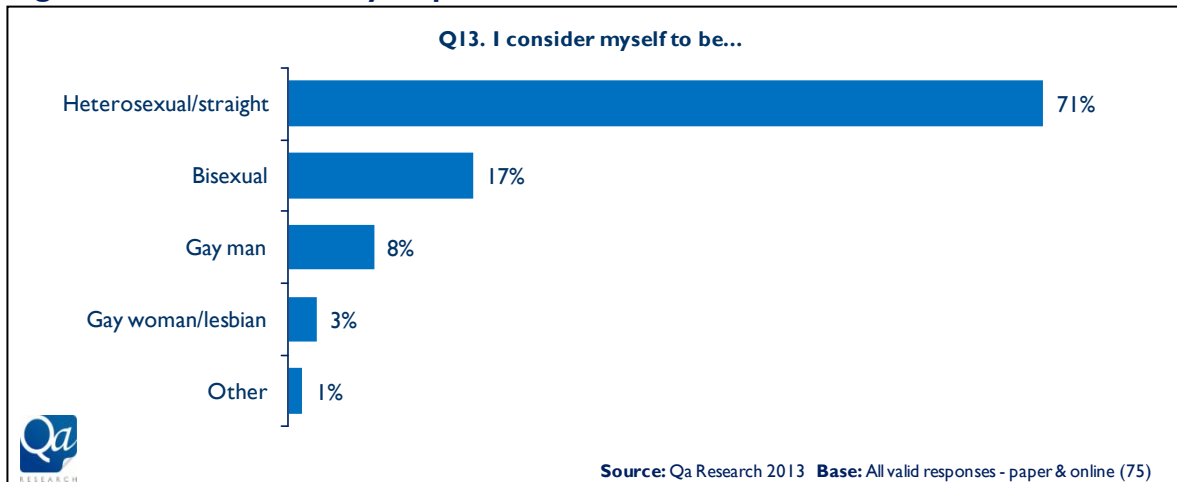
The age profile of all respondents is shown below;

Figure 19. Profile of survey respondents: age



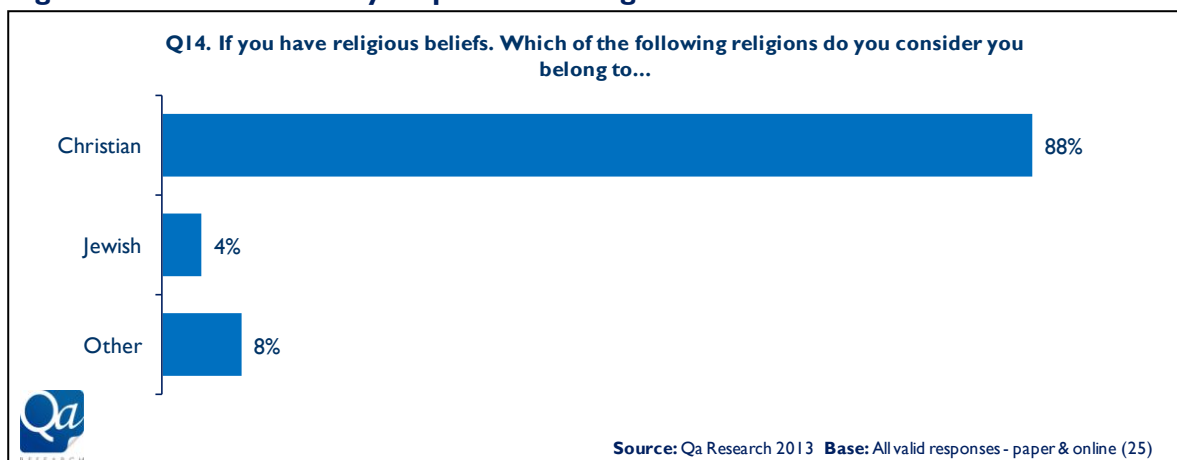
The sexual orientation of respondents is shown below;

Figure 20. Profile of survey respondents: sexual orientation



Finally, the religious beliefs of respondents are shown below;

Figure 21. Profile of survey respondents: religious beliefs



5. Key Findings – Budget Consultation Events - 2013

The following section details findings from meetings and forums hosted by Derby City Council. Note, that this section was written by officers from Derby City Council rather than Qa Research.

As part of the consultation process, 2 open events were held on 3 and 5 December 2013. Members of the Diversity Forums, the Reach Out panel, Voices in Action and voluntary sector organisations were invited to attend the events. In total 59 people attended the 2 events. The events were held in the evening from 6pm to 8pm in the Council House. The Leader of the Council Paul Bayliss, Cabinet Member for Resources Councillor Sarah Russell and Strategic Director of Resources Roger Kershaw made a presentation on the current budget pressures and savings needed.

After the conclusion of the presentation, attendees were then invited to take part in round table discussions. Councillors, Strategic Directors, Service Directors and other senior managers were on hand during the discussions. During these discussions attendees were posed the following questions:

- What services do we need?
- What standard should the service be?
- Can the community deliver it better, and what support would they need?
- What role do we see the Council, Voluntary and Community Sector and business playing?
- How should services be funded?

Once the round table discussions were complete, attendees were invited to reconvene and take part in a question and answer session.

Findings from round table discussions

In total, over the 2 events, 6 table discussions were undertaken. On each table representatives from the Council also took part in order to field questions and help with the discussions. A scribe was assigned to each table to take notes on the discussions. These notes have been analysed using a quantitative analysis tool and references to subjects have been noted. When analysing the comments, responses and comments made by Council staff or Councillors were not included.

The table below outlines the main services mentioned during the discussions, comments were made about the need to continue with social care services such as support for the elderly, people with disabilities and services for families and children and support for young people;

Figure 22. Services respondents feel are important.

Libraries	Social Care:
Lighting	Services for disabled people
Mayor's office	Services for families and children
Parks	Services for the deaf
Youth Clubs	Services for the elderly
Domestic violence services	Services for young people
HIV services	Dealing with housing and neighbourhood ASB
Public Health	

During the discussions several suggestions on ways forward to deliver services were made and the table below shows the areas where respondents felt there could be a change to the way services are offered or delivered;

Figure 23. Suggested ways forward in delivering services.

Charging residents outside Derby for use of services
Raising Council Tax
Funding or sponsorship from local businesses
Reducing staffing costs
Use of the Voluntary Sector to provide services
Use of volunteering
Use the money from savings from Christmas lights elsewhere

The tag cloud below represents the main areas of comment captured during the discussions at both events, the responses from attendees were noted and these have been analysed based on the number of times these were mentioned;

Figure 24. Tag cloud representing table discussions



Post it notes

Respondents were given the opportunity to give further feedback if they felt they wanted to say anything else and post it notes were provided to do this.

The majority of suggestions on post it notes were made by young people, capturing many suggestions on how services could be offered and ideas on helping the Council. Some of the main points were;

- Work experience and apprenticeships are vital they provide;
 - Experience
 - Increase the chances of people getting jobs
 - Reduce the amount of young adults that are unemployed.

- More people volunteering;
 - Involve people in community work at a younger age
 - Relieves stress on voluntary sector and gives life experience.
- Suggestions made to keep services open or continue funding the services, specifically;
 - Services for older people
 - Services for disabled people
 - Services for victims of domestic violence.

Question and Answer sessions

During the events, notes were taken and when the question and answer sessions were undertaken all questions asked and the responses given were recorded. Outlined below are the questions asked and the reply given;

Figure 25. Event 1: 3 December 2013 – Question and Answer

Question	<i>Phil Binding – Mental Health Action - Large businesses and Community Action are key to the success of the transformation of services and they need to be involved.</i>
Answer	Councillor Bayliss explained that there was regular dialogue with both business representatives and Community Action.
Question	<i>Milton Crosdale – the document circulated was very helpful, could it be sent out city wide?</i>
Answer	Councillor Bayliss – the information is available on the website and had been sent to news outlets in the city. Derby Telegraph was going to produce a budget special. Derby Telegraph and Radio Derby had been invited to these public consultation meetings. A version of the information would be included with Council Tax demands.
Question	<i>Daisy – Voices in Action – Why was the free swimming cut, lots of people benefited from this?</i>
Answer	Councillor Bayliss – the budget was cut by the Government.
Question	<i>Alex – How much do you get from external funding?</i>
Answer	Councillor Bayliss – £40m Derby Enterprise Growth Fund, of which, £20m to be spent on Infinity Park and the construction of T12 and £16m allocated to providing jobs in and around the Derby travel to work area. Some money gets recycled. The Council was proud of the manufacturing in the city, and the silk mill was the first automated factory in the world.
Answer	Roger Kershaw explained that the slides in the presentation set out Government funding, in 2010 funding was £210m, in 2013, £153m, and the estimate for 2016/17 was £120m. The Council was heavily dependent upon grants. Councillor Tittley referred to the graph showing the areas hardest hit by Government grant cuts – Derby had lost £354 per head of population since 2010.

Question	<i>Milton Crosdale – If you dispose of the Mayor you could open the debate for an elected Mayor and roll the Mayor and Leader be combined into one role. Peartree Road Baptist Church hosts sleepovers in the winter months can we have a poverty strategy to help these people?</i>
Answer	Councillor Bayliss – the bedroom tax had impacted on a lot of people and assistance was required. We have food banks here in the Council House.
	Councillor Russell – Anti poverty strategy is very high on the agenda. The Children and Young People Family Commission had recently been set up and was Chaired by the Cabinet Member for Children and Young People. We work across the city and in partnership with the Department of Work and Pensions to get people off benefits and into work. This area is very important to me personally.
	Councillor Tittley – We are very supportive of the work churches are doing, we look at what they are doing and other faith groups and we need to work closer with these groups across the city.
Question	<i>Will you employ any more social workers?</i>
Answer	Councillor Bayliss - we will continue to provide the service.
Question	<i>Population increases need more houses, how will you support sustainable communities?</i>
Answer	Councillor Bayliss – We have a housing strategy and a core strategy both of which help to make communities work. Jobs, schools, infrastructure, we are making school bigger, providing roads and jobs, we are committed to getting people into work and better quality jobs.
Question	<i>Len Shillingford – we fail to promote ourselves in Derby, there had been three letters recently in the Derby Telegraph from people born in Derby who had moved away and were appalled by the state of the city. Could we enhance the role of the Mayor to promote the city of Derby and make it one of the top 10 cities?</i>
Answer	Councillor Bayliss – we are not abolishing the Mayor or selling the chain, we are looking at different ways of delivering the office of the Mayor. We don't always realise what a fantastic city Derby is. Toyota is on the doorstep, 5,800 people are employed in the rail industry and we have Crown Derby based in the city. At a recent Proud of Derby event items manufactured in Derby were shown at Pride Park. We were not competing with Nottingham and Leicester we were competing across the world.

Figure 26. Event 2: 5 December 2013 - Question and Answer

Question	<i>Ryan Walker – Voices in Action – Where services are withdrawn due to budget cut how will the skills and knowledge be passed on to community groups?</i>
Answer	Councillor Bayliss – Alternative suppliers need to make sure service quality is delivered to a guaranteed level. Councillor Tittley – We need to do things differently but quality will be assured.
Question	<i>When will you know how much budget you will have?</i>
Answer	Councillor Bayliss – The budget will be set at the Council meeting on 29 January 2014. We do not have the settlement figure yet and we are looking at the implications of the autumn statement. There would be a freeze of business rates which would be great for businesses but would cost the Council £0.5m. New homes bonus would come to Council's rather than the LEP. Any comments would be fed into the process. Councillor Repton – I am really impressed with the enthusiasm of everyone tonight. We understand the difficulties and will keep the effects to a minimum as far as possible. The scale of the problem is massive.
Question	<i>Tony Walsh – Irish Association and St Patrick's Day Committee – I am disappointed that you are proposing to get rid of the Mayor's office for the sake of £103k. The mayor represents the city and projects the city economically. Please rethink.</i>
Answer	Councillor Bayliss – there will still be a Mayor but the service is discretionary and we need to reduce costs. We need to spend money on people, there will still be a Mayor's office it will just be done differently.
Question	<i>Falicia – Voices in Action – we know there will be budget cuts but we are concerned about Children and Young People's Services – how will you deal with this?</i>
Answer	Councillor Rawson – a lot of the Children and Young People's Services are statutory so to an extent they were more protected than other services. Where Children and Young People Services were particularly affected was the voluntary sector, they do a fantastic job and a lot of preventable work is done, which would result in more cost in the long term if this work was not done. We need to work with organisations and the voluntary sector to lever in additional funding that we can't access because we are a Council.
Question	<i>Where services had similarities and goals could there be more joined up working to save money? Could we be reassured that you are not cutting just to make savings but to improve and make services better?</i>
Answer	Councillor Tittley – We will look at duplication and we are having discussions with the NHS about working with the primary and secondary care sectors. We have a robust audit service which we provide to other authorities in the area. We need to look at what others can offer us, or if we can generate income. We need to deliver more effectively. We have challenges and potential positive outcomes.

Question	<i>Sahid – Voices in Action – How will the budget create jobs, how will inflation help poor people with necessities and will there be any actions against cuts, protests etc.?</i>
Answer	Councillor Bayliss – Job creation – the Council has bid for external funding from the Regional Growth Fund. We are spending the money to invest in business in the city. £20m will be spent on Infinity Park and the rest will be spent on businesses in the city and beyond. The Council had allocated capital funding to the Regeneration Fund to help bring business to the city and secure jobs in the city. An example was securing jobs at Balfour Beatty on Raynesway. The Council also supported Voice in Action via the Renaissance Board with coaching for interviews to make young people work ready.
Answer	Councillor Russell – The cost of inflation affects the poorest people and there is a cost of living crisis. We help do what we can by providing a Local Assistance Scheme, foodbanks, top ups for utility bills. There is a project called Derby's Working which helps people get off benefits and into work. There is a Local Authority Mortgage Scheme to help first time buyers and a local energy switching scheme, but more needs to be done. The real answers come from central government. Fair Deal for Derby was set up to deal with unfair funding. Many people have voiced concerns about the future and it is not easy, we have a fight on our hands. We try to attract inward investment, jobs and prosperity.
Answer	Councillor Bayliss – We need to be funded fairly. The Local Government Association was campaigning for funding for need. We have had meetings with the government to talk about various funding shortfalls for example we have asked the government to fund us for the £2.6m we have to pay for bus fares. We asked for an Enterprise Zone in Sinfin to try and get businesses to relocate to Derby. We invited Hilary Benn MP - shadow Local Government MP to visit Derby a couple of weeks ago to make sure he understands the position in Derby. We make representation on funding at every opportunity.
Question	<i>Alicia – Could fostering be promoted more?</i>
Answer	Councillor Bayliss – We push as far as we can. Councillor Rawson – We are promoting fostering and adoption as the best outcome for looked after children. We are also looking at the information provided on the website and the processes to make it more accessible and effective.
Question	<i>Voice in Action were making a video to promote fostering and adoption. Apart from Voices in Action being here, how would you target information about the budget cuts for young people? A lot of people volunteer, are there any plans to distribute information to schools so people can get involved in volunteering?</i>
Answer	Councillor Bayliss – young people were not a drain of resources, the Council spends money on people irrespective of age. We provide information on the website and talk to lots of groups. We can't reach everyone but we try. We do what we can to a reasonable standard. Councillors are available to talk to schools, but budgets are a very dry subject, we need to make things real for people.

Question	<i>We acknowledge that difficult decisions need to be made. We need to keep banging the campaigning drum loudly. It is hard for us to make a difference. We need to campaign, lobby and petition government. I need to also flag the concern about the mood of Derby and different groups and neighbourhoods. Hope people keep a monitoring eye on community relations, mental health issues and reality.</i>
Answer	<p>Councillor Repton – It is a difficult message to get to people in the city, decision makers needed to be made aware. People could organise online petitions about things which affect their communities.</p> <p>Councillor Bayliss – I am very proud of Derby, it is a fantastic place and provides a great legacy. I will reflect on what the city had done for the world, the Silk Mill was the first automated factory in the world, it has a world renowned manufacturing centre, there is a rail manufacturing cluster employing some 5,800 people, we have Rolls Royce and the Merlin engine, Crown Derby and Toyota is just down the road. We compete globally and should be very proud of the city. We can be justly proud of what the city does and it hurts me to make cuts but we have to do it.</p>

6. Summary

The following points are based on the responses to the paper and online survey;


- It's notable that the level of response to this budget consultation was lower than that recorded for the consultation completed in early 2013 that explored attitudes to proposals for the Council's three year budget plans for 2013/14 to 2015/16, with 196 survey completions this year compared to 324 previously. This may suggest less interest amongst residents in the Council's budget plans or it may be indicative of differences in the way the consultation has been publicised and the survey distributed (if there were any differences).
- Additionally, the profile of survey respondents is slightly different compared to the previous year's budget consultation. As a proportion of the number of survey respondents, fewer respondents identified themselves as a 'Derby resident' while a greater proportion of submissions were recorded from representatives of 'voluntary or community organisations', 'public sector organisations' and 'a business based in Derby'.
- Not all respondents to the survey completed each question and nor did respondents make comments in the free text boxes about the proposals for ever Directorate. Instead, certain Directorates' proposals seem to have been of more concern to respondents than other.
- The proposals for the Children and Young People Directorate generated the most number of responses, reflecting high levels of concern and disagreement with the proposed budget. This was the case in terms of the number of respondents that answered the *agree/disagree* question on the survey, the number of additional comments made on the survey and the number of other submissions received.
- Specifically, the plans for funding of Safe and Sound generated the most comments in the survey and additional submissions of any of the proposals outlined in the Budget Document.
Note from the Council; *The proposals for funding of Safe and Sound were consulted on in the 2013/14 Budget Consultation.*
- Generally, respondents to the survey were more likely to *disagree* with the proposals for each of the Directorates than they were to *agree* with them and different levels of *disagreement* were recorded for each set of proposals, as follows;
 - Children and Young People (83%)
 - Adults, Health and Housing (50%)
 - The Chief Executive's Office (37%)
 - Resources (35%).
 - Neighbourhoods (35%)
 - The Capital Programme (33%)
 - The Corporate budget (28%).
- Levels of agreement were much lower and the highest level were as follows;
 - The Corporate budget (11%)
 - The Chief Executive's Office (10%)
 - Resources (10%)
 - The Capital Programme (9%)
 - Adults, Health and Housing (8%)
 - Neighbourhoods (7%)
 - Children and Young People (6%).

- As was the case in the previous year's budget consultation, proposals for some Directorates generated high levels of indifference from respondents with relatively high levels of '*neither agree nor disagree*' recorded for some Directorates including the Corporate Budget (61%), Neighbourhoods (58%), the Capital programme (58%), Resources (55%), Chief Executive's Office (53%) and Adults, Health and Housing (42%). The exception to this was for the Children and Young People Directorate (10%), which might suggest that many of those who completed the survey were motivated to do so by the proposals for this Directorate and did so primarily to have their say on its future budget.

7. Appendix

7.1 Quantitative Survey

The paper and online surveys were identical and the paper survey is shown below;



Derby City Council

Feedback on Council Budget Proposals 2014/15 to 2016/17

If you have any comments about any of the proposals contained in the Budget document, please complete and submit your feedback by 16 December 2013. All of the information that you provide will be treated in confidence, please complete all of the questions you are comfortable answering.

The feedback form provides space to comment on all the proposals and follows the same format as the Derby City Council Revenue and Capital Budget Proposals document.

You can view the document at your local library or on our website at www.derby.gov.uk/budgetconsultation2014-15.

**Detailed proposals by Directorate
Adults, Health and Housing**

How strongly do you agree or disagree with the proposals for Adults, Health and Housing? Please select one option.

Strongly agree

Agree

Neither agree nor disagree

Disagree

Strongly disagree

Please use the space below to make any comments about the proposals for Adults, Health and Housing.

v1.3 Page:1

**Detailed proposals by Directorate
Chief Executive's Office**

How strongly do you agree or disagree with the proposals for the Chief Executive's Office? Please select one option.

- Strongly agree
- Agree
- Neither agree nor disagree
- Disagree
- Strongly disagree

Please use the space below to make any comments about the proposals for the Chief Executive's Office.

**Detailed proposals by Directorate
Children and Young People**

How strongly do you agree or disagree with the proposals for Children and Young People? Please select one option.

- Strongly agree
- Agree
- Neither agree nor disagree
- Disagree
- Strongly disagree

Please use the space below to make any comments about the proposals for Children and Young People.



**Detailed proposals by Directorate
Neighbourhoods**

How strongly do you agree or disagree with the proposals for Neighbourhoods? Please select one option.

- Strongly agree
- Agree
- Neither agree nor disagree
- Disagree
- Strongly disagree

Please use the space below to make any comments about the proposals for Neighbourhoods.

**Detailed proposals by Directorate
Resources**

How strongly do you agree or disagree with the proposals for Resources? Please select one option.

- Strongly agree
- Agree
- Neither agree nor disagree
- Disagree
- Strongly disagree

Please use the space below to make any comments about the proposals for Resources.

Corporate Budget

How strongly do you agree or disagree with the proposals for Corporate Budgets? Please select one option.

- Strongly agree
- Agree
- Neither agree nor disagree
- Disagree
- Strongly disagree

Please use the space below to make any comments about the proposals for Corporate Budgets.

Capital Programme - New proposals

How strongly do you agree or disagree with the new proposals for the Capital Programme? Please select one option.

- Strongly agree
- Agree
- Neither agree nor disagree
- Disagree
- Strongly disagree

Please use the space below to make any comments about the Capital Programme.

Overall proposals

If you have any further comments you would like to make on the budget proposals, please use the space below.

The next few questions will help us to make sure that we hear everyone's views, whatever your age or background.

Are you a ... Please select all that apply.

- Derby Resident?
- representative of a business based in Derby?
- representative of a public sector organisation?
- representative of a voluntary or community organisation?
- Other

Other, please say

If you are completing this form as a Derby resident...

Are you ... Please select one option.

- Male Female

What was your age on your last birthday? Please tell us your age in years.

To which group do you consider you belong? Please select one option.

- | | |
|---|---|
| <input type="radio"/> Asian or Asian British - Indian | <input type="radio"/> Dual Heritage - White and Black African |
| <input type="radio"/> Asian or Asian British - Pakistani | <input type="radio"/> Dual Heritage - White and Asian |
| <input type="radio"/> Asian or Asian British - Bangladeshi | <input type="radio"/> Any other Dual Heritage background |
| <input type="radio"/> Asian or Asian British - Chinese | <input type="radio"/> White - English / Welsh / Scottish / Northern Irish / British |
| <input type="radio"/> Any other Asian background | <input type="radio"/> White - Irish |
| <input type="radio"/> Black or Black British - African | <input type="radio"/> White - Gypsy or Irish Traveller |
| <input type="radio"/> Black or Black British - Caribbean | <input type="radio"/> Any other White background |
| <input type="radio"/> Any other Black background | <input type="radio"/> Other ethnic group - Arab |
| <input type="radio"/> Dual Heritage - White and Black Caribbean | <input type="radio"/> Any other ethnic group |

If you have selected one of the 'Any other background' options, please give further details.

I consider myself to be ... Please select one option.

- | | |
|---|---|
| <input type="radio"/> Heterosexual/straight | <input type="radio"/> Gay woman/lesbian |
| <input type="radio"/> Bisexual | <input type="radio"/> Other |
| <input type="radio"/> Gay man | <input type="radio"/> Prefer not to say |

Do you have any religious beliefs? Please select one option.

- | | |
|--------------------------------|---|
| <input type="radio"/> Yes | <input type="radio"/> Prefer not to say |
| <input type="radio"/> No, none | |

If you have religious beliefs. Which of the following religions do you consider you belong to? Please select one option.

- | | |
|---------------------------------|---|
| <input type="radio"/> Buddhist | <input type="radio"/> Muslim |
| <input type="radio"/> Christian | <input type="radio"/> Sikh |
| <input type="radio"/> Hindu | <input type="radio"/> Other |
| <input type="radio"/> Jewish | <input type="radio"/> Prefer not to say |

Please tell us your postcode.

*This allows us to look at the responses we have received by area and is optional.



All information provided will be treated in accordance with the Data Protection Act 1998. We will only use this information to provide feedback to Council Cabinet on the Revenue and Capital Budget Proposals 2014/15 – 2016/17.

Thank you for passing on your comments, please send your completed feedback form freepost by 16 December 2013 to:

Derby City Council Revenue and Capital Budget Proposals 2014/15 – 2016/17 Comments
Derby City Council
FREEPOST
MID24259
DERBY
DE1 2BR



7.2 Additional Submissions

A number of detailed submissions were received and have been considered by the Council, but have not been included in the formal analysis outlined in Section 4 and these are summarised below;

- *A letter from five main independent cultural partners in Derby (Deda, Derby Theatre, Derby Museums Trust, QUAD and Sinfonia Viva) detailing;*
 1. The importance of cultural activities
 2. Worries about further erosion of funding putting the financial contribution from Arts Council England (ACE) at risk
 3. How further reductions in funding negatively impacts on their ability to contribute to the continued success of the city
 4. How further reductions cannot be absorbed without adversely impacting on future sustainability.
- *A letter from Sport England concerning;*
 1. The Neighbourhood and Capital Programme aspects of the consultation
 2. Comments made that it's important to deliver all of the integral parts of the Leisure Facility Strategy to achieve the sort of 'step change' in participation both organisations (DCC and Sport England) want to see.
- *A letter from Derby Fostering Team, Derby Adoption Team, Derby Post Adoption Team (signed by members of these teams) outlining;*
 1. The vital support services offered at Leopold Street (sexual health unit) Safe and Sound
 2. The great work carried out by the dedicated team
 3. Comments regarding the disappointment of the team about decisions being made
 4. How Derby is failing in its duty as a corporate parent.
- *Four letters/emails containing comments around the redesign of the Mayoral function as follows;*
 1. From a former Mayor to comment on disappointment at the decision
 2. An email to state 'I strongly disagree with any proposal to delete the Mayoral service'
 3. Comments from the Honduras Trust regarding their disappointment on the proposal.
- *A letter from LASS on the HIV positive support and proposed reductions in funding, along with case studies.*
- *A petition signed by 64 signatories expressing concern about the proposed withdrawal of funding for Safe and Sound Derby.*
- *A letter from Healthwatch Derby detailing;*
 1. The work that they do and the likely impact of the proposed funding cut
 2. Requesting that as part of the budget review the decision to cut our funding is reassessed
- *A letter from the Children's Commissioner detailing concern about the proposed reduction in funding for Safe and Sound.*