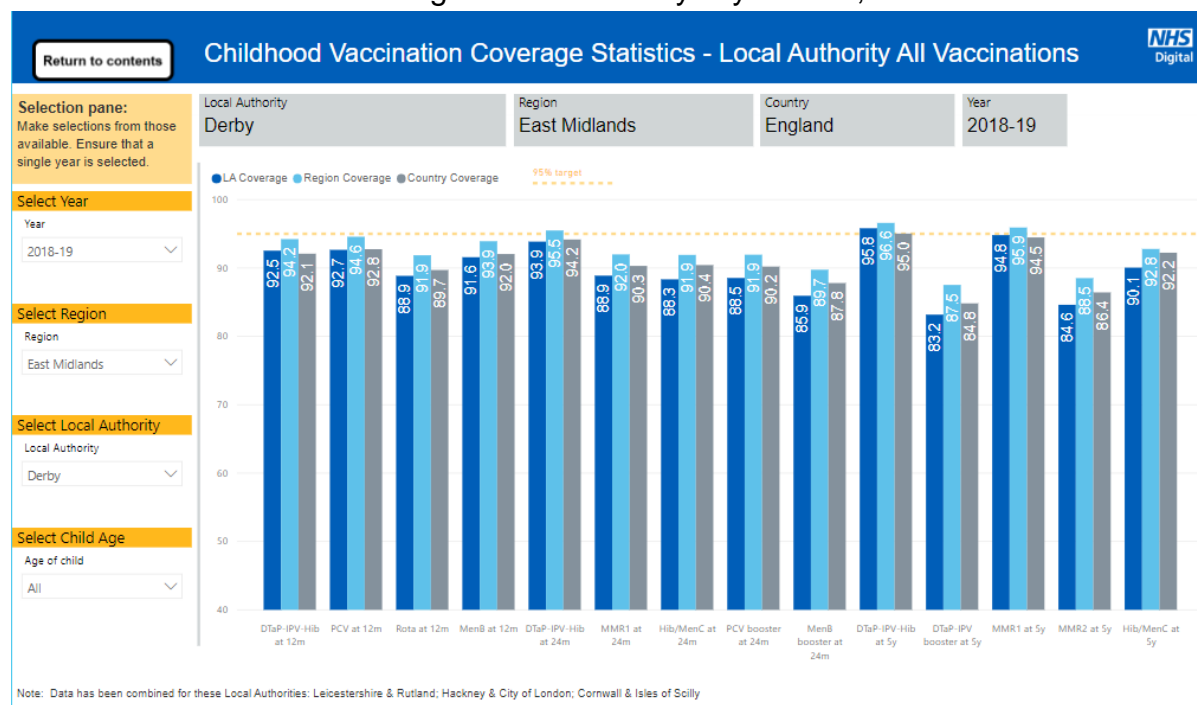


Public Health Vaccination programmes – Appendix 1

Childhood vaccination coverage statistics Derby city council, all vaccinations 2018/19



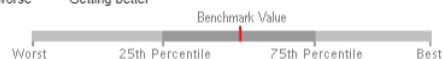
Derby City Council data is shown dark blue, National data is shown grey, Regional data light blue.

PHE fingertips data Vaccinations & Immunisations profile for Derby City

Data quality: ■ Significant concerns ■ Some concerns ■ Robust

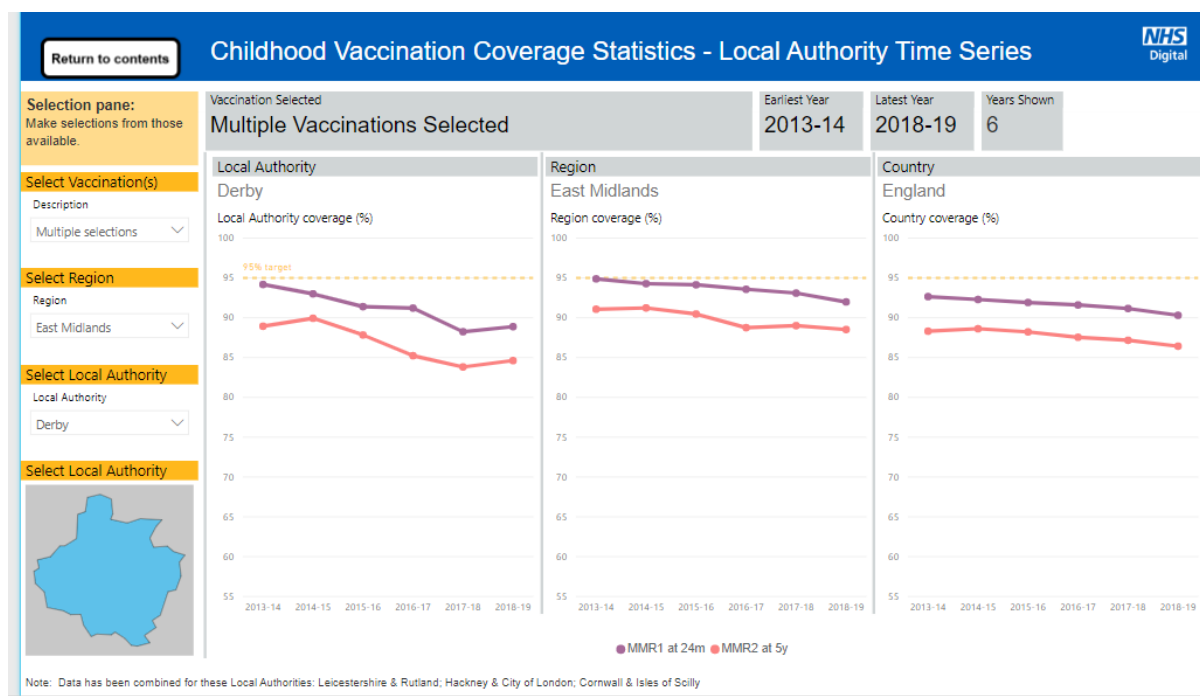
Compared with benchmark: ● Better ● Similar ● Worse ○ Not compared

Recent trends: → Could not be calculated → No significant change ↑ Increasing / Getting worse ↑ Increasing / Getting better ↓ Decreasing / Getting worse ↓ Decreasing / Getting better ↑ Increasing ↓ Decreasing



Indicator	Period	Derby		Region England			England		
		Recent Trend	Count	Value	Value	Value	Worst	Range	Best
Population vaccination coverage - Hepatitis B (1 year old)	2018/19	→	15	100%	*	*	-	-	-
Population vaccination coverage - Dtap / IPV / Hib (1 year old)	2018/19	↓	3,088	92.5%	94.2%	92.1%	73.2%		97.5%
Population vaccination coverage - MenC	2015/16	—	3,400	96.3%	*	*	-	-	-
Population vaccination coverage - PCV	2018/19	↓	3,092	92.7%	94.6%	92.8%	75.9%		97.5%
Population vaccination coverage - Hepatitis B (2 years old)	2018/19	→	11	100%	*	*	-	-	-
Population vaccination coverage - Dtap / IPV / Hib (2 years old)	2018/19	↓	3,318	93.9%	95.5%	94.2%	81.6%		98.8%
Population vaccination coverage - Hib / MenC booster (2 years old)	2018/19	↓	3,123	88.3%	91.9%	90.4%	71.2%		97.5%
Population vaccination coverage - PCV booster	2018/19	↓	3,130	88.5%	91.9%	90.2%	73.4%		97.5%
Population vaccination coverage - MMR for one dose (2 years old)	2018/19	↓	3,142	88.9%	92.0%	90.3%	74.3%		97.1%
Population vaccination coverage - Hib / Men C booster (5 years old)	2017/18	↓	3,512	90.9%	93.2%	92.4%	79.5%		97.6%
Population vaccination coverage - MMR for one dose (5 years old)	2018/19	↓	3,489	94.8%	95.9%	94.5%	83.6%		98.2%
Population vaccination coverage - MMR for two doses (5 years old)	2018/19	↓	3,114	84.6%	88.5%	86.4%	64.1%		96.4%
Population vaccination coverage - HPV vaccination coverage for one dose (females 12-13 years old)	2017/18	—	1,236	81.2%	88.8%	86.9%	67.8%		95.3%

Childhood vaccination coverage statistics 2018/19 Derby City Council



NHS Life Course Vaccination Schedule

Babies under 1 year old	
Age	Vaccines Required
8 weeks	6-in-1 vaccine Rotavirus vaccine MenB
12 weeks	6-in-1 vaccine (2nd dose) Pneumococcal (PCV) vaccine Rotavirus vaccine (2nd dose)
16 weeks	6-in-1 vaccine (3rd dose) MenB (2nd dose)
Children aged 1 to 15	
1 year	Hib/MenC (1st dose) MMR (1st dose) Pneumococcal (PCV) vaccine (2nd dose) MenB (3rd dose)
2 to 10 years	Flu vaccine (every year)
3 years and 4 months	MMR (2nd dose) 4-in-1 pre-school booster
12 to 13 years	HPV vaccine
14 years	3-in-1 teenage booster MenACWY
Adults	
65 years	Pneumococcal (PPV) vaccine
65 years (and every year after)	Flu vaccine
70 years	Shingles vaccine
Pregnant women	
During flu season	Flu vaccine
From 16 weeks pregnant	Whooping cough (pertussis) vaccine